Approved Budget

Fiscal Years
2014-15 & 2015-16

City of Santa Fe Springs

FY 2014-15
AND
FY 2015-16
Approved Budget

About the cover:

The City's Art Fest, hosted by the Heritage Arts Advisory Committee, is one of the largest community events in Santa Fe Springs. In its 2nd year, the event draws over 150 artists who showcase a diverse array of art at the City's historic Clarke Estate. The event draws over 1,000 community members who appreciate the Arts, including residents and business members. Through the efforts of the Heritage Arts Advisory Committee, the City is able to continue to support and promote the Arts through events such as the Art Fest. This event is sure to become a mainstay in Santa Fe Springs!

Fiscal Years 2014-15 and 2015-16

CITY OF SANTA FE SPRINGS

Santa Fe Springs City Council

- Juanita Trujillo
  Mayor
- Laurie M. Rios
  Mayor Pro Tem
- Richard J. Moore
  Councilmember
- William K. Rounds
  Councilmember
- Jay Sarno
  Councilmember

The budget is prepared under the direction of the City Manager by the Department of Finance and Administrative Services.

In early spring of each year, operating departments are directed to submit budgetary requests to the Finance and Administrative Services Department for verification and compilation. While expenditure requests are being prepared, projections of revenues for the year are developed. The requests and projections are presented to the City Manager.

The City Manager reviews the expenditure requests and revenue projections, makes necessary deletions and additions, and recommends a budget to the various City Council budget subcommittees concentrating on different aspects of the upcoming year's spending plan. As well, the City Manager makes presentations to the various City Council advisory committees. In addition, the City holds a Town Hall Budget Meeting to solicit further input from the public. Subsequently, with their comments and changes, the City Manager presents a proposed budget to the City Council.

City Management Team

Thaddeus McCormack, City Manager
Steve Skolnik, City Attorney
Jose Gomez, Assistant City Manager/Director of Finance and Administrative Services
Maricela Balderas, Director of Community Services
Michael Crook, Fire Chief
Wayne Morrell, Director of Planning and Development
Noe Negrete, Director of Public Works
Dino Torres, Director of Police Services

Table of Contents

BUDGET INTRODUCTION

Budget Narrative

BUDGET SUMMARIES

Sources and Uses of Funds
Revenue Summary
Department Summaries
Special Revenue Funds -
Sources and Uses of Funds
Internal Service Funds -
Sources and Uses of Funds

EXPENDITURE DETAIL

General Government
Finance and Administrative Services
Police Services
Fire - Rescue
Planning and Development
Public Works
Engineering
Maintenance
Community Services
Park and Recreation Services
Library and Cultural Services
Family and Human Services

EXPENDITURE DETAIL (continued)

Capital Improvement Program
Non-Recurring
Equipment Acquisitions / Fund Transfers

WATER UTILITY

SUCCESSOR AGENCY

HOUSING SUCCESSOR

City of Santa Fe Springs
Budget Narrative

TO: Mayor and Councilmembers

FROM: Thaddeus McCormack

DATE: June 26, 2014

SUBJECT: Two-Year Adopted Budget - FY 2014-15 and FY 2015-16

Background

It is my pleasure to present the Fiscal Year (FY) 2014-15 and FY 2015-16 Two-Year Adopted Budget. This budget is the result of several months of work, including long and intense work with the various City Council Budget Sub-Committees. This budget cycle in some ways represents a return to normalcy, but in other ways is still tinged with echoes of the monumental fiscal challenges that the City has had to contend with over the last few years; namely, the loss of Redevelopment and the difficult challenge of rising employee benefit and retirement costs.

On the positive side, we continue to see slow but steady growth in most of our major revenue streams. That notwithstanding, the City, along with every city in the State, is and will continue to be challenged with increased Public Employee Retirement System (PERS) pension costs over the next three to five years, due largely to the more realistic and responsible approach that the PERS Board is now taking in terms of more thoroughly and accurately accounting for actual costs of employee benefit and pension costs. While the actions of the PERS Board are to be applauded for increasing the long-term viability and sustainability of the PERS system, it does not come without a cost. And, the cost for Santa Fe Springs for FY 2014-15 alone will exceed $1 million. It should be said that the agreed-upon contributions that our employee groups have made over the last three years have better positioned the City to weather the storm that we expect to experience over the next three to five years. To be sure, had the City Council not adjusted to the downturn in the economy and the devastating loss of Redevelopment over the last three years so forthrightly, the next few years of expected PERS increases would undoubtedly wreak considerable havoc on the City's finances in a way that would call in to question our ability to maintain fiscal solvency.

With the above in mind, the City proceeded through the budget preparation process with an outlook of "cautious apprehension." That is to say, the era of austerity that was needed to adjust to the loss of Redevelopment is behind us, but conversely, we are not in the position to make significant expansion to City operations, especially in a way that would aggravate our PERS liability. Where we find ourselves is in a position to continue the work of the last two years in rebuilding our revenue base in a way that enhances our ability to sustain the level of service that we provide to the public on into the future. Key strategies in that regard are: 1) building the City's reserves to a level that will help lessen the impact of the next downturn in the economy; 2) continuing to reassess what the City's "Core Services" are, so as to ensure that the City's ability to provide those services that only the City can provide are not diminished as a result of "spreading ourselves to thin"; and, 3) looking at ways to broaden and diversify our revenue streams, so as to lessen our dependency on sales tax revenue.

The Adopted Budget for Fiscal Years 2014-15 and 2015-16, I believe, moves us closer to the above objectives. As well, the Adopted Budget provides an unwavering commitment to making Santa Fe Springs a safe and great place to live, work and play. It furthers the City's mission to deliver exemplary municipal services responsive to our entire community and consistent with our history, culture and unique character. And, it maintains the long-term fiscal sustainability that was so painstakingly achieved over the last two years through the difficult but necessary budget modifications engendered by redevelopment's elimination.

Following is a more detailed review of the budget specifics:

Two-Year Adopted Budget: FY 2014-15 and FY 2015-16

We estimate that the FY 2014-15 and FY 2015-16 General Fund revenues will surpass expenditures by $189,900 and $211,500, respectively. For FY 2014-15, it is the anticipated result of approximately $57.56 million in revenues and $57.46 million in expenditures. During FY 2015-16, we estimate approximately $57.64 million in revenues and $57.45 million in expenditures. While revenues remain relatively strong, projected expenditures (largely fueled by PERS costs) grow at a faster pace. Budgeted City-wide expenditures are offset by utilizing FY 2013-14 one-time revenues to "pre-fund" future year equipment replacement and non-recurring needs.

Following is a summary of the Adopted Budget activity for each of the two fiscal years:

	Final Est. Fiscal Year 2013-14	Adopted Fiscal Year 2014-15	Adopted Fiscal Year 2015-16
Sources:			
General Revenues	$ 43,397,000	$ 43,144,000	$ 44,009,000
Applied Revenues	14,162,100	14,494,000	14,637,000
Total Sources	57,559,100	57,638,000	58,646,000
Uses:			
Departmental Expenditures	$ 51,561,300	$ 54,261,800	$ 56,154,400
Capital Improvement Projects	3,200,000	2,800,000	2,400,000
Non-Recurring *	145,200	341,700	---
PERS Stabilization - Labor	670,000	---	---
PERS Stabilization – Future Rates	100,000	100,000	---
Insurance Stabilization	150,000	50,000	---
Equipment Replacement	435,200	---	---
Equipment Replacement - Prefunding	1,194,500	---	---
Total Uses	57,456,200	57,553,500	58,554,400
Projected Surplus	$ 102,900	$ 84,500	$ 91,600

* FY 2013-14 Final Estimate amount reflects the current year budgetary impact. In December 2013, the City Council set aside $9.3 million in FY 2012-13 General Fund Reserves toward a payment made under protest to the State Department of Finance (DOF) as part of the statewide dissolution of redevelopment.

Revenues

During FY 2014-15 we are expecting City revenues (not including the Water Utility Fund) to total $57.6 million. This includes approximately $43.1 million in "general" General Fund revenues and $14.5 million in "applied" General Fund revenues that are derived from the operations of specific departments and allocated to offset those same departmental expenditures. While in FY 2014-15 General Fund revenues are projected to be about the same as the current year estimate, the following year is projected to generate about $1 million in revenues. This is largely due to sales tax revenues increasing about $600,000 from the prior year.

The graph below illustrates an overall view of the City's revenues for each of the next two fiscal years.

FY 2014-15 City Revenues - $70.7 Million

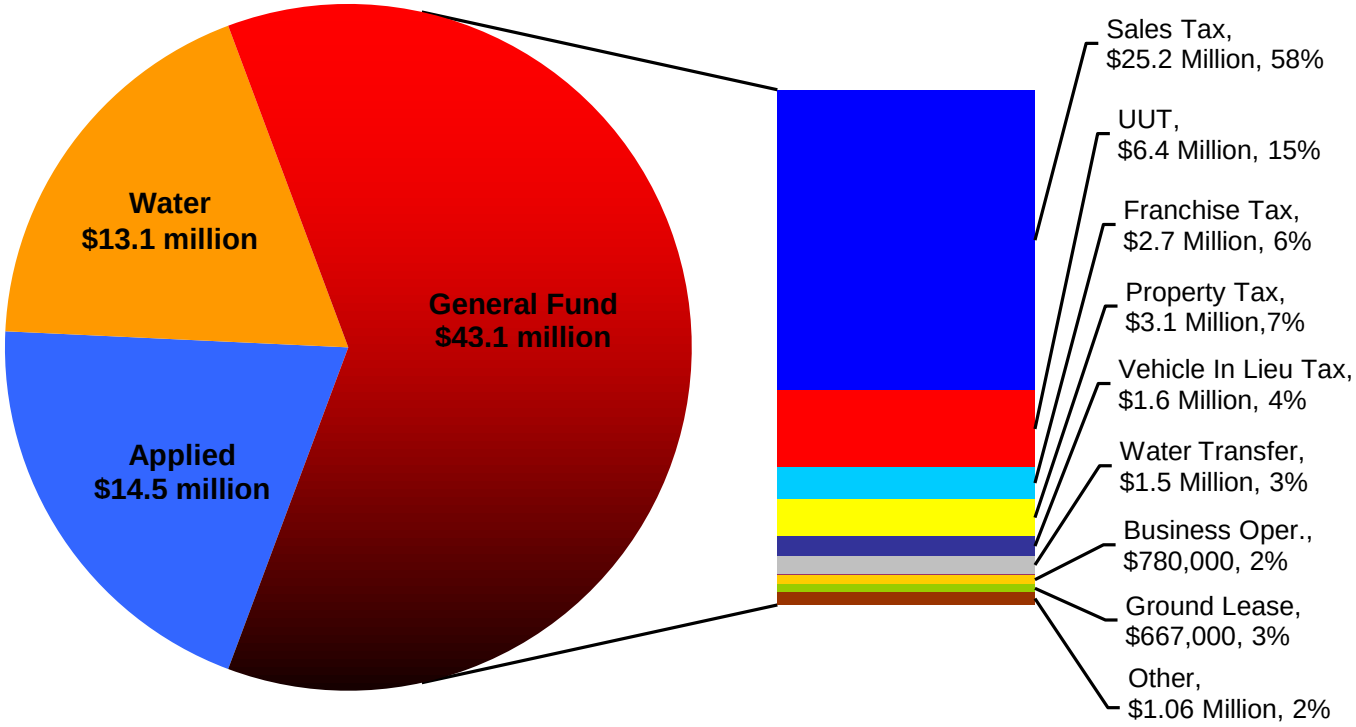

FY 2015-16 City Revenues - $71.7 Million

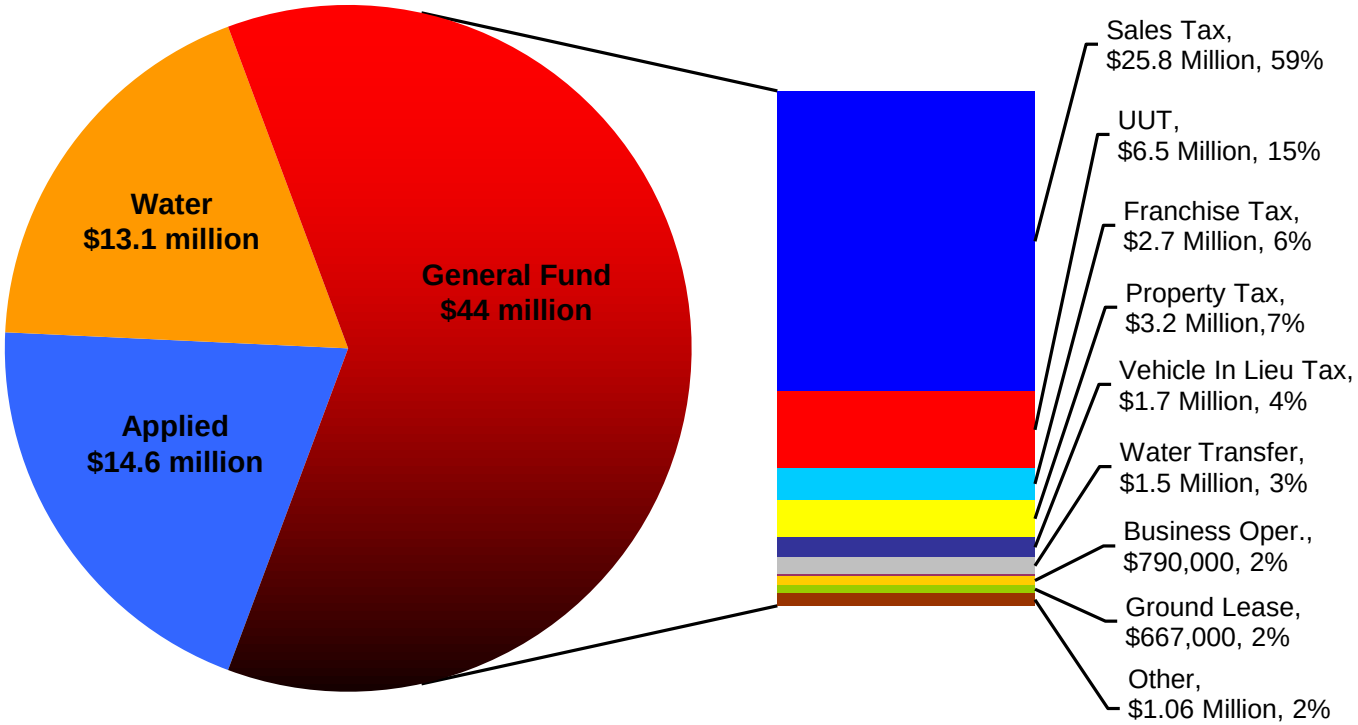

Sales Tax Revenue – Historically, the City has benefitted greatly from the large business community and the sales tax revenue generated. Conversely, during the "Great Recession" the City's revenues were disproportionately impacted by the downturn in the economy. Since then, modest gains have provided for a slow but steady rise and overall a favorable trend upward.

Sales Tax Revenue History

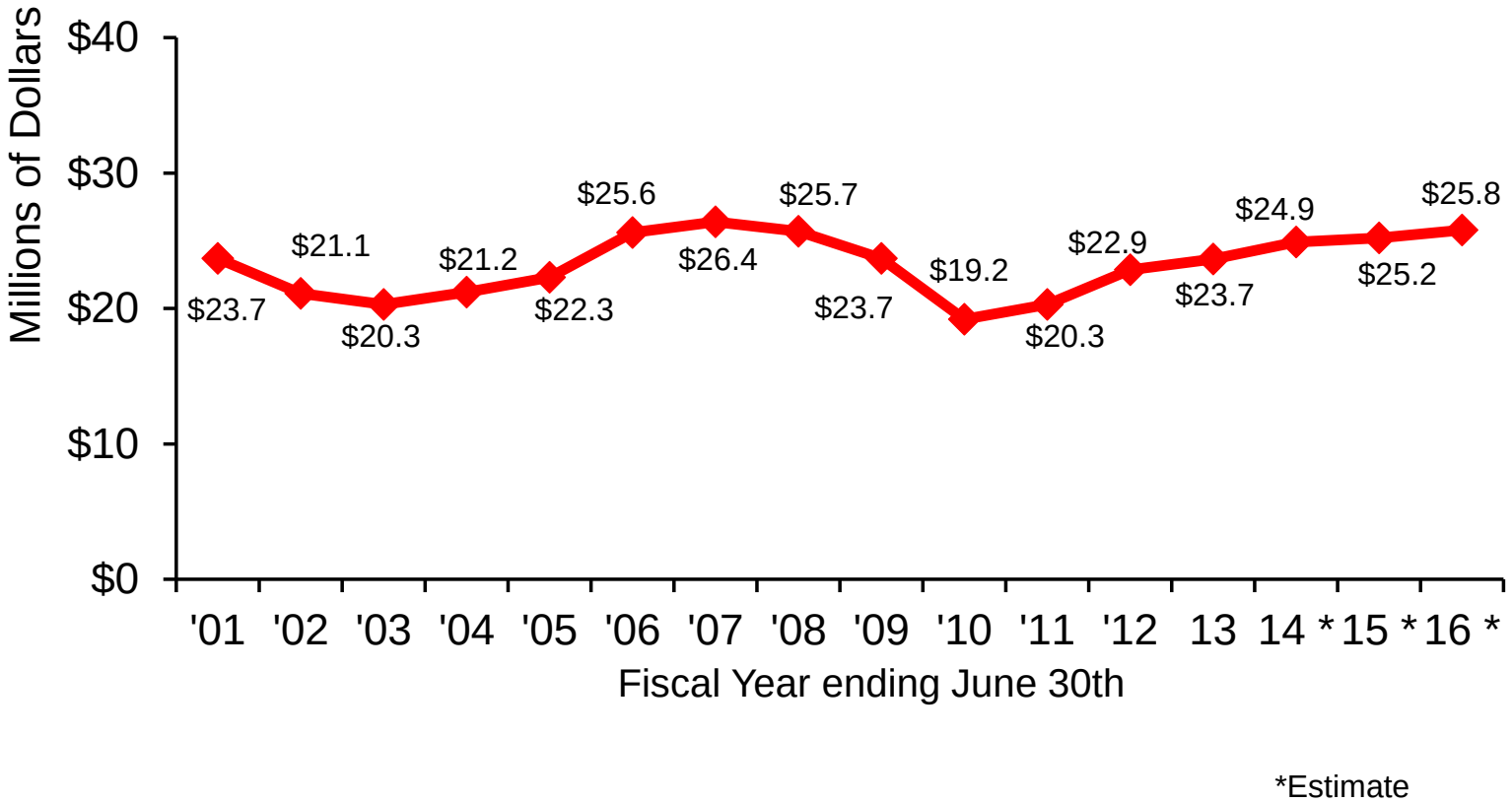

Utility User's Tax - The addition of the Utility User's Tax in late 2010 has continued to provide much-needed revenue diversification that reduces the City's reliance on Sales Tax Revenue and the disproportionate impact an economic downturn has on the City of Santa Fe Springs compared to other communities. The City anticipates receiving $6.4 million and $6.5 million during FY 2014-15 and FY 2015-16, respectively.

Other Revenues – The passage of Measure S in November 2013 provided for an updated and equitable Oil Barrel Tax to be applied to those companies extracting oil from beneath Santa Fe Springs. A combination of the new rate and more oil being produced is estimated to result in a 45.5% increase in revenue. In addition, the City will see a near 50% increase in interest earnings as a result of the realization of revenues from two Community Facility Districts. Unfortunately, the City's overall interest earnings are so low that the 50% increase only represents $44,000 in new revenue.

Expenditures

General Fund expenditures and fund transfers are expected to total approximately $57.5 million in FY 2014-15, or about the same amount as the current year. In FY 2015-16 we can expect a total of $58.4 million or about $1 million more than currently expended. The growth is almost exclusively in the operating departments and attributed to higher pension costs.

Departmental expenditures are estimated at $54.2 million in FY 2014-15 and $56 million in FY 2015-16. As previously mentioned, applied revenues offset departmental expenditures. In FY 2014-15, applied revenues of $14.5 million will offset the $54.2 million in gross expenditures for a net department "cost" of approximately $39.7 million. The three largest department expenditure components (based on gross expenditures) are Fire, Police, and Public Works. Combined, the amounts spent on public safety (Police and Fire-Rescue Departments) account for slightly more than half of the City's operating expenditures.

FY 2014-15 Departmental Expenditures - $54.3 Million

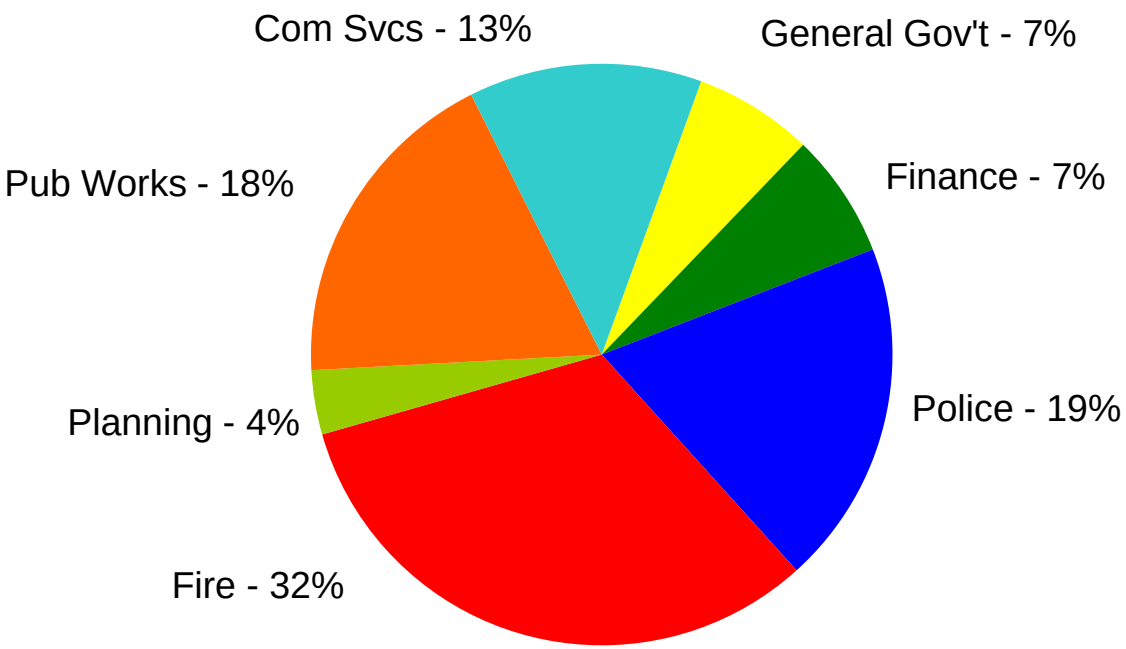

FY 2015-16 Departmental Expenditures - $56.2 Million

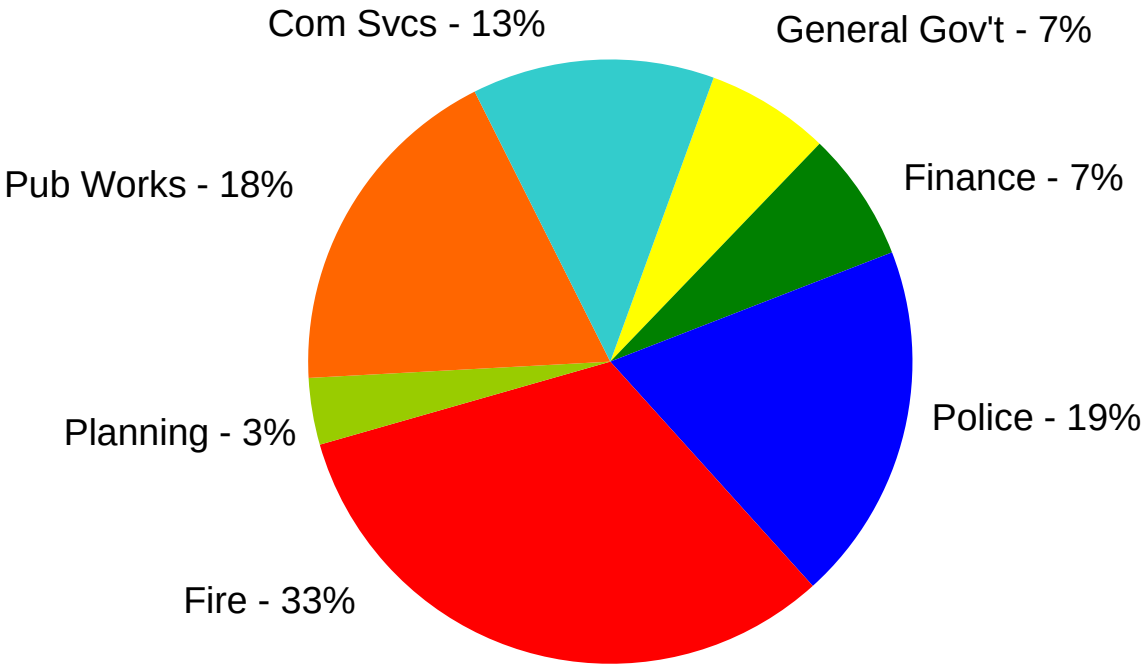

The Final Estimate for FY 2013-14 and the Two-Year Adopted Budget include earmarked funds for Capital Improvement Projects, Non-recurring expenditures, City-wide equipment replacement, and set-aside funds to stabilize labor costs, PERS pension rates, and insurance contributions.

Conclusion

As has been made clear over the last few years, the City has been in transition due to the hard-learned lessons of the "Great Recession" and the devastating loss of redevelopment; the overall challenge of the last few years has been, how can the organization emulate the wonderful achievements and outcomes of the past in an environment where we have dramatically fewer fiscal resources and as a result, fewer human resources? The Fiscal Year 2014-15 and 2015-16 Adopted Budget succeeds in building back up the City's fiscal health, while moving the City closer to restoring our organizational capacity to the heights we achieved prior to the Great Recession and the elimination of redevelopment. Of course, achieving the same outcomes with fewer fiscal resources requires changing the way we do things in order to gain greater efficiencies.

In closing, although we are experiencing some signs of optimism in the economy, we must not lose sight of the difficulties we have overcome, nor lose sight of the challenges that are before us. We have succeeded because of the strong partnerships we have developed with residents, businesses and employees, as well as our collective commitment to shared responsibility and shared sacrifice. That commitment and strategy has gotten us through the eye of the storm. It is incumbent on us to remain vigilant and continue our prudent and "cautiously apprehensive" course.

Thaddeus McCormack
City Manager

Budget Summaries

This section contains summary tables and charts.

- General Fund
  - Sources and Uses of Funds
  - Revenues
  - Expenditures
- Special Revenue Funds
  - Sources and Uses of Funds
- Internal Service Funds
  - Sources and Uses of Funds

CITY OF
SANTA FE SPRINGS

Sources and Uses of Funds

Fiscal Year 2014-15 & Fiscal Year 2015-16 Approved Budget

	Actual FY 2012-13	Final Estimate FY 2013-14	Council Approved FY 2014-15	Variance $	Variance %	Council Approved FY 2015-16	Variance $	Variance %
Sources								
Estimated General Revenues	$ 42,174,707	$ 43,397,000	$ 43,144,000	(253,000)	-0.6%	$ 44,009,000	865,000	2.0%
Uses								
Department Expenditures	34,731,137	37,399,200	39,767,800	2,368,600	6.3%	41,517,400	1,749,600	4.4%
Non-Recurring Expenditures *	1,528,586	145,200	341,700	196,500	135.3%	-	(341,700)	-100.0%
Fund Transfers:								
Capital Improvement Program	4,690,517	3,200,000	2,800,000	(400,000)	-12.5%	2,400,000	(400,000)	-14.3%
Equipment Replacement	435,000	435,200	-	(435,200)	-100.0%	-	-	0.0%
Equip. Replacement - Prefunding	-	1,194,500	-	(1,194,500)	-100.0%	-	-	0.0%
PERS Stabilization - Labor	-	670,000	-	(670,000)	-100.0%	-	-	0.0%
PERS Stabilization - Future Rates	-	100,000	100,000	-	0.0%	-	(100,000)	-100.0%
Insurance Stabilization	514,000	150,000	50,000	(100,000)	-66.7%	-	(50,000)	-100.0%
Total Uses	41,899,240	43,294,100	43,059,500	(234,600)	-0.5%	43,917,400	857,900	2.0%
Surplus / (Deficit)	**$ 275,467**	**$ 102,900**	**$ 84,500**	**$ (18,400)**	-17.9%	**$ 91,600**	**$ 7,100**	-38.6%

* FY 2013-14 Final Estimate amount reflects the current year budgetary impact. In December 2013, the City Council set aside $9.3 million in FY 2012-13 General Fund Reserves toward a payment made under protest to the State Department of Finance (DOF) as part of the statewide dissolution of redevelopment.

Revenue Summary

Fiscal Year 2014-15 & 2015-16 Approved Budget

Account Number	Revenue Source	Actual FY 2012-13	Budget FY 2013-14	Final Estimate FY 2013-14	Approved Budget FY 2014-15	% Change From Prior Year	Approved Budget FY 2015-16	% Change From Prior Year
	Taxes							
0110	Property	$ 1,982,830	$ 1,799,000	$ 2,050,000	$ 2,080,000	1.5%	$ 2,110,000	1.4%
0145	Property - Pass Thru to City	1,181,930	1,190,000	1,150,000	1,060,000	-7.8%	1,100,000	3.8%
0155	Utility User's Tax (UUT)	6,095,190	5,800,000	6,300,000	6,400,000	1.6%	6,500,000	1.6%
0160	Sales & Use	23,655,903	24,278,000	24,900,000	25,200,000	1.2%	25,800,000	2.4%
0165	Transient Occupancy	112,654	113,000	114,000	114,000	0.0%	114,000	0.0%
0170	Franchise	2,443,761	2,416,000	2,616,000	2,668,000	2.0%	2,721,000	2.0%
0175	Business Operations	778,483	770,000	775,000	782,000	0.9%	790,000	1.0%
0180	Property Transfer	160,120	110,000	158,000	140,000	-11.4%	140,000	0.0%
0185	Oil Well	134,480	135,000	135,000	135,000	0.0%	135,000	0.0%
0186	Barrel	155,980	151,000	275,000	400,000	45.5%	400,000	0.0%
	Total Taxes	36,701,331	36,762,000	38,473,000	38,979,000	1.3%	39,810,000	2.1%
	Use of Money & Property							
0410	Interest Earnings	28,644	50,000	94,000	91,000	-3.2%	88,000	-3.3%
0420	Rentals	105,893	97,000	110,000	112,000	1.8%	114,000	1.8%
0430	Ground Lease	667,764	667,000	667,000	667,000	0.0%	667,000	0.0%
	Total Use Of Money & Property	802,301	814,000	871,000	870,000	-0.1%	869,000	-0.1%
	State Subventions							
0530	Vehicle In Lieu Taxes	1,542,531	1,588,000	1,588,000	1,636,000	3.0%	1,668,000	2.0%
	Total State Subventions	1,542,531	1,588,000	1,588,000	1,636,000	3.0%	1,668,000	2.0%
	Other							
0660	Other	1,628,544	333,000	965,000	159,000	-83.5%	162,000	1.9%
0730	Rebate/Prior Year Expenditures	-	-	-	-		-	
0850	Water Utility Lease Payment	1,500,000	1,500,000	1,500,000	1,500,000	0.0%	1,500,000	0.0%
	Total Other	3,128,544	1,833,000	2,465,000	1,659,000	-32.7%	1,662,000	0.2%
	Total General Fund	$ 42,174,707	$ 40,997,000	$ 43,397,000	$ 43,144,000	-0.6%	$ 44,009,000	2.0%

Department Summaries

FY 2014-15 & FY 2015-16 Approved Budget

Summary By Department

Activity Name	Actual FY 2012-13	Mid-Year Budget FY 2013-14	Final Estimate FY 2013-14	Council Approved FY 2014-15	Council Approved FY 2015-16
Operating Expenditures					
General Government	$ 2,007,641	$ 2,502,100	$ 2,398,800	$ 2,700,800	$ 2,830,800
Finance and Administrative Services	640,457	703,500	996,600	776,600	694,200
Police Services	8,906,293	9,337,500	9,294,000	9,665,000	9,859,000
Fire-Rescue	14,836,928	14,442,900	14,272,000	15,123,900	16,218,900
Planning and Community Development	(977,717)	243,700	(248,400)	60,300	93,900
Public Works					
Engineering	84,539	728,400	478,800	628,200	645,300
Maintenance	5,404,431	5,761,000	5,647,000	6,035,300	6,214,500
Community Services					
Parks and Recreation Services	1,587,096	1,840,900	1,756,300	1,841,200	1,899,100
Library and Cultural Services	1,218,873	1,500,100	1,489,400	1,482,000	1,539,100
Family and Human Services	1,022,596	1,066,800	1,314,700	1,454,500	1,522,600
Total	$ 34,731,137	$ 38,126,900	$ 37,399,200	$ 39,767,800	$ 41,517,400

Special Revenue Funds
Sources and Uses of Funds

Fiscal Year 2014-15 Approved Budget

Activity Name	State Gas Tax Fund	County Transit Tax Funds	Lighting Maintenance District Fund	Art in Public Places Fund	Heritage Art Education Endowment Fund
Estimated Beginning Fund Balance	$ 74,600	$ 186,700	$ -	$ 944,800	$ 420,100
Sources					
Estimated General Revenues	494,200	721,900	183,000	100,000	-
Uses					
Transfer to General Fund:	494,200	418,000	183,000	341,000	-
Transfer to Capital Projects	-	200,000	-	-	-
Total Uses	494,200	618,000	183,000	341,000	-
Surplus / (Deficit)	-	103,900	-	(241,000)	-
Estimated Ending Fund Balance	**$ 74,600**	**$ 290,600**	**$ -**	**$ 703,800**	**$ 420,100**

Special Revenue Funds
Sources and Uses of Funds

Fiscal Year 2014-15 Approved Budget
(Continued)

Activity Name	Air Quality Improvement Fund	Community Development Block Grant Fund	Supplemental Law Enforcement Fund	Public Safety Augmentation Funds	Waste Management Fund
Estimated Beginning Fund Balance	$ 14,700	$ -	$ -	$ -	$ -
Sources					
Estimated General Revenues	20,800	16,200	100,000	142,000	1,400,000
Uses					
Transfer to General Fund	-	16,200	100,000	142,000	1,400,000
Transfer to Capital Projects	-	-	-	-	-
Total Uses	-	16,200	100,000	142,000	1,400,000
Surplus / (Deficit)	20,800	-	-	-	-
Estimtated Ending Fund Balance	**$ 35,500**	**$ -**	**$ -**	**$ -**	**$ -**

Special Revenue Funds
Sources and Uses of Funds

Fiscal Year 2015-16 Approved Budget

Activity Name	State Gas Tax Fund	County Transit Tax Funds	Lighting Maintenance District Fund	Art in Public Places Fund	Heritage Art Education Endowment Fund
Estimated Beginning Fund Balance	$ 74,600	$ 290,600	$ -	$ 703,800	$ 420,100
Sources					
Estimated General Revenues	494,200	710,100	183,000	100,000	-
Uses					
Transfer to General Fund:	494,200	397,100	183,000	343,300	-
Transfer to Capital Projects	-	200,000	-	-	-
Total Uses	494,200	597,100	183,000	343,300	-
Surplus / (Deficit)	-	113,000	-	(243,300)	-
Estimated Ending Fund Balance	**$ 74,600**	**$ 403,600**	**$ -**	**$ 460,500**	**$ 420,100**

Special Revenue Funds
Sources and Uses of Funds

Fiscal Year 2015-16 Approved Budget
(Continued)

Activity Name	Air Quality Improvement Fund	Community Development Block Grant Fund	Supplemental Law Enforcement Fund	Public Safety Augmentation Funds	Waste Management Fund
Estimated Beginning Fund Balance	$ 35,500	$ -	$ -	$ -	$ -
Sources					
Estimated General Revenues	20,800	16,200	100,000	142,000	1,400,000
Uses					
Transfer to General Fund	-	16,200	100,000	142,000	1,400,000
Transfer to Capital Projects	-	-	-	-	-
Total Uses	-	16,200	100,000	142,000	1,400,000
Surplus / (Deficit)	20,800	-	-	-	-
Estimtated Ending Fund Balance	**$ 56,300**	**$ -**	**$ -**	**$ -**	**$ -**

Internal Service Funds
Sources and Uses of Funds

Fiscal Year 2014-15 Approved Budget

Activity Name	General Equipment Replacement Fund	Environmental Fines Capital Fund	Fire Equipment Replacement Fund	Insurance Stabilization Fund	Employee Benefits Fund
Estimated Beginning Fund Balance	$ 1,538,900	$ 133,300	$ 192,200	$ 664,000	$ 1,512,700
Sources					
Transfer from General Fund	-	-	-	50,000	100,000
Uses					
Transfer to General Fund:					
8000-Vehicle Acqusition/Replacement	446,000	50,800	59,000	-	-
Total Uses	446,000	50,800	59,000	-	-
Surplus / (Deficit)	(446,000)	(50,800)	(59,000)	50,000	100,000
Estimated Ending Fund Balance	**$ 1,092,900**	**$ 82,500**	**$ 133,200**	**$ 714,000**	**$ 1,612,700**

Internal Service Funds
Sources and Uses of Funds

Fiscal Year 2015-16 Approved Budget

Activity Name	General Equipment Replacement Fund	Environmental Fines Capital Fund	Fire Equipment Replacement Fund	Insurance Stabilization Fund	Employee Benefits Fund
Estimated Beginning Fund Balance	$ 1,092,900	$ 82,500	$ 133,200	$ 714,000	$ 1,612,700
Sources					
Transfer from General Fund	-	-	-	-	-
Uses					
Transfer to General Fund:					
8000-Vehicle Acqusition/Replacement	438,000	-	-	-	-
9000-Non-Recurring	310,500	-	-	-	-
Total Uses	748,500	-	-	-	-
Surplus / (Deficit)	(748,500)	-	-	-	-
Estimated Ending Fund Balance	**$ 344,400**	**$ 82,500**	**$ 133,200**	**$ 714,000**	**$ 1,612,700**

General Government

The General Government area is a combination of various elected, administrative, community promotions, transportation, and waste management components. The City Council is composed of five members who are elected by the voters of Santa Fe Springs to four-year, overlapping terms. Each year, the City Council selects a Mayor and a Mayor Pro-Tem from among its members whose responsibilities are to chair Council meetings, attest to the official actions of the City, and otherwise represent the City. The City Attorney provides legal advice to the City Council, City commissions, and departments. He reviews all formal City documents for legal correctness and validity, as well as represents the City in court litigation as necessary.

The City Manager provides direct staff support to the City Council and is responsible for implementing City Council policy. The City Manager directs the operation of all City departments through department heads and makes recommendations to the City Council. The City Manager, without the benefit of a department head, directly oversees the City Clerk, Human Resources, and Waste Management.

Below is a chart showing the department's activities. More detailed information is available on the following pages:

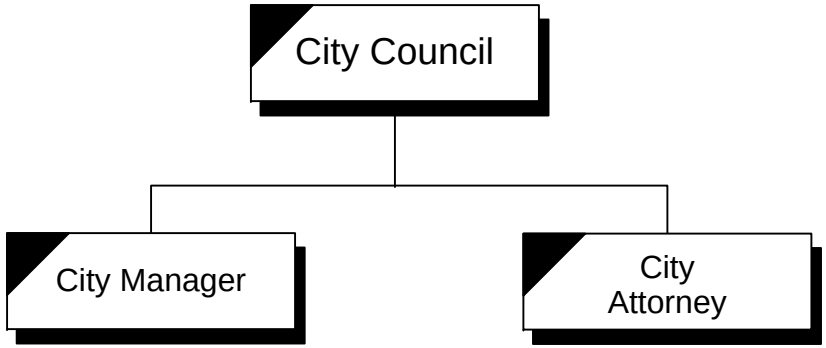

- City Clerk
- Community Organization Support
- Human Resources
- Waste Management
- Community Promotion

General Government

FY 2014-15 & FY 2015-16

Position Summary

Full-Time Positions	Original FY 2013-14	Revised FY 2013-14	Change + or (-)	Approved FY 2014-15	Change + or (-)	Approved FY 2015-16	Change + or (-)
Administrative Clerk I **	2	1.60	(0.40)	1.60	-	1.60	-
Assistant Human Resources Manager	1	1	-	-	(1)	-	-
City Attorney	1	1	-	1	-	1	-
City Manager	1	1	-	1	-	1	-
Deputy City Clerk	1	1	-	1	-	1	-
Human Resource Analyst	1	1	-	1	-	1	-
Human Resource Assistant	-	-	-	1	1	1	-
Human Resources Manager	1	1	-	1	-	1	-
Management Assistant I *	0.80	0.80	-	0.80	-	0.80	-
Management Assistant II	-	-	-	1.00	1	1.00	-
Program Assistant *	0.35	0.35	-	0.35	-	0.35	-
Public Relations Specialist	1	1	-	1	-	1	-
Secretary to City Manager	-	-	-	-	-	-	-
Total Number of Full-Time Positions	10.15	9.75	(0.40)	10.75	1.00	10.75	-
Part-Time Benefitted Positions							
Administrative Clerk I	-	1	1	-	(1)	-	-
Total Number of Part-Time Benefitted Positions	-	1	1	-	(1)	-	-
Part-Time Non-Benefitted Hours							
Total Number of Hours	-	-	-	-	-	-	-

* Positions are shared with Finance and Administrative Services Department

** Position is shared with Planning and Development Department

General Government

FY 2014-15 & FY 2015-16 Approved Budget

Department Summary

Activity Number	Activity Name	Actual FY 2012-13	Mid-Year Budget FY 2013-14	Final Estimate FY 2013-14	Council Approved FY 2014-15	Council Approved FY 2015-16
1100	City Council	$ 338,017	$ 357,700	$ 362,800	$ 383,300	$ 396,300
1200	City Clerk	83,009	153,600	154,400	241,600	300,500
1300	City Attorney	189,567	294,100	223,500	263,900	266,100
2100	City Manager	401,912	498,600	433,500	585,900	610,900
2120	Community Organization Support	109,493	210,300	235,600	210,300	210,300
2210	Human Resources	629,518	693,100	670,500	679,500	703,300
4360	Waste Management	-	-	-	-	-
4600	Community Promotion	256,126	294,700	318,500	336,300	343,400
Department Totals		$ 2,007,641	$ 2,502,100	$ 2,398,800	$ 2,700,800	$ 2,830,800

City Council (1100)

The City Council is the legislative body of the City government. It is responsible for setting general and specific municipal policy, passing ordinances and resolutions, appropriating funds, reviewing and monitoring municipal administration, prescribing and adopting the City's budgets, establishing water and refuse collection rates, and other general tax and service rates, establishing a zoning plan for the City, appointing special citizen advisory committees, and fulfilling a variety of other duties prescribed by State Government Code.

The City Council conducts public meetings for the purpose of taking formal actions and reviewing staff reports on specific issues. It provides liaison to elected representatives of the state and federal government, and represents the City at formal public events.

In addition, the City Council approves all appointments to City commissions, presents proclamations and special awards, approves specialized permit requests, appoints the City Manager and City Attorney, and approves the City's budget.

Activity Summary

		Final Est. FY 2013-14	Council Approved FY 2014-15	Council Approved FY 2015-16
Salaries and Benefits	$	225,100	260,300	273,300
Maintenance and Operations		137,700	123,000	123,000
Applied Revenues		-	-	-
Activity Total	$	362,800	383,300	396,300

Fiscal Year Comparisons

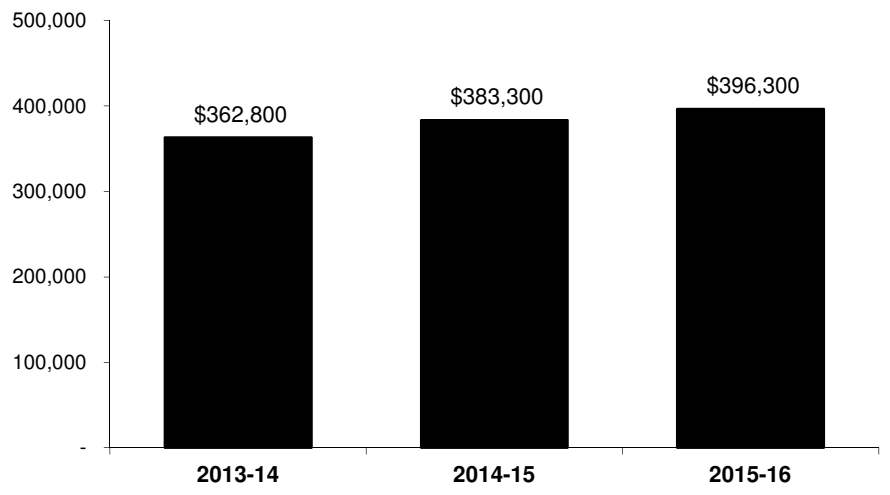

City Council (1100)

Activity Detail

Acct No.	Description	Actual FY 2012-13	Mid-Year Budget FY 2013-14	Final Estimate FY 2013-14	Council Approved FY 2014-15	Council Approved FY 2015-16	
111A	CC - Regular Salaries	$ 58,683	$ 58,300	$ 56,800	$ 58,300	$ 58,300	
111B	CM - Regular Salaries	22,881	22,600	23,000	39,900	40,600	
111D	FA - Regular Salaries	47	-	-	-	-	
119A	CC - Applied Benefits	117,787	118,700	115,700	103,300	111,100	
119B	CM - Applied Benefits	33,903	29,100	29,600	58,800	63,300	
119D	FA - Applied Benefits	52	-	-	-	-	
	Total Salaries and Benefits	233,352	228,700	225,100	260,300	273,300	
2200	Supplies	5,643	3,000	3,000	3,000	3,000	
3400	Telephone	644	1,000	700	1,000	1,000	
4210	Travel and Meetings	14,786	14,000	16,000	15,000	15,000	
4400	Contractual Services	74,592	102,000	109,000	95,000	95,000	*
9300	Equipment Usage	9,000	9,000	9,000	9,000	9,000	
	Total Maintenance and Operations	104,665	129,000	137,700	123,000	123,000	
	- Activity Total -	$ 338,017	$ 357,700	$ 362,800	$ 383,300	$ 396,300	

* Additional detail on following page(s)

City Council (1100) - Account Number Detail

Acct #4400	FY 2013-14	FY 2014-15	FY 2015-16
City Audit	$ 45,000	$ 40,000	$ 40,000
Legislative Representative	30,000	30,000	30,000
Vehicle Reimbursement	15,000	15,000	15,000
Annual Financial Report	12,000	10,000	10,000
	$ 102,000	$ 95,000	$ 95,000

City Clerk (1200)

The City Clerk plays a critical role in the decision-making process of the City Council. As the key staff for City Council meetings, the Clerk prepares the agenda, verifies legal notices are posted or published, and completes the necessary arrangements to ensure an effective meeting, consistent with local, state and federal rules and regulations. The Clerk is entrusted with the responsibility of recording the decisions of the City Council.

The City Clerk administers Federal, State, and Local procedures through which local government representatives, the City Council, are selected. The Clerk assists candidates in meeting their legal responsibilities before, during, and after an election. From election pre-planning to certification of election results, and filing of final campaign disclosure documents, the City Clerk assists in the process.

The City Clerk also oversees the preservation and protection of the public record. By law, the Clerk is required to maintain and index the Minutes, Ordinances, and Resolutions adopted by the City Council. The Clerk also maintains the City's Municipal Code, and ensures that other municipal records are readily accessible to the public.

Activity Summary

		Final Est. FY 2013-14	Council Approved FY 2014-15	Council Approved FY 2015-16
Salaries and Benefits	$	67,600	195,800	207,300
Maintenance and Operations		86,800	45,800	93,200
Applied Revenues		-	-	-
Activity Total	$	154,400	241,600	300,500

Fiscal Year Comparisons

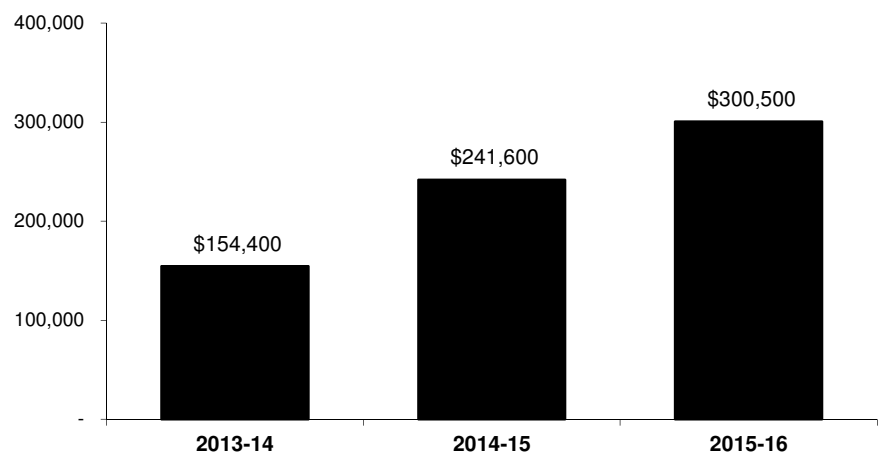

City Clerk (1200)

Activity Detail

Acct No.	Description	Actual FY 2012-13	Mid-Year Budget FY 2013-14	Final Estimate FY 2013-14	Council Approved FY 2014-15	Council Approved FY 2015-16	
111B	CM - Regular Salaries	$ 29,482	$ 32,700	$ 29,500	$ 79,100	$ 81,100	
114B	CM - OT Pay	1,314	1,500	-	-	-	
115U	CS Rec - PT Salaries	238	-	200	-	-	
119B	CM - Applied Benefits	43,689	42,100	37,800	116,700	126,200	
119U	CS Rec - PT Applied Benefits	134	-	100	-	-	
	Total Salaries and Benefits	74,857	76,300	67,600	195,800	207,300	
2200	Supplies	577	2,500	1,800	500	2,500	*
4100	Advertising	-	2,000	800	1,000	1,000	
4210	Travel and Meetings	826	1,500	1,300	1,500	1,500	
4220	Memberships	387	500	400	500	400	
4250	Training	2,496	1,600	500	1,600	1,600	
4400	Contractual Services	4,074	14,200	21,000	40,700	24,200	*
4900	Intergovernmental Charges	-	55,000	61,000	-	62,000	*
	Total Maintenance and Operations	8,359	77,300	86,800	45,800	93,200	
BH00	Miscellaneous Fees	(208)	-	-	-	-	
	Total Applied Revenues	(208)	-	-	-	-	
	- Activity Total -	$ 83,009	$ 153,600	$ 154,400	$ 241,600	$ 300,500	

* Additional detail on following page(s)

City Clerk (1200) - Account Number Detail

Acct #2200	FY 2013-14	FY 2014-15	FY 2015-16
General Office	$ 500	$ 500	$ 500
Election Supplies	2,000	-	2,000
	$ 2,500	$ 500	$ 2,500

Acct #4400	FY 2013-14	FY 2014-15	FY 2015-16
Election Services	$ 10,000	$ 20,000	$ 20,000
Records Retention	-	16,500	-
City Code	3,000	3,000	3,000
Equipment Maintenance	1,200	1,200	1,200
	$ 14,200	$ 40,700	$ 24,200

Acct #4900	FY 2013-14	FY 2014-15	FY 2015-16
L.A. County - Municipal Election	$ 55,000	$ -	$ 62,000
	$ 55,000	$ -	$ 62,000

City Attorney (1300)

The City Attorney, as chief legal advisor to the City, renders advice to the City Council, City Commissions and Committees, and to City officers and employees, as well as performs legal services for the City with the exception of criminal prosecutions, which are handled by the District Attorney of Los Angeles County under contract with the City.

Activity Summary

		Final Est. FY 2013-14	Council Approved FY 2014-15	Council Approved FY 2015-16
Salaries and Benefits	$	123,500	133,900	136,100
Maintenance and Operations		100,000	130,000	130,000
Applied Revenues		-	-	-
Activity Total	$	223,500	263,900	266,100

Fiscal Year Comparisons

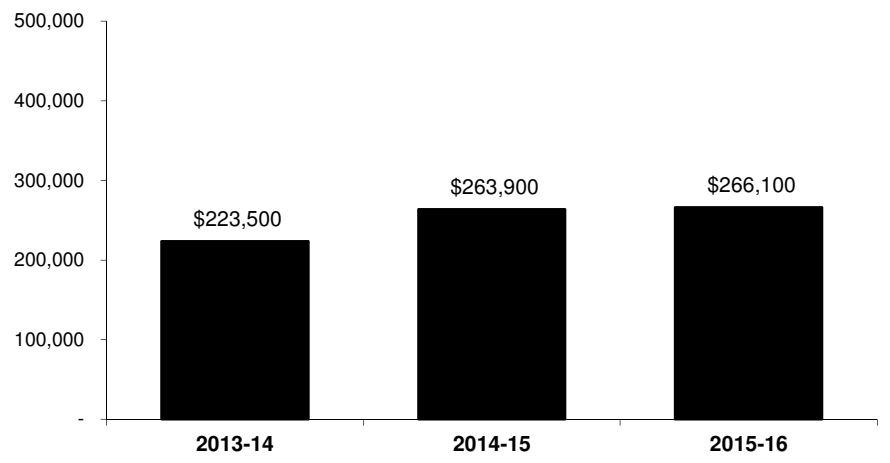

City Attorney (1300)

Activity Detail

Acct No.	Description	Actual FY 2012-13	Mid-Year Budget FY 2013-14	Final Estimate FY 2013-14	Council Approved FY 2014-15	Council Approved FY 2015-16	
111L	CA - Regular Salaries	$ 84,294	$ 84,600	$ 84,200	$ 86,300	$ 86,300	
119L	CA - Applied Benefits	30,264	39,500	39,300	47,600	49,800	
	Total Salaries and Benefits	114,558	124,100	123,500	133,900	136,100	
2200	Supplies	1,074	-	-	-	-	
4400	Contractual Services	73,935	170,000	100,000	130,000	130,000	*
	Total Maintenance and Operations	75,009	170,000	100,000	130,000	130,000	
	- Activity Total -	$ 189,567	$ 294,100	$ 223,500	$ 263,900	$ 266,100	

* Additional detail on following page(s)

City Attorney (1300) - Account Number Detail

Acct #4400	FY 2013-14	FY 2014-15	FY 2015-16
City Attorney - Litigation	$ 20,000	50,000	50,000
City Prosecutor - Litigation	10,000	10,000	10,000
Legal Services - Colantuono Lawsuit (DOF) - **(Sucessor Agency)**	50,000	-	-
Legal Services - Miscellaneous	50,000	25,000	25,000
Legal Services - Lakeland Corp Bankruptcy	10,000	10,000	10,000
Legal Services - RDA lawsuit (Cerritos)	10,000	10,000	10,000
Legal Services - Environmental	10,000	15,000	15,000
Legal Services - Well #4	10,000	10,000	10,000
	$ 170,000	$ 130,000	$ 130,000

City Manager (2100)

The City Manager provides direct staff support to the City Council and is responsible for implementing City Council policy. The City Manager directs the operation of all City departments through the Executive Team and makes recommendations to the City Council. The City Manager, in conjunction with the Director of Finance and Administrative Services, prepares and recommends an annual budget to the City Council, provides reports, analyses data, and presents other information to the City Council as necessary. The City Manager also represents the City in legislative actions, legal service functions and provides leadership for the entire organization.

This activity is also responsible for a variety of research, analysis, project coordination and legislative liaison activities, as well as assisting in policy development, grant seeking and government relations initiatives. It serves as the City's state and federal government liaison to assist state and federal legislators, staffs, and agencies in promoting and implementing the City's legislative interests and policies.

Activity Summary

		Final Est. FY 2013-14	Council Approved FY 2014-15	Council Approved FY 2015-16
Salaries and Benefits	$	404,500	556,100	581,100
Maintenance and Operations		29,000	29,800	29,800
Applied Revenues		-	-	-
Activity Total	$	433,500	585,900	610,900

Fiscal Year Comparisons

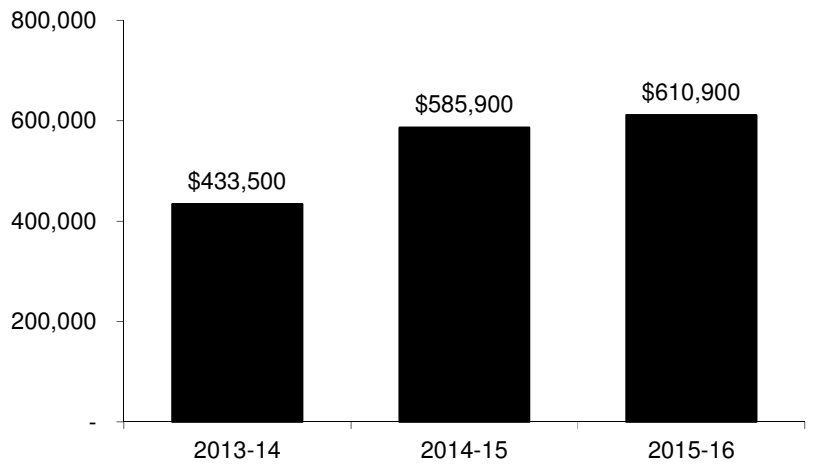

City Manager (2100)

Activity Detail

Acct No.	Description	Actual FY 2012-13	Mid-Year Budget FY 2013-14	Final Estimate FY 2013-14	Council Approved FY 2014-15	Council Approved FY 2015-16	
111B	CM - Regular Salaries	$ 118,929	$ 203,200	$ 162,500	$ 210,400	$ 211,500	
111D	FA - Regular Salaries	9,976	-	-	-	-	
111H	CS Rec - Regular Salaries	51	-	-	-	-	
111M	PLN Adm - Regular Salaries	-	-	9,000	14,700	15,900	
115P	CM - PT Salaries	27,822	-	9,400	-	-	
119B	CM - Applied Benefits	176,351	261,400	209,000	310,400	329,300	
119D	FA - Applied Benefits	11,819	-	-	-	-	
119H	CS REC - Applied Benefits	53	-	-	-	-	
119M	PLN Adm - Applied Benefits	-	-	11,300	20,600	24,400	
119P	CM - PT Applied Benefits	7,326	-	3,300	-	-	
	Total Salaries and Benefits	352,327	464,600	404,500	556,100	581,100	
2200	Supplies	3,840	3,000	3,000	3,000	3,000	
3400	Telephone	1,146	2,000	1,100	2,000	2,000	
4210	Travel and Meetings	8,003	6,000	5,900	6,000	6,000	
4220	Memberships	16,630	5,000	5,000	3,300	3,300	*
4400	Contractual Services	11,967	10,000	6,000	7,500	7,500	*
9300	Equipment Usage	8,000	8,000	8,000	8,000	8,000	
	Total Maintenance and Operations	49,585	34,000	29,000	29,800	29,800	
	- Activity Total -	$ 401,912	$ 498,600	$ 433,500	$ 585,900	$ 610,900	

* Additional details on following page(s)

City Manager (2100) - Account Number Detail

Acct #4220	FY2013-14	FY2014-15	FY2015-16
Southern California Assoc. of Governments **(transfer to 4600)**	$ 1,700	$ -	$ -
Memberships - Miscellaneous	1,400	1,400	1,400
ICMA - Center for Performance Measurement	1,200	1,200	1,200
California City Management Foundation	400	400	400
International Institute of Municipal Clerks	200	200	200
Municipal Management Assoc. of Southern California	100	100	100
	$ 5,000	$ 3,300	$ 3,300

Acct #4400	FY2013-14	FY2014-15	FY2015-16
Copier Lease	$ 3,500	$ 3,500	$ 3,500
Contracts	6,500	4,000	4,000
	$ 10,000	$ 7,500	$ 7,500

Community Organization Support (2120)

This activity funds requests for community organization support from non-profit agencies and/or local schools during the fiscal year. Requests are decided on their merits at the time the Council considers the budget. Requests made after the budget adoption are decided by the Council on their merits, the financial condition of the City at the time, and consideration of the staff recommendation. All requests for support must be for a "Municipal Purpose" as defined by State law.

Activity Summary

		Final Est. FY 2013-14	Council Approved FY 2014-15	Council Approved FY 2015-16
Salaries and Benefits	$	-	-	-
Maintenance and Operations		235,600	210,300	210,300
Applied Revenues		-	-	-
Activity Total	$	235,600	210,300	210,300

Fiscal Year Comparisons

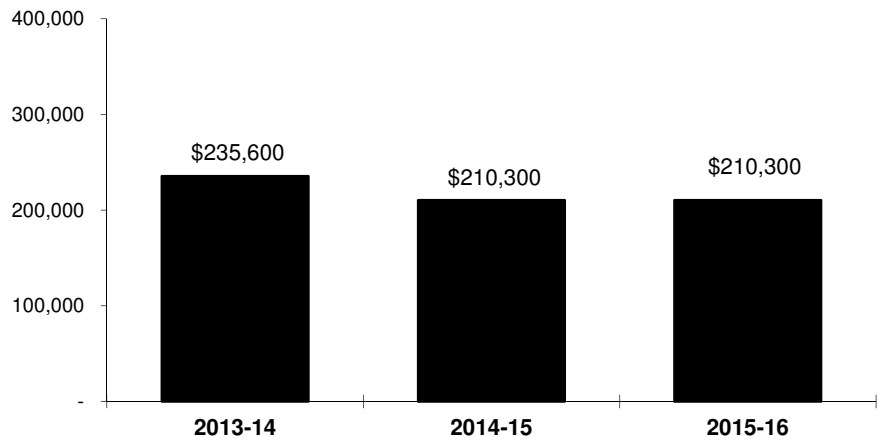

Community Organization Support (2120)

Activity Detail

Acct No.	Description	Actual FY 2012-13	Mid-Year Budget FY 2013-14	Final Estimate FY 2013-14	Council Approved FY 2014-15	Council Approved FY 2015-16	
2200	Supplies	$ 337	$ 1,000	$ 600	$ 1,000	$ 1,000	*
4400	Contractual Services	548	5,000	5,000	5,000	5,000	
6100	Contributions	191,270	204,300	224,000	200,800	200,800	*
6101	Contributions - Mayor's Authority	-	-	6,000	3,500	3,500	*
	Total Maintenance and Operations	192,155	210,300	235,600	210,300	210,300	
EXCH	Exchanged CDBG Funds	(82,662)	-	-	-	-	
	Total Applied Revenues	(82,662)	-	-	-	-	
	- Activity Total -	$ 109,493	$ 210,300	$ 235,600	$ 210,300	$ 210,300	

* Additional detail on following page(s)

Community Organization Support (2120) - Account Number Detail

Acct #2200	FY 2013-14	FY 2014-15	FY 2015-16
Recognition Materials	$ 1,000	$ 1,000	$ 1,000
	$ 1,000	$ 1,000	$ 1,000

Acct #6100	FY 2013-14	FY 2014-15	FY 2015-16
Chamber Annual Funding	$ 98,500	$ 98,500	$ 98,500
The Whole Child	35,000	35,000	35,000
SASSFA Local Funding	20,000	20,000	20,000
Lake Center School Washington D.C. Trip	14,000	14,000	14,000
Chamber Destiny Fund	5,000	5,000	5,000
Santa Fe High Foundation	5,000	5,000	5,000
Rio Hondo Charter Red Cross	4,500	4,500	4,500
Los Nietos Washington D.C. Trip	2,800	2,800	2,800
LACADA	2,500	2,500	2,500
Los Nietos Middle School After School Sports	2,500	2,500	2,500
Silver Shield Award	2,500	2,500	2,500
Mayor's Authority **(Transferred to #6101)**	2,000	-	-
Miss Santa Fe Springs Pageant	2,000	2,000	2,000
Hispanic Outreach Task Force Scholarship	1,500	1,500	1,500
Miscellaneous Funding **(Transferred to #6101)**	1,500	-	-
Meals on Wheels	1,000	1,000	1,000
Rio Hondo Boy Scouts	1,000	1,000	1,000
Santa Fe Springs Community Playhouse	1,000	1,000	1,000
School Program Advertising	1,000	1,000	1,000
Spanish Trails Girl Scouts	1,000	1,000	1,000
	$ 204,300	$ 200,800	$ 200,800

Acct #6101	FY 2013-14	FY 2014-15	FY 2015-16
Mayor's Authority	$ -	$ 2,000	$ 2,000
Miscellaneous Funding	-	1,500	1,500
	$ -	$ 3,500	$ 3,500

Human Resources (2210)

The Human Resources activity is responsible for:

- Recruitment, testing and selection for all open and promotional full-time and part time City positions
- Administration of the employee benefit programs including: medical, dental and life insurance, and other employee incentive programs such as: physical fitness, educational incentives, etc.
- Administration of the City's workers compensation program
- Employee-employer labor relations including contract negotiations
- Mandated employee training required by law
- Special events for employees such as employee service recognition awards and innovation awards.

Historically, this activity will recruit and test for approximately 40 positions. About 2,000 applications will be received and processed, and about 20 full-time and 65 part-time positions will be filled. Processes will be completed for about 50 employee injuries, and about 100 volunteers.

This activity is also responsible for keeping the City's Personnel Rules and Regulations up-to-date and assisting departments in their uniform interpretation and application. The activity also performs position classification studies, comparative compensation analyses and internal investigations. In addition, it provides staff support to the Personnel Advisory Board, which is the advisory body that hears appeals from employees on disciplinary matters.

Activity Summary

		Final Est. FY 2013-14	Council Approved FY 2014-15	Council Approved FY 2015-16
Salaries and Benefits	$	523,200	505,900	527,500
Maintenance and Operations		151,300	173,600	175,800
Applied Revenues		(4,000)	-	-
Activity Total	$	670,500	679,500	703,300

Fiscal Year Comparisons

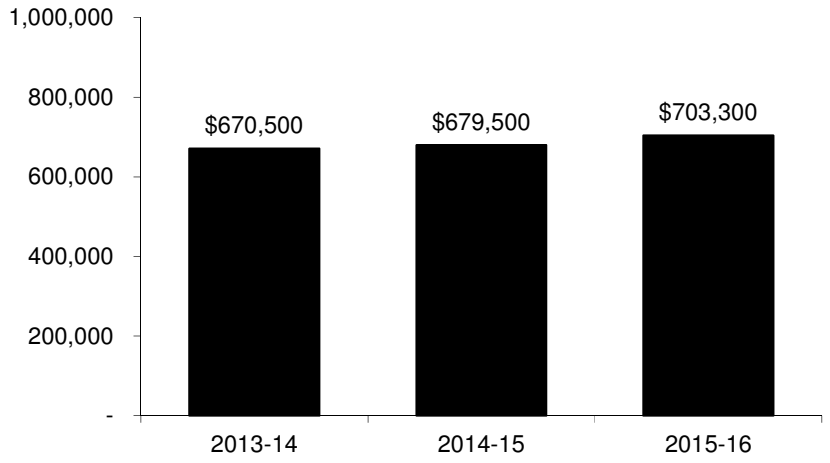

Human Resources (2210)

Activity Detail

Acct No.	Description	Actual FY 2012-13	Mid-Year Budget FY 2013-14	Final Estimate FY 2013-14	Council Approved FY 2014-15	Council Approved FY 2015-16	
111B	CM - Regular Salaries	$ 196,681	$ 198,300	$ 193,000	$ 181,000	$ 183,600	
115P	CM - PT Salaries	-	-	18,000	-	-	
115R	FA - PT Salaries	318	-	-	-	-	
119B	CM - Applied Benefits	291,485	255,000	248,000	266,900	285,900	
119P	CM - PT Applied Benefits			6,200	-	-	
119R	FA - PT Applied Benefits	17	-	-	-	-	
1318	Eyeglass Reimbursement	36,704	40,000	40,000	40,000	40,000	
1700	Employee Innovation Awards	-	1,000	-	-	-	
1800	Employee Service Awards	13,300	28,000	18,000	18,000	18,000	
	Total Salaries and Benefits	538,505	522,300	523,200	505,900	527,500	
2200	Supplies	19,264	38,000	38,000	36,000	36,000	*
4100	Advertising	695	4,000	500	4,000	4,000	
4210	Travel and Meetings	523	3,000	3,000	4,000	4,000	
4220	Memberships	604	3,000	4,000	4,500	4,500	
4250	Training	4,478	29,000	12,000	29,000	29,000	*
4400	Contractual Services	60,373	87,500	87,500	89,800	92,000	*
4900	Intergovernmental Charges	5,076	6,300	6,300	6,300	6,300	*
	Total Maintenance and Operations	91,012	170,800	151,300	173,600	175,800	
CE00	Contributions	-	-	(4,000)	-	-	
	Total Applied Revenues	-	-	(4,000)	-	-	
	- Activity Total -	$ 629,518	$ 693,100	$ 670,500	$ 679,500	$ 703,300	

* Additional detail on following page(s)

Human Resources (2210) - Account Number Detail

Acct #2200	FY 2013-14	FY 2014-15	FY 2015-16
Test Supplies	$ 7,000	$ 7,500	$ 7,500
Employee Benefit Fair	4,000	4,000	4,000
Employee Events	4,000	4,000	4,000
Retirement Recognition Awards	4,000	4,000	4,000
Awards, Plaques, Etc.	3,000	3,000	3,000
Employee Performance Recognition	3,000	3,000	3,000
Holiday Breakfast	3,000	-	-
Selection Panels	3,000	3,000	3,000
Office Supplies	3,000	3,250	3,250
Informational Pamphlets	2,000	2,000	2,000
Refreshments - Training	2,000	2,250	2,250
	$ 38,000	$ 36,000	$ 36,000

Acct #4250	FY 2013-14	FY 2014-15	FY 2015-16
Tuition Reimbursement	14,000	14,000	14,000
Departmental/Citywide Training	6,000	6,000	6,000
Supervisor/Management Training	5,000	5,000	5,000
Management & Leadership Training	4,000	4,000	4,000
	$ 29,000	$ 29,000	$ 29,000

Acct #4400	FY 2013-14	FY 2014-15	FY 2015-16
Medical Consultants	$ 25,000	$ 25,300	$ 25,500
Contractual Services - Various	11,000	11,000	11,000
Legal Services	10,000	11,000	12,000
Holiday Breakfast (Catering, Entertainment, & Decorations)	7,000	7,000	7,000
Test Rentals	8,000	8,500	9,000
Printing Services - Miscellaneous	6,000	6,000	6,000
Unemployment Insurance	8,000	8,000	8,000
Departmental Retirement Events	4,000	4,000	4,000
Background Checks	4,000	4,000	4,000
Employee Assistance Program Services	2,500	2,750	3,000
Training Videos/Seminars	2,000	2,250	2,500
	$ 87,500	$ 89,800	$ 92,000

Acct #4900	FY 2013-14	FY 2014-15	FY 2015-16
Fingerprinting	$ 5,000	$ 5,000	$ 5,000
Child Care Certificates	1,300	1,300	1,300
	$ 6,300	$ 6,300	$ 6,300

Waste Management (4360)

This activity is responsible for managing franchise agreements with various commercial and industrial solid waste haulers and ensuring compliance with the AB 939 waste diversion requirements. It is responsible for all data collection and reporting as mandated by AB 939.

The activity plans, promotes, and administers programs relating to residential curbside recycling, construction and demolition debris disposal, used oil recycling, beverage container recycling, universal waste roundups, household hazardous waste round ups, and special events such as Earth Day and compositing workshops, as well as other informational outreach opportunities.

Activity Summary

		Final Est. FY 2013-14	Council Approved FY 2014-15	Council Approved FY 2015-16
Salaries and Benefits	$	302,500	354,200	369,200
Maintenance and Operations		556,200	543,900	551,400
Applied Revenues		(858,700)	(898,100)	(920,600)
Activity Total	$	-	-	-

Fiscal Year Comparisons

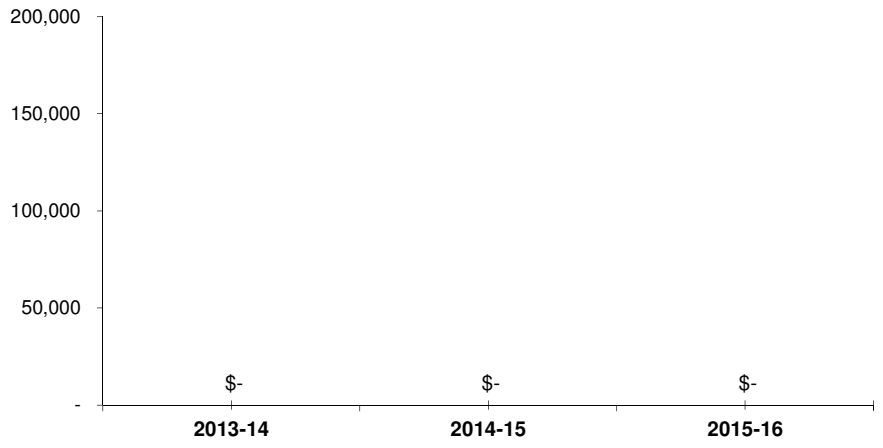

Waste Management (4360)

Activity Detail

Acct No.	Description	Actual FY 2012-13	Mid-Year Budget FY 2013-14	Final Estimate FY 2013-14	Council Approved FY 2014-15	Council Approved FY 2015-16	
111B	CM - Regular Salaries	$ 13,322	$ 18,300	$ 15,000	$ 16,900	$ 17,000	
111C	PS Adm - Regular Salaries	5,923	5,600	4,200	5,600	5,700	
111D	FA - Regular Salaries	28,938	28,100	27,500	35,100	35,100	
111E	PW Adm - Regular Salaries	5,290	5,600	4,000	6,100	6,100	
111F	PW Mtc - Regular Salaries	53,552	55,700	70,700	56,700	56,700	
111M	PLN Adm - Regular Salaries	5,023	4,700	6,800	7,700	8,000	
114D	FA - OT Pay	70	-	-	-	-	
114T	PW Mtc - PT OT pay	54	-	-	-	-	
115P	CM - PT Salaries	4,920	-	4,000	-	-	
115T	PW Mtc - PT Salaries	20,915	24,200	25,000	34,900	36,400	
119B	CM - Applied Benefits	19,729	23,500	20,000	24,900	26,500	
119C	PS Adm - Applied Benefits	6,937	6,300	4,700	7,300	7,800	
119D	FA - Applied Benefits	34,305	33,900	33,100	48,000	50,900	
119E	PW Adm - Applied Benefits	8,027	8,400	6,000	9,400	10,100	
119F	PW Mtc - Applied Benefits	68,865	73,600	70,200	80,200	85,200	
119M	PLN Adm - Applied Benefits	6,613	5,900	8,600	10,900	12,200	
119P	CM - PT Applied Benefits	1,295	-	1,400	-	-	
119T	PW Mtc - PT Applied Benefits	820	1,300	1,300	10,500	11,500	
	Total Salaries and Benefits	284,599	295,100	302,500	354,200	369,200	
2200	Supplies	6,837	15,000	8,000	15,000	15,000	*
4210	Travel and Meetings	20	-	-	-	-	
4400	Contractual Services	436,921	374,000	360,000	311,000	311,000	*
4630	Liability Insurance	24,500	27,000	27,000	30,900	30,900	
4900	Intergovernmental Charges	-	9,000	9,000	9,000	9,000	
9100	Overhead	142,299	147,600	151,300	177,100	184,600	
9300	Equipment Usage	900	900	900	900	900	
	Total Maintenance and Operations	611,477	573,500	556,200	543,900	551,400	
HM00	Transfer from Waste Management	(896,076)	(868,600)	(858,700)	(898,100)	(920,600)	
	Total Applied Revenues	(896,076)	(868,600)	(858,700)	(898,100)	(920,600)	
	- Activity Total -	$ -	$ -	$ -	$ -	$ -	

* Additional detail on following page(s)

Waste Management (4360) - Account Number Detail

Acct #2200	FY 2013-14	FY 2014-15	FY 2015-16
Recycling Information/Promotion	$ 5,000	$ 5,000	$ 5,000
Supplies - Miscellaneous	4,000	4,000	4,000
Streets	5,000	5,000	5,000
Christmas Tree Mailing	1,000	1,000	1,000
	$ 15,000	$ 15,000	$ 15,000

Acct #4400	FY 2013-14	FY 2014-15	FY 2015-16
Streets - Annual Contract	$ 159,500	$ 130,000	$ 130,000
Streets - Composting/Dump Fees	181,000	165,000	165,000
Sweeping - Parking Lots	17,500	-	-
Waste Management Consultant Services	10,000	10,000	10,000
Catch Basin Repair/Replacement	6,000	6,000	6,000
	$ 374,000	$ 311,000	$ 311,000

Community Promotion (4600)

The Community Promotion activity provides a positive public relations program for the City by promoting and supporting special activities and events, celebrations, and local civic and community groups.

Activity Summary

		Final Est. FY 2013-14	Council Approved FY 2014-15	Council Approved FY 2015-16
Salaries and Benefits	$	152,800	214,000	221,100
Maintenance and Operations		193,900	150,500	150,500
Applied Revenues		(28,200)	(28,200)	(28,200)
Activity Total	$	318,500	336,300	343,400

Fiscal Year Comparisons

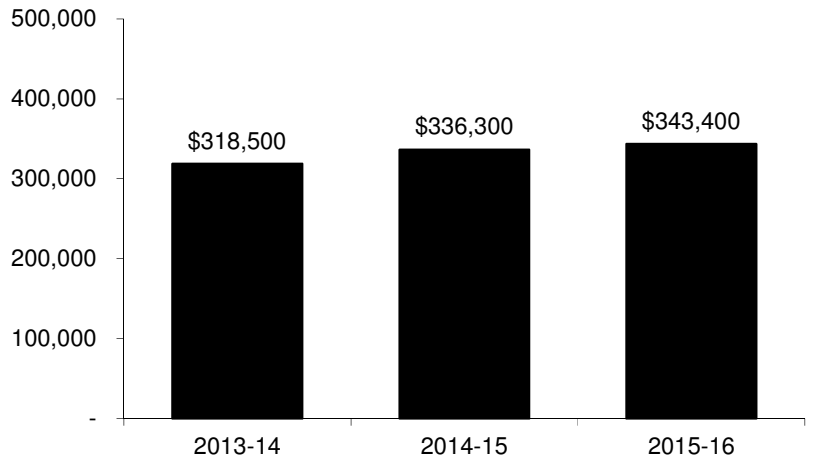

Community Promotion (4600)

Activity Detail

Acct No.	Description	Actual FY 2012-13	Mid-Year Budget FY 2013-14	Final Estimate FY 2013-14	Council Approved FY 2014-15	Council Approved FY 2015-16	
111B	CM - Regular Salaries	$ 34,701	$ 39,200	$ 32,000	$ 38,000	$ 38,000	
111F	PW Mtc - Regular Salaries	21,375	33,600	19,500	34,300	34,500	
114F	PW Mtc - OT Pay	27,772	-	27,500	27,500	27,500	
114T	PW Mtc - PT OT Pay	924	-	1,800	1,800	1,800	
115R	FA - PT Salaries	-	-	100	-	-	
115T	PW Mtc - PT Salaries	1,421	5,600	2,500	6,100	6,400	
115U	CS Rec - PT Salaries	212	-	100	-	-	
119B	CM - Applied Benefits	51,405	50,400	42,000	56,000	59,100	
119F	PW Mtc - Applied Benefits	27,503	44,400	27,000	48,500	51,800	
119T	PW Mtc - PT Applied Benefits	74	300	200	1,800	2,000	
119U	CS Rec - PT Applied Benefits	11	-	100	-	-	
	Total Salaries and Benefits	165,397	173,500	152,800	214,000	221,100	
2200	Supplies	15,248	10,500	25,000	12,500	12,500	*
3400	Telephone	3	-	100	-	-	
4100	Advertising	475	7,500	7,500	7,500	7,500	*
4210	Travel and Meetings	2,261	1,500	1,100	1,500	1,500	
4220	Memberships	12,232	14,300	28,700	30,400	30,400	*
4400	Contractual Services	82,491	105,100	121,000	84,100	84,100	*
6100	Contributions	20	10,500	10,500	14,500	14,500	*
	Total Maintenance and Operations	112,729	149,400	193,900	150,500	150,500	
CE00	Memorial Scholarship Fund Contribution	-	(6,000)	(6,000)	(6,000)	(6,000)	
CF00	Private Enterprise Contribution	(7,000)	(7,200)	(7,200)	(7,200)	(7,200)	
HM00	Transfer from Waste Management Fund	(15,000)	(15,000)	(15,000)	(15,000)	(15,000)	
	Total Applied Revenues	(22,000)	(28,200)	(28,200)	(28,200)	(28,200)	
	- Activity Total -	$ 256,126	$ 294,700	$ 318,500	$ 336,300	$ 343,400	

* Additional detail on following page(s)

Community Promotion (4600) - Account Number Detail

Acct #2200	FY 2013-14	FY 2014-15	FY 2015-16
Memorial Scholarship Program Supplies	$ 1,500	$ 1,500	$ 1,500
Miscellaneous	1,500	1,500	1,500
Christmas Tree/Holiday Decorations	1,200	2,200	2,200
City Promotional Items	1,000	1,000	1,000
Frames/Commendations	1,000	1,000	1,000
Mayor's Prayer Breakfast Supplies	-	1,000	1,000
Street Flags	900	900	900
Holiday Décor Awards	600	600	600
Award Application Fees	500	500	500
Coffee/Sugar/Cream	500	500	500
Conference Room Supplies	500	500	500
Office Supplies	500	500	500
Tile Plaques	500	500	500
A/V Supplies	300	300	300
	$ 10,500	$ 12,500	$ 12,500

Acct #4100	FY 2013-14	FY 2014-15	FY 2015-16
Chamber Directory/Map	$ 4,000	$ 4,000	$ 4,000
Public Outreach	2,000	2,000	2,000
Advertising - Miscellaneous	1,500	1,500	1,500
	$ 7,500	$ 7,500	$ 7,500

Acct #4220	FY 2013-14	FY 2014-15	FY 2015-16
League of California Cities	$ 6,500	$ 6,500	$ 6,500
California Contract Cities Association	2,800	2,800	2,800
Gateway Cities Association	-	14,400	14,400
National League of Cities	1,500	1,500	1,500
League of California Cities - L.A. County Division	1,300	1,300	1,300
Independent Cities Association	800	800	800
Music Licensing - BMI	600	600	600
Music Licensing - ASCAP	400	400	400
California Assoc. of Public Information Officers	200	200	200
Southern California Assoc. of Governments **(transfer from 2100)**	-	1,700	1,700
SCAN NATOA	200	200	200
	$ 14,300	$ 30,400	$ 30,400

Community Promotion (4600) - Account Number Detail continued

Acct #4400	FY 2013-14	FY 2014-15	FY 2015-16
Ballot Measure Informational Outreach	$ 25,000	$ -	$ -
Quarterly Activities Brochure Printing	14,000	14,000	14,000
Quarterly Activities Brochure Design	14,000	14,000	14,000
Newsletter Printing	10,000	10,000	10,000
Art Services - Newsletter	10,000	10,000	10,000
Postage - Newsletter	8,300	8,300	8,300
Public Meetings & Events	6,000	6,000	6,000
Citizen of the Year Luncheon	4,000	4,000	4,000
Mayor's Prayer Breakfast	-	4,000	4,000
Photography	4,000	4,000	4,000
Printing - Miscellaneous	3,000	3,000	3,000
Professional Services - Miscellaneous	2,000	2,000	2,000
Postage	2,000	2,000	2,000
Signs/Posters/Art	1,500	1,500	1,500
Equipment Rental	1,000	1,000	1,000
Dry Cleaning Services (Table Cloths & Linen)	300	300	300
	$ 105,100	$ 84,100	$ 84,100

Acct #6100	FY 2013-14	FY 2014-15	FY 2015-16
Youth Citizenship Awards	$ 4,500	$ 4,500	$ 4,500
Chamber Destiny Dinner Sponsorship	-	1,500	1,500
Chamber Golf Sponsorship	-	2,500	2,500
Memorial Scholarship - Mora	2,000	2,000	2,000
Memorial Scholarship - Sandoval	2,000	2,000	2,000
Memorial Scholarship - Sharp	2,000	2,000	2,000
	$ 10,500	$ 14,500	$ 14,500

Finance and Administrative Services

The Finance and Administrative Services Department coordinates the day-to-day financial transactions of the City and is responsible for all accounting, cashiering, financial planning and reporting, investment, purchasing, warehousing, risk management, and information technology activities of the City. The department administers various internal operations such as budgeting and overhead recovery. The department also processes the City's business licenses, all daily incoming and outgoing mail, and performs the City Hall receptionist function.

Below is a chart showing the department's activities. More detailed information is available on the following pages:

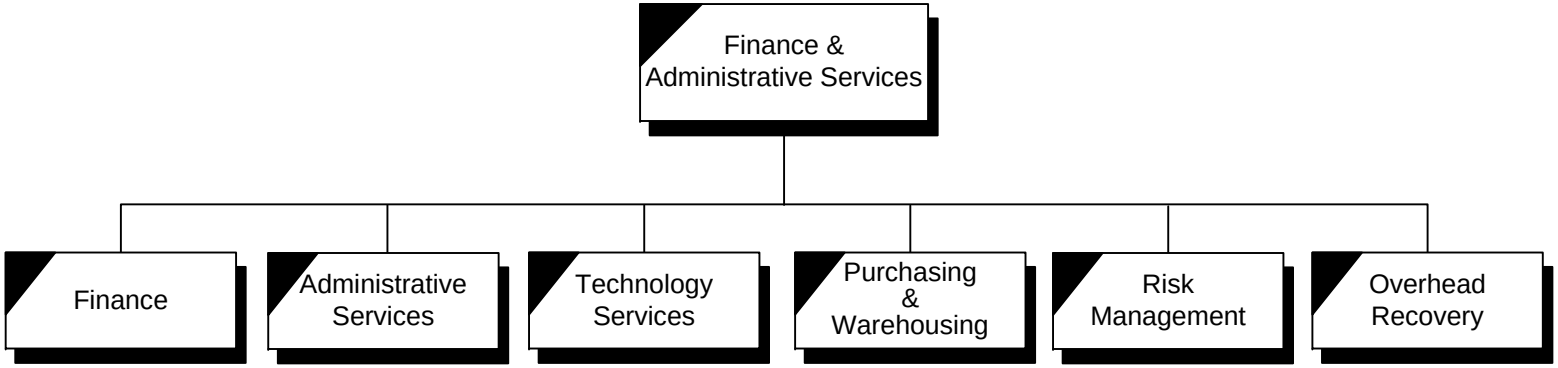

Finance and Administrative Services

FY 2014-15 & FY 2015-16

Position Summary

Full-Time Positions	Original FY 2013-14	Revised FY 2013-14	Change + or (-)	Approved FY 2014-15	Change + or (-)	Approved FY 2015-16	Change + or (-)
Account Clerk II	2	2	-	2	-	2	-
Account Clerk III	2	2	-	2	-	2	-
Accountant	2	2	-	2	-	2	-
Administrative Clerk II	1	1	-	1	-	1	-
Assistant Director of Finance & Administrative Services	1	1	-	1	-	1	-
Computer Specialist III	2	2	-	2	-	2	-
Director of Finance & Admin. Services / Assistant City Manager	1	1	-	1	-	1	-
Director of Purchasing Services	1	1	-	1	-	1	-
Director of Technology Services	1	1	-	1	-	1	-
Management Assistant I *	0.20	0.20	-	0.20	-	0.20	-
Program Assistant *	0.65	0.65	-	0.65	-	0.65	-
Total Number of Full-Time Positions	13.85	13.85	-	13.85	-	13.85	-
Part-Time Benefitted Positions							
None							
Part-Time Non-Benefitted Hours							
Total Number of Hours	9,780	9,780	-	11,940	2,160	11,940	-

* Positions are shared with General Government Department

Finance and Administrative Services

FY 2014-15 & FY 2015-16 Approved Budget

Department Summary

Activity Number	Activity Name	Actual FY 2012-13	Mid-Year Budget FY 2013-14	Final Estimate FY 2013-14	Council Approved FY 2014-15	Council Approved FY 2015-16
2300	Finance	$ 1,199,940	$ 1,228,500	$ 1,559,600	$ 1,355,700	$ 1,400,500
2610	Administrative Services	271,678	278,100	280,000	210,100	214,300
2620	Technology Services	648,828	677,600	663,600	750,200	748,300
2640	Purchasing & Warehousing	230,428	253,200	251,400	272,100	282,200
2650	Risk Management	634,529	855,000	828,100	827,900	832,500
2800	Overhead Recovery	(2,344,945)	(2,588,900)	(2,586,100)	(2,639,400)	(2,783,600)
Department Totals		$ 640,457	$ 703,500	$ 996,600	$ 776,600	$ 694,200

Finance (2300)

The Finance activity is responsible for all accounting, cashiering, financial planning, and investment activities of the City. It accounts for all financial transactions of the City, Successor Agency, Water Utility Authority, Public Finance Authority, manages the City's investment portfolio, and oversees all debt and bond issues. The activity is also responsible for projecting and monitoring revenues, projecting long-term financial conditions, coordinating annual audits by various agencies, and preparing the City's budget and Comprehensive Annual Financial Report (CAFR).

With day-to-day financial transactions, this activity is responsible for accounts payable, accounts receivable, payroll and other finance subsystems. Each year, this activity provides accounting for over $80 million in revenues and expenditures, preparing over 100 reports to various state and federal agencies. In addition, the activity also coordinates inventory management for the City's general fixed assets.

Activity Summary

		Final Est. FY 2013-14	Council Approved FY 2014-15	Council Approved FY 2015-16
Salaries and Benefits	$	917,200	988,200	1,023,000
Maintenance and Operations		805,400	534,500	544,500
Applied Revenues		(163,000)	(167,000)	(167,000)
Activity Total	$	1,559,600	1,355,700	1,400,500

Fiscal Year Comparisons

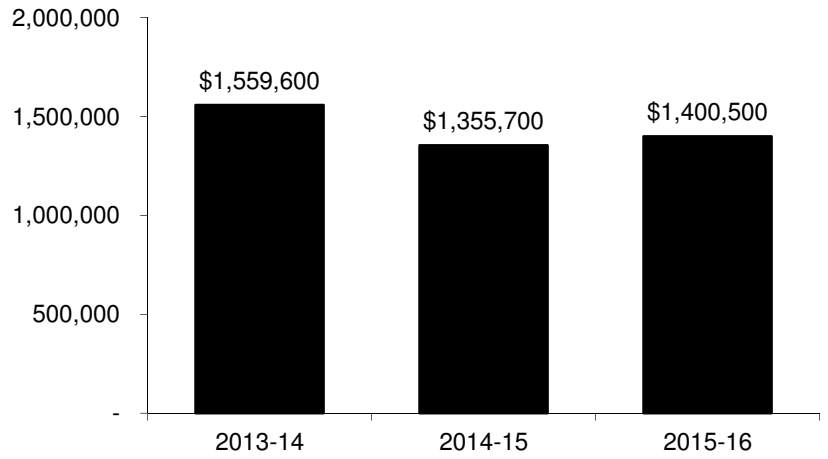

Finance (2300)

Activity Detail

Acct No.	Description	Actual FY 2012-13	Mid-Year Budget FY 2013-14	Final Estimate FY 2013-14	Council Approved FY 2014-15	Council Approved FY 2015-16	
111B	CM - Regular Salaries	$ -	$ 10,600	$ 10,600	$ 10,800	$ 10,800	
111D	FA - Regular Salaries	374,769	371,300	395,300	379,000	379,000	
114D	FA - OT Pay	19,199	20,000	20,000	20,000	20,000	
114R	FA - PT OT Pay	143	-	-	-	-	
115R	FA - PT Salaries	22,614	28,400	28,400	40,200	41,700	
115U	CS Rec - PT Salaries	5,427	-	-	-	-	
119B	CM - Applied Benefits	-	13,600	13,600	15,900	16,800	
119D	FA - Applied Benefits	444,101	447,800	447,800	517,600	549,700	
119R	FA - PT Applied Benefits	961	1,500	1,500	4,700	5,000	
119U	CS Rec - PT Applied Benefits	409	-	-	-	-	
	Total Salaries and Benefits	867,624	893,200	917,200	988,200	1,023,000	
2200	Supplies	17,556	15,500	15,500	15,500	15,500	
3400	Telephone	704	900	900	900	900	
4210	Travel and Meetings	3,769	4,000	4,000	4,000	4,000	
4220	Memberships	3,274	1,500	1,500	1,500	1,500	
4250	Training	2,308	4,500	4,500	4,500	4,500	
4400	Contractual Services	220,853	203,000	485,000	209,200	209,200	*
4900	Intergovernmental Charges	259,453	268,900	294,000	298,900	308,900	*
	Total Maintenance and Operations	507,916	498,300	805,400	534,500	544,500	
BH00	Miscellaneous Fees	(175,600)	(163,000)	(163,000)	(167,000)	(167,000)	*
	Total Applied Revenues	(175,600)	(163,000)	(163,000)	(167,000)	(167,000)	
	- Activity Total -	$ 1,199,940	$ 1,228,500	$ 1,559,600	$ 1,355,700	$ 1,400,500	

* Additional detail on following page(s)

Finance (2300) - Account Number Detail

Acct #4400	FY 2013-14	FY 2014-15	FY 2015-16
Sales Tax Audit Commission	$ 100,000	$ 102,000	$ 102,000
Project Management	25,000	25,000	25,000
UUT Monitoring Services	15,000	15,000	15,000
UUT Legal Services	15,000	15,000	15,000
Banking Services	12,000	12,000	12,000
Actuarial Services	7,500	7,500	7,500
Cost Recovery Services	7,500	7,500	7,500
Sales Tax Information Service	7,500	7,500	7,500
Tax/Accounting Services	5,000	9,000	9,000
Equipment Maintenance	4,500	4,500	4,500
Document Destruction	3,000	3,000	3,000
Printing - CAFR and Budget	1,000	1,200	1,200
	$ 203,000	$ 209,200	$ 209,200

Acct #4900	FY 2013-14	FY 2014-15	FY 2015-16
Sales Tax Administration	$ 235,000	$ 265,000	$ 275,000
Property Tax Administration	30,000	30,000	30,000
LA County Assessment Service	3,600	3,600	3,600
Filing Fees/Audit Confirms	300	300	300
	$ 268,900	$ 298,900	$ 308,900

Acct #BH00	FY 2013-14	FY 2014-15	FY 2015-16
BOTC Processing Fee	$ (124,000)	$ (126,000)	$ (126,000)
Refuse Collection Charge	(36,000)	(38,000)	(38,000)
Returned Check Processing Fee	(3,000)	(3,000)	(3,000)
	$ (163,000)	$ (167,000)	$ (167,000)

Administrative Services (2610)

The Administrative Services activity oversees some of the City's organization-wide operations, providing technical assistance and management support to all City departments.

Specifically, the activity includes the City receptionist, and the administration of the City's central telephone and mail function operations.

The City Receptionist directs both walk-in and telephone inquiries to appropriate City staff or departments who can assist with their requests. This position also processes and distributes both incoming and outgoing mail using manual and automated equipment.

The activity maintains the City's voice network which includes phone switches and a voice mail systems. It manages the maintenance agreement with Verizon to repair problems on the network.

Activity Summary

		Final Est. FY 2013-14	Council Approved FY 2014-15	Council Approved FY 2015-16
Salaries and Benefits	$	129,800	69,300	71,400
Maintenance and Operations		151,500	142,000	144,100
Applied Revenues		(1,300)	(1,200)	(1,200)
Activity Total	$	280,000	210,100	214,300

Fiscal Year Comparisons

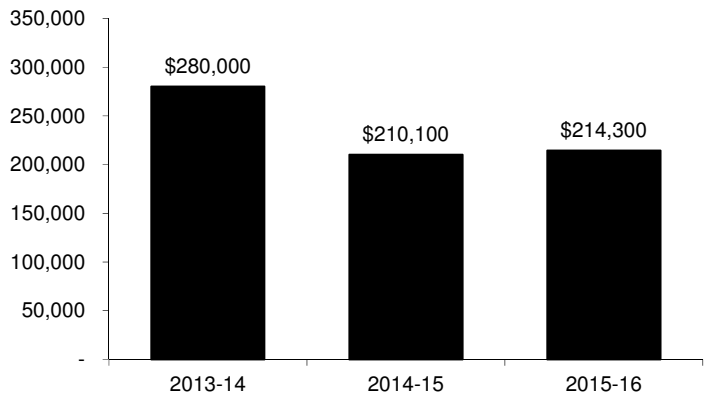

Administrative Services (2610)

Activity Detail

Acct No.	Description	Actual FY 2012-13	Mid-Year Budget FY 2013-14	Final Estimate FY 2013-14	Council Approved FY 2014-15	Council Approved FY 2015-16
111B	CM - Regular Salaries	$ 25,204	$ 25,400	$ 26,900	$ -	$ -
111D	FA - Regular Salaries	16,301	16,500	18,200	16,800	16,800
114R	FA - PT OT Pay	262	-	-	-	-
115R	FA - PT Salaries	24,890	28,700	26,700	27,600	28,200
115U	CS Rec - PT Salaries	558	-	-	-	-
119B	CM - Applied Benefits	37,343	32,600	34,600	-	-
119D	FA - Applied Benefits	19,331	19,900	22,000	23,000	24,400
119R	FA - PT Applied Benefits	1,058	1,500	1,400	1,900	2,000
119U	CS Rec - PT Applied Benefits	31	-	-	-	-
	Total Salaries and Benefits	124,979	124,600	129,800	69,300	71,400
2200	Supplies	2,639	3,000	5,000	5,000	5,000
3400	Telephone	46,245	50,000	46,500	48,000	48,000
4400	Contractual Services	66,619	101,700	100,000	89,000	91,100 *
7300	Furniture/Equipment	33,259	-	-	-	-
	Total Maintenance and Operations	148,762	154,700	151,500	142,000	144,100
AG00	Regulatory Permits	(1,770)	(1,000)	(1,000)	(1,000)	(1,000)
BH00	Miscellaneous Fees	(293)	(200)	(300)	(200)	(200)
	Total Applied Revenues	(2,063)	(1,200)	(1,300)	(1,200)	(1,200)
	- Activity Total -	$ 271,678	$ 278,100	$ 280,000	$ 210,100	$ 214,300

* Additional detail on following page(s)

Administrative Services (2610) - Account Number Detail

Acct #4400	FY 2013-14	FY 2014-15	FY 2015-16
Telephone - Software Upgrades	$ 25,000	$ 25,000	$ 25,000
Telephone - Maintenance	20,000	20,000	22,000
Telephone - Move/Add/Change Orders	5,000	5,000	5,000
Telephone - "On Hold" Recorded Messages	1,800	1,800	1,800
Telephony Manager Support (Avotus)	1,200	1,200	1,200
Telephone - Fax Maintenance	200	-	-
Telephone - Avaya Nortel Support	600	600	600
Postage	40,000	30,000	30,000
Postage Machine Maintenance	2,700	600	600
Postage Due Account	2,000	2,000	2,000
Annual Cost of P.O. Box	1,200	1,400	1,500
Postage Meter Rental	1,100	800	800
Perforator Maintenance	400	400	400
Postage Permits	200	200	200
Postage Scale Service	300	-	-
	$ 101,700	$ 89,000	$ 91,100

Technology Services (2620)

The Technology Services activity oversees the City's overall computer systems. This includes network systems, electronic security, web site, document imaging, audio/visual, an array of data connections and the City's Enterprise Resource Planning applications. Technology Services is also responsible for ensuring the integrity of the hardware, security on the network and the safety of the City's electronic records.

The activity oversees the Citywide standardized PC hardware and applications. This fiscal year there are plans in place to upgrade the city's network hardware infrastructure.

One of the core functions of Technology Services is to program and maintain the City's customized Enterprise Resource Planning applications such as: payroll, general ledger, water utility billing, child care billing, fixed assets, business license, and accounts payable & receivable systems. City Hall houses the City's email system, web site, file and print servers, and the mini-computer system that runs the Enterprise Resource Planning applications.

The activity manages the data communication and fiber optic lines connecting the City's facilities. The City campus which consists of City Hall, Town Center Hall, Library, Clarke Estate and the Aquatic Center is connected by fiber optic connections. Later this fiscal year, technology staff will manage the rest of the City's remote sites utilizing fiber technology

Activity Summary

		Final Est. FY 2013-14	Council Approved FY 2014-15	Council Approved FY 2015-16
Salaries and Benefits	$	514,000	582,600	601,900
Maintenance and Operations		308,100	325,600	304,400
Applied Revenues		(158,500)	(158,000)	(158,000)
Activity Total	$	663,600	750,200	748,300

Fiscal Year Comparisons

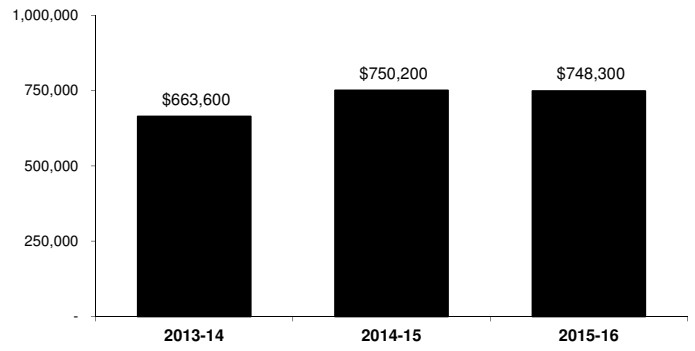

Technology Services (2620)

Activity Detail

Acct No.	Description	Actual FY 2012-13	Mid-Year Budget FY 2013-14	Final Estimate FY 2013-14	Council Approved FY 2014-15	Council Approved FY 2015-16	
111D	FA - Regular Salaries	$ 224,679	$ 229,000	$ 229,000	$ 228,100	$ 228,100	
114D	FA - OT Pay	286	2,000	2,000	2,000	2,000	
114V	CS Lib - PT OT Pay	144	-	200	-	-	
115R	FA - PT Salaries	-	-	-	34,500	34,500	
115V	CS Lib - PT Salaries	5,979	7,800	1,900	-	-	
116D	FA - Standby Pay	4,734	4,600	4,600	4,600	4,600	
119D	FA - Applied Benefits	266,372	276,200	276,200	311,600	330,900	
119R	FA - PT Applied Benefits	-	-	-	1,800	1,800	
119V	CS Lib - PT Applied Benefits	311	400	100	-	-	
	Total Salaries and Benefits	502,506	520,000	514,000	582,600	601,900	
2200	Supplies	23,428	15,000	15,000	15,000	15,000	
3400	Telephone	136,571	132,800	132,800	132,800	132,800	*
4210	Travel and Meetings	576	1,000	-	1,000	-	
4220	Memberships	240	500	700	700	700	
4250	Training	2,850	5,000	5,000	5,000	5,000	
4400	Contractual Services	132,102	151,700	145,000	161,500	141,300	*
9300	Equipment Usage	9,600	9,600	9,600	9,600	9,600	
	Total Maintenance and Operations	305,367	315,600	308,100	325,600	304,400	
BI00	Water Billing Charge	(158,000)	(158,000)	(158,000)	(158,000)	(158,000)	
GA00	Sale of Property	(1,045)	-	(500)	-	-	
	Total Applied Revenues	(159,045)	(158,000)	(158,500)	(158,000)	(158,000)	
	- Activity Total -	$ 648,828	$ 677,600	$ 663,600	$ 750,200	$ 748,300	

* Additional detail on following page(s)

Technology Services (2620) - Account Number Detail

Acct #3400	FY 2013-14	FY 2014-15	FY 2015-16
Data Circuit Maintenance Contract	$ 90,300	$ 90,300	$ 90,300
Internet Circuit Maintenance Contract	34,000	34,000	34,000
Mobile Data Circuit Maintenance Contract	500	500	500
Miscellaneous	8,000	8,000	8,000
	$ 132,800	$ 132,800	$ 132,800

Acct #4400	FY 2013-14	FY 2014-15	FY 2015-16
Hardware Maintenance Contracts			
Uptime - N-Class - Finance & Payroll	$ 10,500	$ 10,500	$ 10,500
HP - RX5670 - Database Server	10,000	10,000	10,000
HP - Servers - Email, Domain Controllers, Database, Application	3,300	3,300	3,300
HP - Servers - Blade Chassis	-	1,800	-
HP - Servers - Blade Servers	-	5,300	200
HP - Tape Drives - Ultrium 960 External	300	300	300
HP - Tape Drives - MSL2024	-	1,600	-
HP - SAN - MSA2000	-	1,900	-
Ricoh Water Billing Printer	2,600	2,600	2,600
Software Maintenance Contracts			
MiniSoft - Terminal Emulation Software	1,300	1,300	1,300
MiniSoft - Data Connectivity Software	1,300	1,300	1,300
Adager - HP Database Utility	1,900	1,900	1,900
Superdex - HP Database Utility	3,100	3,100	3,100
Laserfiche - Document Management System	12,900	12,900	12,900
Sybase Powerbuilder Programming Software	2,100	2,100	2,100
Microsoft Technet - Software Developer Network	900	-	-
Internet/Intranet Maintenance Contracts			
Civica Website Annual Maintenance	5,100	5,100	5,100
Civica CRM Annual Maintenance	4,900	4,900	4,900
Mobile Application	1,000	1,000	1,000
Disaster Recovery Maintenance Contracts			
IronMountain Tape Backup	3,300	3,300	3,300
Symantec Backup Exec Annual Maintenance	2,000	2,000	2,000
CA Arcserve Backup Annual Maintenance	-	2,200	-
Geographical Information System Maintenance Contracts			
LARIAC - 2D/3D Photos Layers	-	-	7,500
TeleAtlas - Map Layer Subscription	4,500	4,500	4,500
ESRI - Arcserve	3,200	3,200	3,200
AMN - XY Maps	5,000	3,000	3,000
Consulting Services			
Programming	30,000	35,000	35,000
Network Engineer	11,500	5,000	5,000
Network Security Maintenance Contracts			
Symantec - Anti-Virus Subscription	19,300	-	-
Malware Bytes - Anti-Spam Subscription	1,900	2,000	2,000
Barracuda Spam Filter 300 - 3 yr Energize Update and Instant Replacement	3,000	-	-
Barracuda Web Filter - 3 yr Energize Update and Instant Replacement	-	2,800	2,300
Barracuda Email Archiver - 3 yr Energize Update and Instant Replacement	-	6,600	-
Palo Alto - Firewall Hardware Annual Subscription	2,800	8,000	-
Mobile Security Application Software	-	9,000	9,000
Miscellaneous Contracts	4,000	4,000	4,000
	$ 151,700	$ 161,500	$ 141,300

Purchasing & Warehousing (2640)

This activity is responsible for overseeing the acquisition of goods and storage of that merchandise. It manages the requisition process with all departments for the purchase of goods or services. It is also responsible for maintaining appropriate stock levels for goods used by most City staff at the central warehouse located at the Municipal Services Yard.

This activity will also provide for the funding of the equipment and services related to duplicating with the personnel component provided by each individual department.

In FY 2012-13, Duplicating (Activity #2630) was merged with the Purchasing & Warehousing activity. Items that were identified in Duplicating have been incorporated into this activity.

Activity Summary

		Final Est. FY 2013-14	Council Approved FY 2014-15	Council Approved FY 2015-16
Salaries and Benefits	$	210,700	228,700	237,200
Maintenance and Operations		40,700	43,400	45,000
Applied Revenues		-	-	-
Activity Total	$	251,400	272,100	282,200

Fiscal Year Comparisons

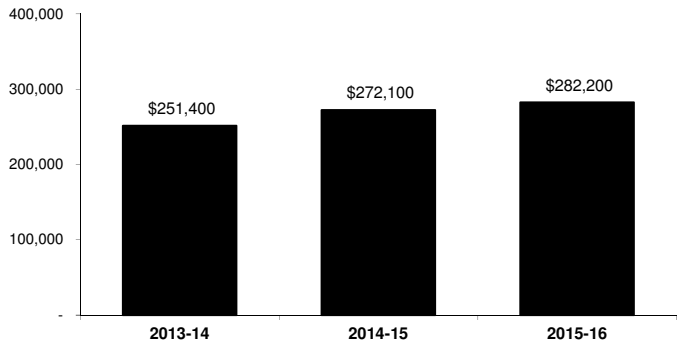

Purchasing & Warehousing (2640)

Activity Detail

Acct No.	Description	Actual FY 2012-13	Mid-Year Budget FY 2013-14	Final Estimate FY 2013-14	Council Approved FY 2014-15	Council Approved FY 2015-16	
111D	FA - Regular Salaries	$ 70,970	$ 85,600	$ 85,600	$ 87,300	$ 87,300	
114D	FA - PT Overtime pay	204	-	-	-	-	
115Q	PS - PT Salaries	455	-	200	-	-	
115R	FA - PT Salaries	15,324	19,900	17,100	17,500	18,200	
115T	PW - PT Salaries	-	-	400			
115U	CS Rec - PT Salaries	710	-	900	-	-	
115W	CS Fam - PT Salaries	1,288	-	1,000	-	-	
119D	FA - Applied Benefits	84,099	103,200	103,200	119,300	126,700	
119Q	PW Mtc - Applied Benefits	24	-	-	-	-	
119R	FA - PT Applied Benefits	651	1,000	900	4,600	5,000	
119T	PW - PT Applied Benefits	-	-	300	-	-	
119U	CS Rec - PT Applied Benefits	396	-	400	-	-	
119W	CS Fam - PT Applied Benefits	1,002	-	700	-	-	
	Total Salaries and Benefits	175,123	209,700	210,700	228,700	237,200	
2200	Supplies	25,702	10,000	10,300	11,000	12,000	
3100	Electricity	4,630	4,900	4,900	5,100	5,300	
3200	Natural Gas	536	500	600	600	600	
3300	Water	1,135	1,400	1,400	1,400	1,500	
4210	Travel & Meetings	179	-	-	-	-	
4220	Memberships	638	800	800	800	800	
4250	Training	-	500	200	500	500	
4400	Contractual Services	15,984	18,900	16,000	17,500	17,800	*
9300	Equipment Usage	6,500	6,500	6,500	6,500	6,500	
	Total Maintenance and Operations	55,304	43,500	40,700	43,400	45,000	
	- Activity Total -	$ 230,428	$ 253,200	$ 251,400	$ 272,100	$ 282,200	

* Additional detail on following page(s)

Purchasing/Warehousing (2640) - Account Number Detail

Acct #4400	FY 2013-14	FY 2014-15	FY 2015-16
High Speed Duplicator Lease	$ 10,000	$ 7,200	$ 7,200
High Speed Duplicator Maintenance Cost Per Copy	-	1,400	1,600
Small Copier Maintenance Cost Per Copy	1,500	800	800
Laminator Maintenance	2,500	2,600	2,700
Document Imaging	-	500	500
Fire Alarm Monitoring	1,200	1,300	1,300
Fire Alarm Testing	500	500	1,700
Security Mgmt System Software Support	1,000	1,000	1,000
MP 2000 Electrical Punch Maintenance	500	500	500
Miscellaneous Repairs	1,700	1,700	500
	$ 18,900	$ 17,500	$ 17,800

Risk Management (2650)

The Risk Management activity is responsible for the City's property and liability insurance programs. It includes monitoring internal and external activities that may affect the City's risk exposure.

Activity Summary

		Final Est. FY 2013-14	Council Approved FY 2014-15	Council Approved FY 2015-16
Salaries and Benefits	$	126,300	133,800	138,400
Maintenance and Operations		701,800	767,800	767,800
Applied Revenues		-	(73,700)	(73,700)
Activity Total	$	828,100	827,900	832,500

Fiscal Year Comparisons

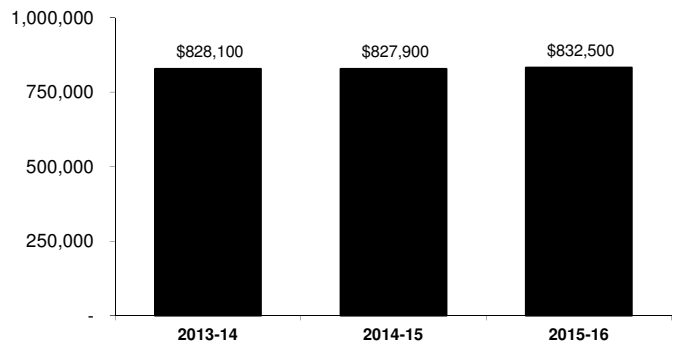

Risk Management (2650)

Activity Detail

Acct No.	Description	Actual FY 2012-13	Mid-Year Budget FY 2013-14	Final Estimate FY 2013-14	Council Approved FY 2014-15	Council Approved FY 2015-16	
111B	CM - Regular Salaries	$ 21,746	$ 20,700	$ 20,900	$ 21,100	$ 21,100	
111D	FA - Regular Salaries	20,685	27,600	28,600	28,200	28,200	
111E	PW Adm - Regular Salaries	5,193	4,900	5,400	5,500	5,500	
115S	PW Adm - PT Salaries	225	500	1,000	500	500	
119B	CM - Applied Benefits	32,236	26,600	26,800	31,100	32,800	
119D	FA - Applied Benefits	24,510	33,300	34,600	38,500	40,900	
119E	PW Adm - Applied Benefits	7,876	7,300	8,100	8,500	9,000	
119S	PW Adm - PT Applied Benefits	186	400	900	400	400	
119U	CS Rec - PT Applied Benefits	-	-	-	-	-	
	Total Salaries and Benefits	112,657	121,300	126,300	133,800	138,400	
4400	Contractual Services	7,268	37,500	12,500	12,500	12,500	*
4610	Crime Insurance/Bonds	5,553	5,600	5,600	5,600	5,600	
4620	Property Insurance	47,919	51,500	46,200	47,000	47,000	
4625	Earthquake Insurance	171,499	179,600	178,000	179,000	179,000	
4630	Liability Insurance	392,575	459,500	459,500	523,700	523,700	*
	Total Maintenance and Operations	624,814	733,700	701,800	767,800	767,800	
GX00	Rolling Retro Refund	(102,942)	-	-	-	-	
HX08	Transfer From Risk Management Fund	-	-	-	(73,700)	(73,700)	
	Total Applied Revenues	(102,942)	-	-	(73,700)	(73,700)	
	- Activity Total -	$ 634,529	$ 855,000	$ 828,100	$ 827,900	$ 832,500	

* Additional detail on following page(s)

Risk Management (2650) - Account Number Detail

Acct #4400	FY 2013-14	FY 2014-15	FY 2015-16
ADA Transition Plan (Transferred to CIP Fund)	$ 25,000	$ -	$ -
MSDS Safety Data	7,500	7,500	7,500
Safety Committee Contingency	5,000	5,000	5,000
	$ 37,500	$ 12,500	$ 12,500

Acct #4630	FY 2013-14	FY 2014-15	FY 2015-16
JPIA Contribution	$ 448,300	$ 512,500	$ 512,500
Environmental Insurance	10,300	10,300	10,300
Travel and Accident Insurance	900	900	900
	$ 459,500	$ 523,700	$ 523,700

Overhead Recovery (2800)

The Overhead Recovery activity formally illustrates and recoups for the City's General Fund the operating costs incurred by the City on behalf of the Water Utility Fund, Waste Management services, the Successor Agency, Capital Improvement Projects, and other activities.

Activity Summary

		Final Est. FY 2013-14	Council Approved FY 2014-15	Council Approved FY 2015-16
Salaries and Benefits	$	-	-	-
Maintenance and Operations		-	-	-
Applied Revenues		(2,586,100)	(2,639,400)	(2,783,600)
Activity Total	$	(2,586,100)	(2,639,400)	(2,783,600)

Fiscal Year Comparisons

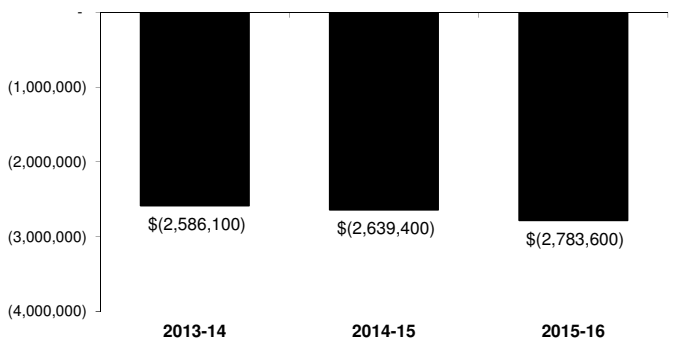

Overhead Recovery (2800)

Activity Detail

Acct No.	Description	Actual FY 2012-13	Mid-Year Budget FY 2013-14	Final Estimate FY 2013-14	Council Approved FY 2014-15	Council Approved FY 2015-16	
9100	Overhead	$ (2,344,945)	$ (2,588,900)	$ (2,586,100)	$ (2,639,400)	$ (2,783,600)	*
	- Activity Total -	$ (2,344,945)	$ (2,588,900)	$ (2,586,100)	$ (2,639,400)	$ (2,783,600)	

* Additional detail on following page(s)

Overhead Recovery (2800) - Account Number Detail

Acct #9100	FY 2013-14	FY 2014-15	FY 2015-16
Water Utility	$ 1,099,900	$ 1,199,500	$ 1,244,700
Other (3260,4340,5500)	1,075,700	1,117,200	1,207,900
Waste Management	147,600	177,100	184,600
Capital Improvement Projects (CIPs)	168,700	50,000	50,000
Successor Agency	97,000	95,600	96,400
	$ 2,588,900	$ 2,639,400	$ 2,783,600

Police Services

The Department of Police Services provides residents and businesses of Santa Fe Springs with services for the protection of life and property. It includes coordination, liaison, and monitoring of services provided by the City of Whittier Police Department, Los Angeles County Probation Department, Los Angeles County District Attorney's Office, City Prosecutor and the Southeast Area Animal Control Authority. These organizations provide general law enforcement services and animal control. Supplemental law enforcement services are provided through the City's Public Safety Officer (PSO) Program, and operation of the City's Police Services Center.

Police Services is also responsible for the enforcement of local parking controls, code enforcement, administration of the City's regulatory permits for live entertainment, recycling businesses, taxicabs, secondhand dealers, and the sale of alcohol. The Family and Youth Intervention Program (FYIP) is also a service to the community through the Department of Police Services.

The Department of Police Services and the City's Department of Fire-Rescue administer the City's Civil Defense/Emergency Plan and provide on-going training to emergency personnel, staff and volunteers. Below is a chart showing the department's activities. More detailed information is available on the following pages:

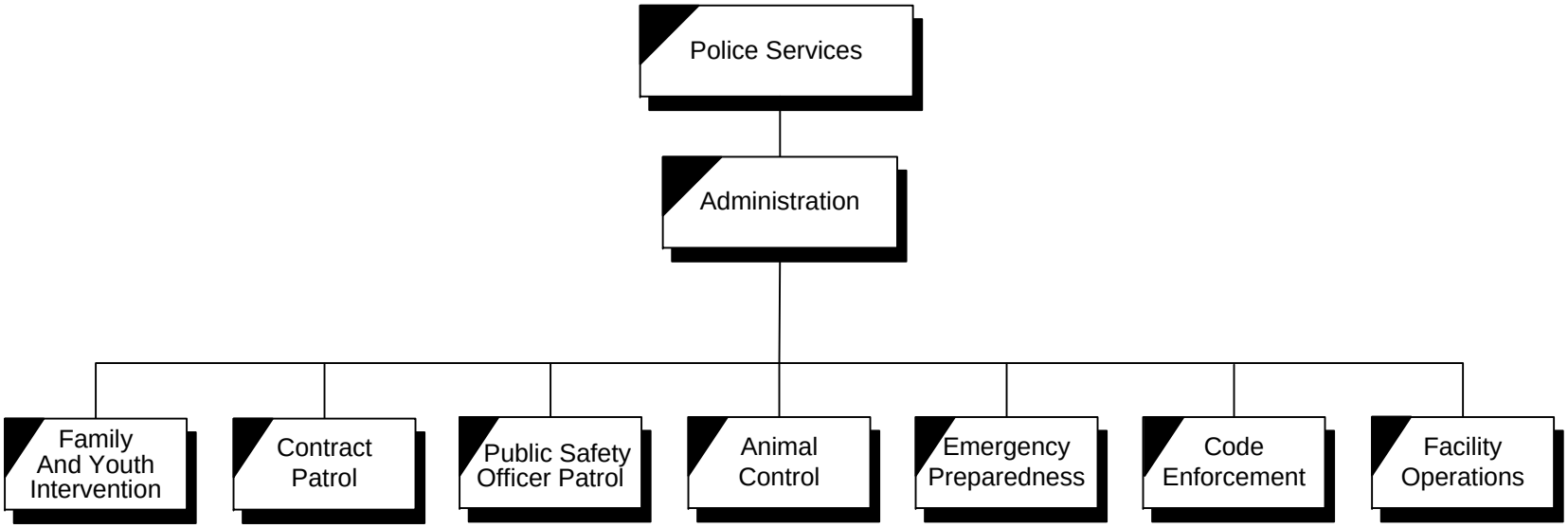

Police Services

FY 2014-15 & FY 2015-16

Position Summary

Full-Time Positions	Original FY 2013-14	Revised FY 2013-14	Change + or (-)	Approved FY 2014-15	Change + or (-)	Approved FY 2015-16	Change + or (-)
Administrative Clerk II	1	1	-	1	-	1	-
Code Enforcement Inspector I	1	1	-	1	-	1	-
Director of Police Services	1	1	-	1	-	1	-
Management Assistant I	1	1	-	1	-	1	-
Program Coordinator - Intervention	2	2	-	1	(1)	1	-
Public Safety Officer - Field	4	4	-	4	-	4	-
Lead Public Safety Officer (LPSO)	1	1	-	1	-	1	-
Youth Intervention Case Worker	1	1	-	1	-	1	-
Youth Intervention Program Supervisor	-	-	-	1	-	1	-
Total Number of Full-Time Positions	12	12	-	12	(1)	12	-
Part-Time Benefitted Positions							
None.	-	-	-	-	-	-	-
Total Number of Part-Time Benefitted Positions	-	-	-	-	-	-	-
Part-Time Non-Benefitted Hours							
Total Number of Hours	11,960	16,380	4,420	16,380	-	16,380	-

Police Services

FY 2014-15 & FY 2015-16 Approved Budget

Department Summary

Activity Number	Activity Name	Actual FY 2012-13	Mid-Year Budget FY 2013-14	Final Estimate FY 2013-14	Council Approved FY 2014-15	Council Approved FY 2015-16
3110	Police Administration	$ 450,898	$ 431,300	$ 416,600	$ 498,100	$ 516,200
3120	Family and Youth Intervention Program	309,197	385,400	377,700	419,800	438,800
3130	Contract Patrol	7,251,371	7,484,500	7,481,400	7,605,300	7,726,800
3135	Public Safety Officer Patrol	425,410	539,400	526,700	589,800	612,500
3150	Animal Control	41,666	55,600	52,500	49,400	51,400
3180	Emergency Preparedness	57,016	103,400	69,100	161,700	165,500
3185	Code Enforcement	155,515	157,300	160,500	173,200	177,800
3190	Facility Operations	215,220	180,600	209,500	167,700	170,000
Department Total		$ 8,906,293	$ 9,337,500	$ 9,294,000	$ 9,665,000	$ 9,859,000

Police Administration (3110)

The Police Administration activity funds a large portion of two (2) full-time positions responsible for supervising the day-to-day operation of the department and one (1) full time and one part-time clerical position.

This activity also funds general office supplies, employee training, office equipment maintenance and contractual services for the Department of Police Service.

One of the primary functions of the Police Administration activity is to regulate and monitor the City's Regulatory Permit function which includes the sale of alcohol, adult businesses, towing services, carnivals, entertainment uses, taxi cabs, recycling dealers, pawn brokers, and solicitors. These types of use activities tend to require added calls for service.

Activity Summary

		Final Est. FY 2013-14	Council Approved FY 2014-15	Council Approved FY 2015-16
Salaries and Benefits	$	384,700	448,800	464,800
Maintenance and Operations		79,300	77,900	77,900
Applied Revenues		(47,400)	(28,600)	(26,500)
Activity Total	$	416,600	498,100	516,200

Fiscal Year Comparisons

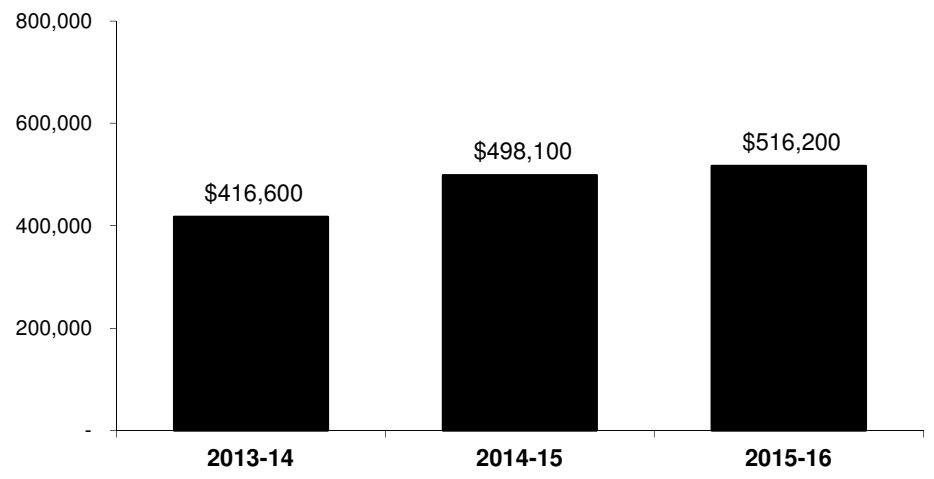

Police Administration (3110)

Activity Detail

Acct No.	Description	Actual FY 2012-13	Mid-Year Budget FY 2013-14	Final Estimate FY 2013-14	Council Approved FY 2014-15	Council Approved FY 2015-16	
111C	PS Adm - Regular Salaries	$ 171,178	$ 170,400	$ 170,400	$ 179,600	$ 180,100	
114C	PS Adm - OT Pay	2,019	-	-	-	-	
115Q	PS Adm - PT Salaries	11,494	21,800	21,800	30,700	32,400	
119C	PS Adm - Applied Benefits	200,442	191,400	191,400	233,000	246,300	
119Q	PS Adm - PT Applied Benefits	477	1,100	1,100	5,500	6,000	
	Total Salaries and Benefits	385,610	384,700	384,700	448,800	464,800	
2200	Supplies	18,026	17,500	17,500	17,500	17,500	*
3400	Telephone	20,338	20,000	24,000	22,600	22,600	
4210	Travel and Meetings	75	-	-	-	-	
4220	Memberships	-	1,000	500	500	500	
4250	Training	430	1,000	1,000	1,000	1,000	
4400	Contractual Services	16,141	16,100	16,100	16,100	16,100	*
6100	Contributions	34,830	5,200	5,200	5,200	5,200	*
9300	Equipment Usage	15,000	15,000	15,000	15,000	15,000	
	Total Maintenance and Operations	104,840	75,800	79,300	77,900	77,900	
AG00	Regulatory Permits	(28,342)	(17,700)	(35,000)	(17,800)	(15,700)	
AZ00	Entertainment Services Fees	(6,324)	(6,700)	(8,400)	(6,800)	(6,800)	
BH00	Miscellaneous Fees	(4,886)	(4,800)	(4,000)	(4,000)	(4,000)	
	Total Applied Revenues	(39,552)	(29,200)	(47,400)	(28,600)	(26,500)	
	- Activity Total -	$ 450,898	$ 431,300	$ 416,600	$ 498,100	$ 516,200	

* Additional detail on following page(s)

Police Administration (3110) - Account Number Detail

Acct #2200	FY 2013-14	FY 2014-15	FY 2015-16
Office/Administration Supplies	$ 11,000	$ 14,500	$ 14,500
Computer Equipment	3,500	-	-
Miscellaneous Safety Equipment	3,000	3,000	3,000
	$ 17,500	$ 17,500	$ 17,500

Acct #4400	FY 2013-14	FY 2014-15	FY 2015-16
Copier Lease	$ 8,100	$ 8,100	$ 8,100
Vehicle Cleaning	3,000	3,000	3,000
Copier/Fax Maintenance	2,000	2,000	2,000
Document Maintenance	2,000	2,000	2,000
Printing	1,000	1,000	1,000
	$ 16,100	$ 16,100	$ 16,100

Acct #6100	FY 2013-14	FY 2014-15	FY 2015-16
Miscellaneous Contributions	$ 5,200	$ 5,200	$ 5,200
	$ 5,200	$ 5,200	$ 5,200

FAMILY AND YOUTH INTERVENTION PROGRAM (3120)

The Family and Youth Intervention Program (FYIP) is a City of Santa Fe Springs service to the community through the Department of Police Services. Its mission is to positively engage youths, between the ages of seven and seventeen years old who are exhibiting "high-risk" behaviors, in a multidisciplinary intervention strategy that infuses the critical attributes or "assets" needed to thrive as young adults.

These assets are about positive values and identities, social competencies, and commitment to learning. Social attributes identify important roles that families, schools, congregations, neighborhoods, and youth organizations can play in promoting healthy development. The Family & Youth Intervention Program will assist young people to develop thoughtful and positive choices and, in turn, be better prepared for situations in life that challenge their decisions and choices.

This activity also coordinates outreach programs such as Red Ribbon Week for anti-drug awareness, Every 15 Minutes, which combats teen drinking and driving, and Diversity Summit educating and promoting competence among students through speakers, workshops, and cultural programs.Three full-time positions are funded through this account.

Activity Summary

		Final Est. FY 2013-14	Council Approved FY 2014-15	Council Approved FY 2015-16
Salaries and Benefits	$	336,500	378,600	397,600
Maintenance and Operations		57,700	57,700	57,700
Applied Revenues		(16,500)	(16,500)	(16,500)
Activity Total	$	377,700	419,800	438,800

Fiscal Year Comparisons

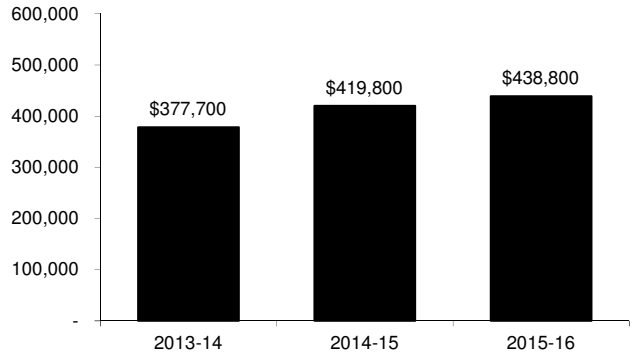

Family and Youth Intervention Program (3120)

Activity Detail

Acct No.	Description	Actual FY 2012-13	Mid-Year Budget FY 2013-14	Final Estimate FY 2013-14	Council Approved FY 2014-15	Council Approved FY 2015-16	
111C	PS Adm - Regular Salaries	$ 125,130	$ 158,500	$ 158,500	$ 164,800	$ 167,900	
115Q	PS Adm - PT Salaries	25	-	-	-	-	
119C	PS Adm - Applied Benefits	146,561	178,000	178,000	213,800	229,700	
119Q	PS Adm - PT Applied Benefits	1	-	-	-	-	
	Total Salaries and Benefits	271,718	336,500	336,500	378,600	397,600	
2200	Supplies	23,751	21,800	21,800	21,800	21,800	*
3400	Telephone	1,169	11,600	1,400	1,400	1,400	
4210	Travel and Meetings	-	500	500	500	500	
4220	Memberships	325	600	600	600	600	
4250	Training	1,500	3,000	3,000	3,000	3,000	
4400	Contractual Services	33,692	28,400	30,400	30,400	30,400	*
	Total Maintenance and Operations	60,437	65,900	57,700	57,700	57,700	
BH00	Miscellaneous Fees	(185)	(500)	-	-	-	
CE00	Contributions	(12,800)	(6,500)	(6,500)	(6,500)	(6,500)	
EA00	State Grants/Subventions	(9,973)	(10,000)	(10,000)	(10,000)	(10,000)	
	Total Applied Revenues	(22,958)	(17,000)	(16,500)	(16,500)	(16,500)	
	- Activity Total -	$ 309,197	$ 385,400	$ 377,700	$ 419,800	$ 438,800	

* Additional detail on following page(s)

Family and Youth Intervention Program (3120) - Account Number Detail

Acct #2200	FY 2013-14	FY 2014-15	FY 2015-16
Program Supplies	$ 3,100	$ 5,100	$ 5,100
Youth Community Service	2,500	1,500	1,500
Parent Education	4,000	4,000	4,000
Red Ribbon Week	2,000	3,000	3,000
Youth Education	4,200	4,200	4,200
Nutrition	1,500	1,500	1,500
Office Supplies	2,000	-	-
Diversity Program	1,000	1,000	1,000
Every 15 Minutes Supplies	1,000	1,000	1,000
Cesar Chavez Celebration	500	500	500
	$ 21,800	$ 21,800	$ 21,800

Acct #4400	FY 2013-14	FY 2014-15	FY 2015-16
Every 15 Minutes	$ 10,000	$ 12,000	$ 12,000
Diversity Program	6,000	6,000	6,000
Transportation (Museum of Tolerance)	5,000	5,000	5,000
Cesar Chavez Celebration	4,000	4,000	4,000
Red Ribbon Week	3,000	3,000	3,000
Service Track	400	400	400
	$ 28,400	$ 30,400	$ 30,400

Contract Patrol (3130)

The Contract Patrol activity funds the contract for police sworn and non-sworn personnel with the City of Whittier. This also includes a traffic officer. Patrol units, supplies, contractual services and equipment for the day-to-day operation of the patrol services are funded from this activity.

Activity Summary

		Final Est. FY 2013-14	Council Approved FY 2014-15	Council Approved FY 2015-16
Salaries and Benefits	$	-	-	-
Maintenance and Operations		7,832,400	7,961,300	8,082,800
Applied Revenues		(351,000)	(356,000)	(356,000)
Activity Total	$	7,481,400	7,605,300	7,726,800

Fiscal Year Comparisons

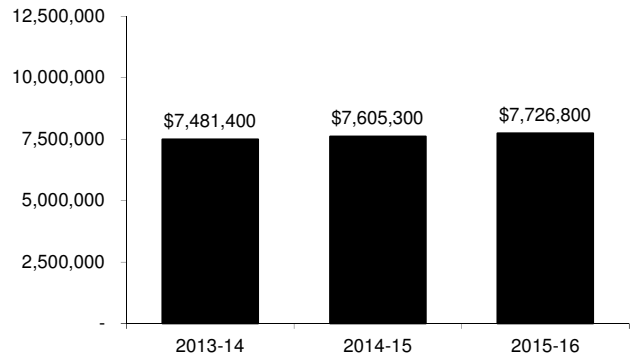

Contract Patrol (3130)

Activity Detail

Acct No.	Description	Actual FY 2012-13	Mid-Year Budget FY 2013-14	Final Estimate FY 2013-14	Council Approved FY 2014-15	Council Approved FY 2015-16	
2200	Supplies	$ 23,277	$ 28,000	$ 28,000	$ 27,500	$ 27,500	*
3400	Telephone	10,663	13,400	11,200	12,000	12,000	
4250	Training	195	-	-	-	-	
4400	Contractual Services	33,809	42,500	42,500	53,200	55,000	*
4900	Intergovernmental Charges	7,384,386	7,654,200	7,654,200	7,772,100	7,891,800	*
6100	Contributions	5,875	6,000	8,500	8,500	8,500	
8810	Principal	63,356	-	-	-	-	
8820	Interest	1,628	-	-	-	-	
9300	Equipment Usage	88,000	88,000	88,000	88,000	88,000	
	Total Maintenance and Operations	7,611,189	7,832,100	7,832,400	7,961,300	8,082,800	
BE00	Citation Processing Fee	(136)	-	-	-	-	
BH00	Miscellaneous/Alarm Response Fees	(164,157)	(170,000)	(160,000)	(160,000)	(160,000)	
BREG	Graffiti Restitution	(344)	-	-	-	-	
BRES	Restitution/Emergency Response	(3,804)	(4,000)	(4,000)	(4,000)	(4,000)	
DJ00	Dept. of Justice Grant	-	-	-	-	-	
FC00	Fines/Impounds	(16,875)	(15,600)	(20,000)	(20,000)	(20,000)	
GA00	Sale of Property	(12,265)	(8,000)	(5,000)	(5,000)	(5,000)	
HB00	Trans from Public Safety Augmentation Fund	(67,236)	(55,000)	(67,000)	(67,000)	(67,000)	
HJ00	Trans from Suppl Law Enf Svc Fund (COPS)	(95,000)	(95,000)	(95,000)	(100,000)	(100,000)	
	Total Applied Revenues	(359,818)	(347,600)	(351,000)	(356,000)	(356,000)	
	- Activity Total -	$ 7,251,371	$ 7,484,500	$ 7,481,400	$ 7,605,300	$ 7,726,800	

* Additional detail on following page(s)

Contract Patrol (3130) - Account Number Detail

Acct #2200	FY 2013-14	FY 2014-15	FY 2015-16
Vehicle Supplies	$ 13,500	$ 14,500	$ 14,500
Staging Supplies	11,000	12,000	12,000
New Decals	3,500	1,000	1,000
	$ 28,000	$ 27,500	$ 27,500

Acct #4400	FY 2013-14	FY 2014-15	FY 2015-16
Equipment Maintenance	$ 11,000	$ 11,000	$ 11,000
MDC Maintenance	8,700	8,400	8,400
Modem Maintenance	11,500	16,200	16,200
Dictaphone Machine	4,500	2,600	4,400
Copier Lease	2,400	2,400	2,400
Copier Service	2,400	600	600
Hazardous Waste Clean-up	2,000	12,000	12,000
	$ 42,500	$ 53,200	$ 55,000

Acct #4900	FY 2013-14	FY 2014-15	FY 2015-16
Sworn Personnel	$ 6,817,200	$ 6,915,400	$ 7,023,400
Non-Sworn Personnel	332,700	351,300	361,900
Contract Personnel - OT Operations	301,400	301,400	301,400
Contract Personnel - Traffic Officer	178,600	179,700	180,800
Contract Personnel - Discretionary	24,300	24,300	24,300
	$ 7,654,200	$ 7,772,100	$ 7,891,800

PSO Patrol (3135)

This account funds full-time and part-time Public Safety Officers who provide support for sworn law enforcement activities and security at all City facilities and City sponsored events. Public Safety Officers represent a large portion of the law enforcement service level and handle a significant amount of calls for service that range from crime, traffic, collission, and missing person reports, to parking enforcement and front counter customer service.

Equipment lease agreements and supplies for public safety personnel along with routine maintenance on equipment and supplies for Public Safety Officers are also funded by this activity.

This account also reflects funds generated from fines and parking citation fees.

Activity Summary

		Final Est. FY 2013-14	Council Approved FY 2014-15	Council Approved FY 2015-16
Salaries and Benefits	$	629,500	703,200	725,900
Maintenance and Operations		110,200	87,600	87,600
Applied Revenues		(213,000)	(201,000)	(201,000)
Activity Total	$	526,700	589,800	612,500

Fiscal Year Comparisons

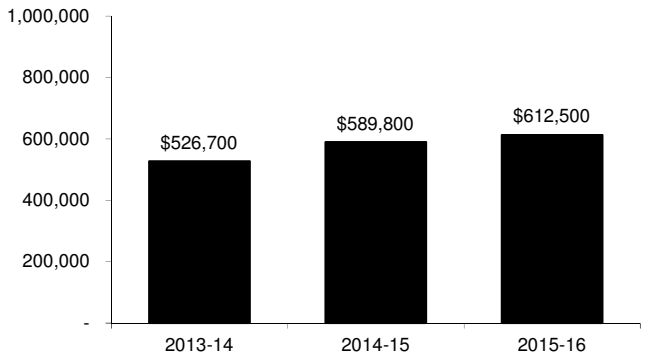

Public Safety Officer Patrol (3135)

Activity Detail

Acct No.	Description	Actual FY 2012-13	Mid-Year Budget FY 2013-14	Final Estimate FY 2013-14	Council Approved FY 2014-15	Council Approved FY 2015-16	
111C	PS Adm - Regular Salaries	$ 228,527	$ 236,000	$ 236,000	$ 219,200	$ 220,200	
114C	PS Adm - OT Pay	19,816	13,000	20,000	25,000	25,000	
114Q	PS Adm - PT OT Pay	641	-	900	-	-	
115Q	PS Adm - PT Salaries	37,207	145,700	102,000	166,100	170,700	
119C	PS Adm - Applied Benefits	267,577	265,100	265,100	284,300	301,100	
119Q	PS Adm - PT Applied Benefits	1,544	7,600	5,500	8,600	8,900	
	Total Salaries and Benefits	555,311	667,400	629,500	703,200	725,900	
2200	Supplies	10,546	24,500	24,500	28,800	28,800	*
3400	Telephone	1,512	-	-	-	-	
4250	Training	-	-	200			
4400	Contractual Services	18,210	28,700	51,500	24,800	24,800	*
4900	Intergovt Charges/Radio Frequency Lease	1,740	-	-	-	-	
9300	Equipment Usage	34,000	34,000	34,000	34,000	34,000	
	Total Maintenance and Operations	66,008	87,200	110,200	87,600	87,600	
BH00	Miscellaneous Fees	(7,288)	-	-	-	-	
BW00	Guard Fees	(15,648)	(10,200)	(16,000)	(16,000)	(16,000)	
FB00	Fines/Other	(167,973)	(200,000)	(185,000)	(185,000)	(185,000)	
HJ00	Trans From Suppl Law Enf Service Fund	(5,000)	(5,000)	(12,000)	-	-	
	Total Applied Revenues	(195,910)	(215,200)	(213,000)	(201,000)	(201,000)	
	- Activity Total -	$ 425,410	$ 539,400	$ 526,700	$ 589,800	$ 612,500	

* Additional detail on following page(s)

Public Safety Officer Patrol (3135) - Account Number Detail

Acct #2200	FY 2013-14	FY 2014-15	FY 2015-16
Parking Citations	$ 4,500	$ 4,500	$ 4,500
Uniforms	9,200	10,000	10,000
Vehicle Supplies	3,500	4,000	4,000
Batteries	1,500	4,500	4,500
Safety Vest	5,800	5,800	5,800
	$ 24,500	$ 28,800	$ 28,800

Acct #4400	FY 2013-14	FY 2014-15	FY 2015-16
Radio Frequency Lease	$ 10,500	$ 6,500	$ 6,500
Active Net	200	300	300
Radio Maintenance/Replacement	14,500	14,500	14,500
Vehicle Signage/Painting	3,500	3,500	3,500
	$ 28,700	$ 24,800	$ 24,800

Animal Control (3150)

This account funds a portion of a full-time Lead Public Safety officer who coordinates and administers the City's pet licensing in the community. This account also funds supplies and contractual service such as animal control services with the Southeast Area Animal Control Authority (SEAACA), including yearly canvassing and a rabies clinic.

Activity Summary

		Final Est. FY 2013-14	Council Approved FY 2014-15	Council Approved FY 2015-16
Salaries and Benefits	$	32,700	25,800	27,000
Maintenance and Operations		58,800	62,600	63,400
Applied Revenues		(39,000)	(39,000)	(39,000)
Activity Total	$	52,500	49,400	51,400

Fiscal Year Comparisons

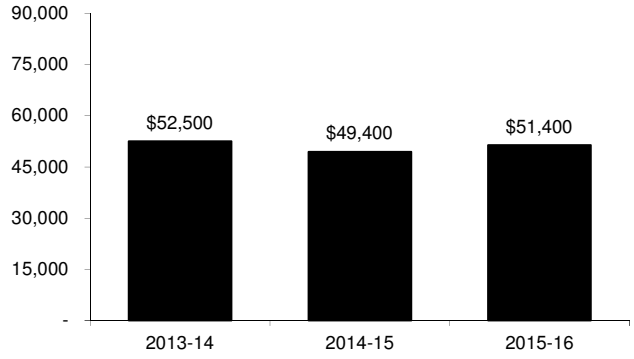

Animal Control (3150)

Activity Detail

Acct No.	Description	Actual FY 2012-13	Mid-Year Budget FY 2013-14	Final Estimate FY 2013-14	Council Approved FY 2014-15	Council Approved FY 2015-16
111C	PS Adm - Regular Salaries	$ 13,414	$ 15,400	$ 15,400	$ 11,200	$ 11,400
119C	PS Adm - Applied Benefits	15,722	17,300	17,300	14,600	15,600
	Total Salaries and Benefits	29,136	32,700	32,700	25,800	27,000
2200	Supplies	818	1,600	1,600	1,600	1,600
4900	Intergovernmental Charges - SEAACA	51,545	56,300	57,200	61,000	61,800
	Total Maintenance and Operations	52,363	57,900	58,800	62,600	63,400
AD00	Animal Licenses	(39,833)	(35,000)	(39,000)	(39,000)	(39,000)
	Total Applied Revenues	(39,833)	(35,000)	(39,000)	(39,000)	(39,000)
	- Activity Total -	$ 41,666	$ 55,600	$ 52,500	$ 49,400	$ 51,400

Emergency Preparedness (3180)

This activity funds a portion of a Lead Public Safety Officer that coordinates and administers the City's Residential Emergency Preparedness Programs. In addition, this account also provides funding for emergency supplies, emergency equipment and contractual services such as the Rapid Notify System (RNS).

Activity Summary

		Final Est. FY 2013-14	Council Approved FY 2014-15	Council Approved FY 2015-16
Salaries and Benefits	$	32,700	121,800	125,600
Maintenance and Operations		36,400	39,900	39,900
Applied Revenues		-	-	-
Activity Total	$	69,100	161,700	165,500

Fiscal Year Comparisons

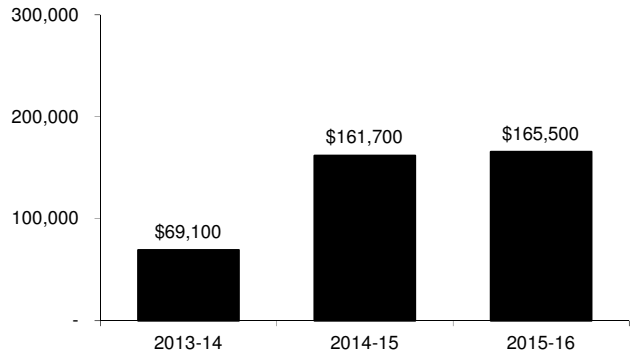

Emergency Preparedness (3180)

Activity Detail

Acct No.	Description	Actual FY 2012-13	Mid-Year Budget FY 2013-14	Final Estimate FY 2013-14	Council Approved FY 2014-15	Council Approved FY 2015-16	
111C	PS Adm - Regular Salaries	$ 14,798	$ 15,400	$ 15,400	$ 53,000	$ 53,000	
114F	PW Mtc - OT Pay	778		-	-	-	
119C	PS Adm - Applied Benefits	17,344	17,300	17,300	68,800	72,600	
	Total Salaries and Benefits	32,920	32,700	32,700	121,800	125,600	
2200	Supplies	10,052	12,500	12,500	16,500	16,500	*
3400	Telephone	281	300	500	-	-	
4400	Contractual Services	13,906	58,000	21,500	21,500	21,500	*
4900	Intergovernmental Charges	1,656	1,700	1,700	1,700	1,700	*
9300	Equipment Usage	200	200	200	200	200	
	Total Maintenance and Operations	26,095	72,700	36,400	39,900	39,900	
CE00	Contributions	(2,000)	(2,000)	-	-	-	
	Total Applied Revenues	(2,000)	(2,000)	-	-	-	
	- Activity Total -	$ 57,016	$ 103,400	$ 69,100	$ 161,700	$ 165,500	

* Additional detail on following page(s)

Emergency Preparedness (3180) - Account Number Detail

Acct #2200	FY 2013-14	FY 2014-15	FY 2015-16
SNT/BEPN Containers Supplies	$ 4,000	$ 8,000	$ 8,000
Public Safety Awareness Event	6,000	6,000	6,000
SNT/BEPN Promotional Materials	2,500	2,500	2,500
	$ 12,500	$ 16,500	$ 16,500

Acct #4400	FY 2013-14	FY 2014-15	FY 2015-16
Rapid Notify	11,500	11,500	11,500
Emergency Preparedness Plan Update	37,500	-	-
Public Safety Awareness Event	6,000	6,000	6,000
SNT/BEPN Containers Maintenance	1,500	3,000	3,000
Rapid Notify Update	1,000	1,000	1,000
Emergency Repairs	500	-	-
	$ 58,000	$ 21,500	$ 21,500

Acct #4900	FY 2013-14	FY 2014-15	FY 2015-16
Area E Dues	$ 1,700	$ 1,700	$ 1,700
	$ 1,700	$ 1,700	$ 1,700

Code Enforcement (3185)

Code Enforcement ensures that properties throughout the City are maintained in conformance with applicable zoning and property maintenance codes in order to preserve a safe and attractive living and working environment.

Typical issues handled by the Code Enforcement are:

* Property Maintenance and Zoning violations.
* Construction without a permit.
* Activities or land uses occurring without proper permits or city approvals.
* Illegal signs and banners.
* Inoperative vehicles.
* Concerns raised by the City's Beautification Committee.

Activity Summary

		Final Est. FY 2013-14	Council Approved FY 2014-15	Council Approved FY 2015-16
Salaries and Benefits	$	133,600	147,500	152,100
Maintenance and Operations		27,100	26,200	26,200
Applied Revenues		(200)	(500)	(500)
Activity Total	$	160,500	173,200	177,800

Fiscal Year Comparisons

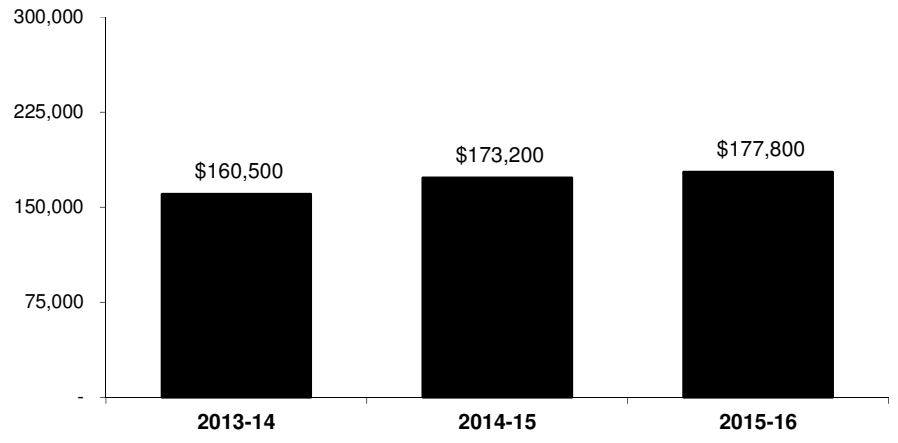

Code Enforcement (3185)

Activity Detail

Acct No.	Description	Actual FY 2012-13	Mid-Year Budget FY 2013-14	Final Estimate FY 2013-14	Council Approved FY 2014-15	Council Approved FY 2015-16
111C	PS - Regular Salaries	$ 61,767	$ 62,900	$ 62,900	$ 64,200	$ 64,200
119C	PS - Applied Benefits	72,329	70,700	70,700	83,300	87,900
	Total Salaries and Benefits	134,097	133,600	133,600	147,500	152,100
2200	Supplies	1,219	2,000	3,500	2,500	2,500
3400	Telephone	-	-	400	1,300	1,300
4220	Membership	-	-	-	200	200
4400	Contractual Services	-	3,000	3,000	2,000	2,000 *
9300	Equipment Usage	20,200	20,200	20,200	20,200	20,200
	Total Maintenance and Operations	21,419	25,200	27,100	26,200	26,200
FB00	Fines/Other	-	(1,500)	(200)	(500)	(500)
	Total Applied Revenues	-	(1,500)	(200)	(500)	(500)
	- Activity Total -	$ 155,515	$ 157,300	$ 160,500	$ 173,200	$ 177,800

* Additional detail on following page(s)

Code Enforcement (3185) - Account Number Detail

Acct #4400	FY 2013-14	FY 2014-15	FY 2015-16
Case Management Software	$ 3,000	$ 2,000	$ 2,000
	$ 3,000	$ 2,000	$ 2,000

Facility Operations (3190)

The Facility Operations activity funds two department facilities: the Police Services Center and the Police Staging Facility. All utilities for these facilities are funded by this activity which includes gas, water, and electricity. The department's contractual services such as landscape maintenance, janitorial services, equipment leases, alarm service, and other operational maintenance areas are also funded in this activity.

In addition, this activity also funds a portion of one (1) full-time employee.

Activity Summary

		Final Est. FY 2013-14	Council Approved FY 2014-15	Council Approved FY 2015-16
Salaries and Benefits	$	92,900	50,400	52,700
Maintenance and Operations		129,100	129,800	129,800
Applied Revenues		(12,500)	(12,500)	(12,500)
Activity Total	$	209,500	167,700	170,000

Fiscal Year Comparisons

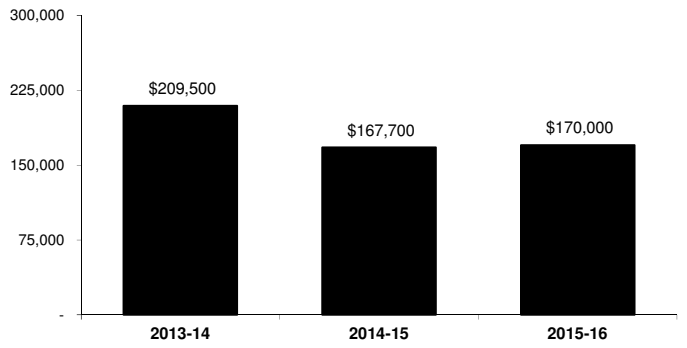

Facility Operations (3190)

Activity Detail

Acct No.	Description	Actual FY 2012-13	Mid-Year Budget FY 2013-14	Final Estimate FY 2013-14	Council Approved FY 2014-15	Council Approved FY 2015-16	
111C	PS Adm - Regular Salaries	$ 21,806	$ 25,100	$ 25,100	$ 11,200	$ 11,400	
111F	PW Mtc - Regular Salaries	18,743	9,900	16,400	10,200	10,300	
114C	PS Adm - OT Pay	918	-	-	-	-	
114F	PW Mtc - OT Pay	2,083	-	1,500	-	-	
119C	PS Adm - Applied Benefits	25,530	28,200	28,200	14,600	15,600	
119F	PW Mtc - Applied Benefits	24,116	13,100	21,700	14,400	15,400	
	Total Salaries and Benefits	93,197	76,300	92,900	50,400	52,700	
2200	Supplies	9,078	8,100	10,000	10,000	10,000	
3100	Electricity	17,832	19,400	18,700	19,400	19,400	
3200	Natual Gas	581	1,000	900	900	900	
3300	Water	2,847	3,400	3,200	3,200	3,200	
3400	Telephone	199	-	2,200	2,200	2,200	
4400	Contractual Services	100,044	80,300	87,000	87,000	87,000	*
9300	Equipment Usage	7,100	7,100	7,100	7,100	7,100	
	Total Maintenance and Operations	137,681	119,300	129,100	129,800	129,800	
BH00	Miscellaneous Fees	(15,657)	(15,000)	(12,500)	(12,500)	(12,500)	
	Total Applied Revenues	(15,657)	(15,000)	(12,500)	(12,500)	(12,500)	
	- Activity Total -	$ 215,220	$ 180,600	$ 209,500	$ 167,700	$ 170,000	

* Additional detail on following page(s)

Facility Operations (3190) - Account Number Detail

Acct #4400	FY 2013-14	FY 2014-15	FY 2015-16
Alarm Monitoring	$ 27,000	$ 31,000	$ 31,000
Janitorial Services	17,200	16,000	16,000
Landscape Services	17,000	17,000	17,000
Building Maintenance - Extraordinary	7,300	9,800	9,800
Laundry	3,100	3,100	3,100
Communication Services	2,200	2,400	2,400
Elevator Maintenance	1,800	1,800	1,800
Window Cleaning Services	1,800	2,700	2,700
Exterminator Service	1,700	2,000	2,000
Fire Sprinkler Test/Inspection	1,200	1,200	1,200
	$ 80,300	$ 87,000	$ 87,000

Fire Rescue

The Department of Fire-Rescue is entrusted with the responsibility of providing the community, its residential and business citizens and the many visitors that pass through our City on a daily basis with the highest level standard of care and emergency response in regards to the preservation of life, property and the environment. Historically, the City has been charged with the tasks of managing numerous naturally occurring and human-caused events such as earthquakes, flooding, residential and commercial structure fires, environmentally hazardous conditions, multi-casualty medical events and numerous other catastrophic occurrences. The Department of Fire Rescue also provides assistance to other local California cities in regards to brush fires, mud slides, hazardous materials response, urban search and rescue and other major emergencies as provided by the California Master Mutual Aid Agreement. The Department of Fire-Rescue is composed of a highly trained staff operating out of four (4) fire stations. They respond and are trained to the highest level in regards to emergency medical response, Hazardous Materials Type I Response including incidents involving acts of terrorism, Urban Search and Rescue Regional Task Force Response, structural and brush firefighting tactics, fire prevention and other skills related to emergency response. The Department manages a full service Certified Unified Program Agency (CUPA), Environmental Protection Division and Fire Prevention Division. The City is home of several of the top chemical distribution companies in the country as well as two of the most heavily traveled interstates, railroad routes and state highways. The Department of Fire-Rescue continues to invest in numerous training courses and exercises in order to maintain and increase the skills, knowledge and ability to effectively respond to the needs of the community during an emergency.

Below is a chart showing the department's activities. More detailed information is available on the following pages:

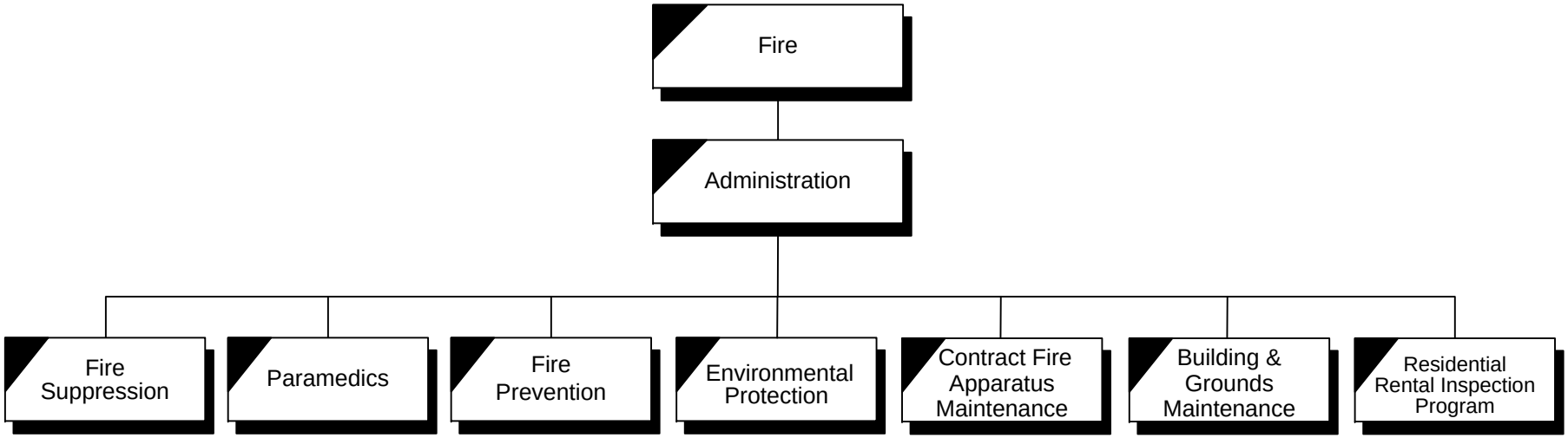

Fire - Rescue

FY 2014-15 & FY 2015-16

Position Summary

Full-Time Positions	Original FY 2013-14	Revised FY 2013-14	Change + or (-)	Approved FY 2014-15	Change + or (-)	Approved FY 2015-16	Change + or (-)
Administrative Clerk I	1	1	-	1	-	1	-
Administrative Clerk II	1	1		1	-	1	-
Deputy Director of Environmental Protection Services	1	1	-	1	-	1	-
Deputy Fire Marshall	1	1	-	1	-	1	-
Division Chief	3	3	-	3	-	3	-
Environmental Protection Clerk I	1	1	-	1	-	1	-
Environmental Protection Inspector I	2	2	-	2	-	1	(1)
Environmental Protection Inspector II	-	-	-	-	-	1	1
Environmental Protection Specialist/CPE	1	1	-	1	-	1	-
Environmental Protection Specialist	2	2	-	2	-	2	-
Fire Captain	12	12	-	12	-	12	-
Fire Chief	1	1	-	1	-	1	-
Fire Engineer	12	12	-	12	-	12	-
Fire Protection Inspector I	1	1	-	1	-	1	-
Firefighter	9	9	-	9	-	9	-
Firefighter/Paramedic II	9	9	-	9	-	9	-
Mechanic II	2	2	-	2	-	2	-
Total Number of Full-Time Positions	59	59	-	59	-	59	-
Part-Time Benefitted Positions							
None	-	-	-	-	-	-	-
Part-Time Non-Benefitted Hours							
Total Number of Hours	2,520	2,520	-	2,520	-	1,560	(960)

Fire-Rescue

FY 2014-15 & FY 2015-16 Approved Budget

Department Summary

Activity Number	Activity Name	Actual FY 2012-13	Mid-Year Budget FY 2013-14	Final Estimate FY 2013-14	Council Approved FY 2014-15	Council Approved FY 2015-16
3210	Administration	$ 223,595	$ 230,400	$ 266,100	$ 252,500	$ 263,900
3220	Suppression	12,131,460	10,992,700	11,138,000	11,347,500	11,968,800
3230	Paramedics	1,127,629	1,335,600	1,234,900	1,462,600	1,616,000
3240	Fire Prevention	103,008	294,200	258,900	283,300	316,500
3250	Residential Rental Inspection Program	9,163	12,800	(500)	23,700	26,700
3260	Environmental Protection Services	1,111,410	1,423,800	1,219,000	1,592,300	1,852,900
3270	Contract Fire Apparatus Maintenance	(6,559)	(10,300)	(3,000)	(100)	-
3290	Buildings and Grounds Maintenance	137,222	163,700	158,600	162,100	174,100
Department Total		$ 14,836,928	$ 14,442,900	$ 14,272,000	$ 15,123,900	$ 16,218,900

Fire Administration (3210)

The Fire Administration activity consists of the Fire Chief and his Administrative Staff. The Fire Chief, under the direction of the City Manager and the City Council, is responsible for long-range planning, budgeting, personnel development, and for setting and meeting specific goals and objectives related to maintaining and improving levels of service to the community.

The Fire Chief achieves these standards by providing leadership and employing a variety of modern management techniques. The Fire Chief recruits, selects, and provides continuous development to ensure a high level of competence and integrity in his staff. The Fire Department's service objectives are currently achieved by maintaining four strategically-located fire stations within the City, staffed by 45 dedicated personnel. All residents benefit from prompt response by emergency service units.

The Fire Chief and his administrative staff are constantly seeking out new programs and innovations to maintain the highest level of service at the most reasonable cost. One such area is in the upgrading and refining of mutual and automatic aid agreements with other agencies facing the same economic challenges. With these comprehensive automatic aid agreements in place, the department has additional resources available for response for each agency and greater flexibility in determining the closest fire engine or paramedic unit for response. The City has automatic aid agreements with Downey, Compton, La Habra Heights, Vernon, Long Beach and the Los Angeles County Fire Department.

Activity Summary

		Final Est. FY 2013-14	Council Approved FY 2014-15	Council Approved FY 2015-16
Salaries and Benefits	$	204,500	187,700	199,100
Maintenance and Operations		61,900	65,100	65,100
Applied Revenues		(300)	(300)	(300)
Activity Total	$	266,100	252,500	263,900

Fiscal Year Comparisons

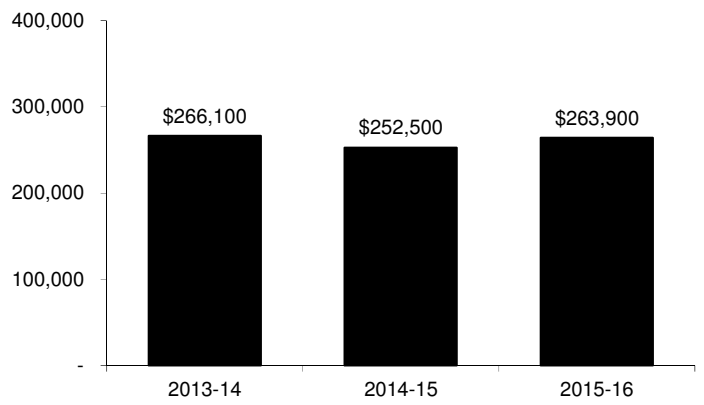

Fire Administration (3210)

Activity Detail

Acct No.	Description	Actual FY 2012-13	Mid-Year Budget FY 2013-14	Final Estimate FY 2013-14	Council Approved FY 2014-15	Council Approved FY 2015-16	
111K	FD - Regular Salaries	$ 76,233	$ 73,200	$ 86,500	$ 77,800	$ 77,800	
119K	FD - Applied Benefits	92,885	98,800	118,000	109,900	121,300	
	Total Salaries and Benefits	169,118	172,000	204,500	187,700	199,100	
2200	Supplies	12,791	11,800	11,800	12,000	12,000	*
2211	Mechanical Parts	76	500	500	1,000	1,000	
3400	Telephone	29,938	30,000	35,000	35,000	35,000	*
4210	Travel and Meetings	6,052	6,200	3,000	6,000	6,000	
4220	Memberships	150	2,000	2,000	2,000	2,000	
4250	Training	1,109	-	-	-	-	
4400	Contractual Services	1,385	-	-	-	-	
4401	Printing/Postage	1,390	600	600	600	600	
4404	Office Furniture/Equipment Rep.	541	2,100	2,500	2,000	2,000	
4411	Misc Vehicle Repair	-	1,500	1,500	1,500	1,500	
4425	Car Wash	120	-	-	-	-	
4428	Photocopier Lease/Maintenance	1,504	4,000	5,000	5,000	5,000	
	Total Maintenance and Operations	55,056	58,700	61,900	65,100	65,100	
BH00	Miscellaneous Fees	(580)	(300)	(300)	(300)	(300)	
	Total Applied Revenues	(580)	(300)	(300)	(300)	(300)	
	- Activity Total -	$ 223,595	$ 230,400	$ 266,100	$ 252,500	$ 263,900	

* Additional detail on following page(s)

Fire Administration (3210) - Account Number Detail

Acct #2200	FY 2013-14	FY 2014-15	FY 2015-16
Office Supplies	$ 3,600	$ 3,800	$ 3,800
Printers/Ink	3,500	3,200	3,200
Books/Pamphlets/Subscriptions	1,200	1,500	1,500
Other Supplies	3,500	3,500	3,500
	$ 11,800	$ 12,000	$ 12,000

Acct #3400	FY 2013-14	FY 2014-15	FY 2015-16
Landline	$ 25,500	$ 33,000	$ 33,000
Globalstar Satellite Phones	2,500	-	-
Cellular Phones	1,500	1,500	1,500
Office Broadband	500	500	500
	$ 30,000	$ 35,000	$ 35,000

Fire Suppression (3220)

The Fire Suppression Activity is charged with the responsibility of providing fast and efficient emergency response to fires, hazardous conditions, rescues, illnesses, or any other conditions where the health, safety and welfare of the public is in jeopardy. One measurement of the capabilities of this activity has been the grade assigned to the Fire Department by the Insurance Service Organization (ISO). The grading schedule also considers the water system, communications, staffing, training, and facilities. This grading is used by the insurance industry to determine fire insurance rates for homeowners and businesses within the City. On a scale of one to ten, with one being the most desirable, the City of Santa Fe Springs currently maintains a Class Two rating.

Command and control emergency operations are provided on a daily basis by three Division Chiefs on a shift schedule. In addition to daily emergency operations, each Division Chief performs several different staff assignments. These duties include: Administration & Special Operations (Hazardous Materials Response, Emergency Medical Services and Urban Search and Rescue), Emergency Operations and Training, and Support Services (Building and Grounds and Fleet Maintenance).

The Fire Suppression Activity strives to achieve the highest quality of dependable economical services possible. This is accomplished through the use of clearly established standard operational guidelines and by employing and developing the most highly motivated and skilled personnel.

Activity Summary

		Final Est. FY 2013-14	Council Approved FY 2014-15	Council Approved FY 2015-16
Salaries and Benefits	$	10,229,000	10,375,500	11,244,400
Maintenance and Operations		1,060,300	1,097,000	849,400
Applied Revenues		(151,300)	(125,000)	(125,000)
Activity Total	$	11,138,000	11,347,500	11,968,800

Fiscal Year Comparisons

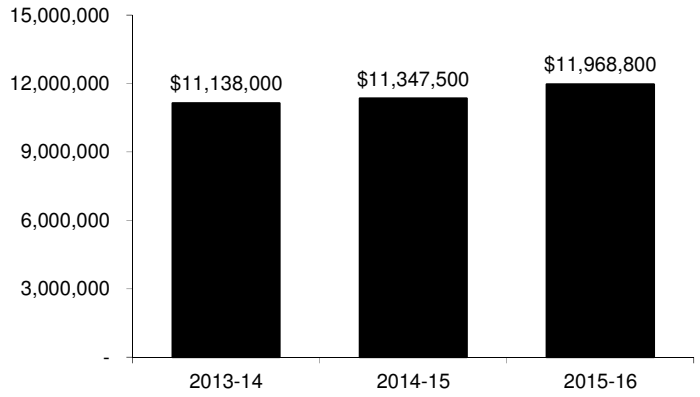

Fire Suppression (3220)

Activity Detail

Acct No.	Description	Actual FY 2012-13	Mid-Year Budget FY 2013-14	Final Estimate FY 2013-14	Council Approved FY 2014-15	Council Approved FY 2015-16	
111K	FD Sup - Regular Salaries	$ 3,721,673	$ 3,688,300	$ 3,557,900	$ 3,699,700	$ 3,796,200	
112K	FD Sup - Acting Pay	3,723	-	3,000	-	-	
114K	FD - OT Pay	1,618,894	1,150,000	1,608,000	1,300,000	1,300,000	
115U	CS REC - PT Salaries	345	-	-	-	-	
119K	FD - Applied Benefits	5,355,381	5,175,900	5,060,100	5,375,800	6,148,200	*
119U	CS REC - PT Applied Benefits	101	-	-	-	-	
	Total Salaries and Benefits	10,700,117	10,014,200	10,229,000	10,375,500	11,244,400	
2200	Supplies	33,891	35,200	35,000	37,500	40,000	*
2204	Safety Clothing	15,554	21,000	21,000	25,000	25,000	
2205	Uniforms	30,141	25,000	25,000	25,000	25,000	
2206	Gasoline	15,617	20,000	16,000	20,000	20,000	
2207	Diesel	55,182	50,000	52,000	52,000	55,000	
2211	Mechanical Parts	79,991	75,000	75,000	75,000	75,000	*
2212	Miscellaneous Small Tools	11,140	13,000	13,000	13,000	13,000	
2214	Training Supplies	29,549	34,000	20,000	29,000	29,000	
2221	Explorer Post	2,338	2,500	4,200	2,500	2,500	
2227	Firefighting Equipment Replacement	7,930	10,000	10,000	10,000	10,000	
2261	Computer Supplies	330	2,500	2,500	2,500	2,500	
2263	HAZ MAT Equipment/Supplies	8,570	10,000	10,000	10,000	10,000	
2264	USAR Equipment/Supplies	9,797	6,000	6,000	6,000	6,000	
3400	Telephone	21,728	24,000	10,000	23,000	23,000	*
4210	Travel and Meetings	1,426	4,300	4,300	4,300	4,300	
4220	Memberships	-	1,200	1,200	1,200	1,200	
4250	Training	24,497	38,000	20,000	38,000	38,000	
4400	Contractual Services	6,925	5,000	5,000	5,000	5,000	
4401	Printing/Postage	267	500	800	500	500	
4403	Mobile/Portable Radio/Pager Service	3,016	10,000	10,000	10,000	10,000	
4408	Air Compressor Maintenance	-	2,500	2,500	2,500	2,500	
4409	Test/Repair Air Regs/Bottles	12,747	11,700	11,700	11,700	11,700	
4411	Miscellaneous Vehicle Repairs	22,992	20,000	55,000	40,000	40,000	
4413	Cleaning	-	1,000	1,000	1,000	1,000	

* Additional detail on following page(s)

Fire Suppression (3220) - continued

Activity Detail

Acct No.	Description	Actual FY 2012-13	Mid-Year Budget FY 2013-14	Final Estimate FY 2013-14	Council Approved FY 2014-15	Council Approved FY 2015-16	
	continued -						
4422	Appliance/Furniture/Carpet Repairs	1,305	10,000	12,000	15,000	15,000	
4423	Ladder Testing	3,708	5,000	5,000	5,000	5,000	
4426	Annual Hurst Tool Service	-	1,000	1,000	1,000	1,500	
4427	Linen	825	-	-	-	-	
4461	Computer Maintenance/Service	-	4,600	4,600	4,600	4,600	
4904	Communication/Dispatch Center	256,444	265,000	250,000	250,000	265,000	
7300	Furniture/Equipment	628,466	-	-	-	-	
8810	Principal	235,704	326,600	326,600	339,800	85,000	*
8820	Interest	49,771	39,400	39,400	26,400	12,600	*
9300	Equipment Usage	10,500	10,500	10,500	10,500	10,500	
	Total Maintenance and Operations	1,580,353	1,084,500	1,060,300	1,097,000	849,400	
BJ00	Contracted Svcs / Rio Hondo Reimb.	(45,143)	(30,000)	(20,700)	(25,000)	(25,000)	
BL00	Participant Fees	(3,785)	-	(3,600)	-	-	
BRES	Restitution Emergency Response	(3,176)	(1,000)	(52,000)	(25,000)	(25,000)	
GA00	Sale of Property	(5,100)	-	-	-	-	
HB00	Transfer From P.S.A.F.	(91,805)	(75,000)	(75,000)	(75,000)	(75,000)	
	Total Applied Revenues	(149,010)	(106,000)	(151,300)	(125,000)	(125,000)	
	- Activity Total -	$ 12,131,460	$ 10,992,700	$ 11,138,000	$ 11,347,500	$ 11,968,800	

* Additional detail on following page(s)

Fire Supression (3220) - Account Number Detail

Acct #119K	FY 2013-14	FY 2014-15	FY 2015-16
Applied Benefits	$ 4,524,700	$ 4,718,300	$ 5,369,500
PERS Side Fund Debt Service - Principal	477,200	504,200	646,100
PERS Side Fund Debt Service - Interest	174,000	153,300	132,600
	$ 5,175,900	$ 5,375,800	$ 6,148,200

Acct #2200	FY 2013-14	FY 2014-15	FY 2015-16
Office Supplies	$ 4,000	$ 4,000	$ 4,000
Printers/Ink	3,500	3,500	3,500
Books/Pamphlets/Subscriptions	1,300	1,300	1,300
Cleaning/Soap/Restroom Supplies	6,500	6,500	6,500
Kitchen Supplies	4,000	4,000	4,000
Cleaning Appliances - Mops/Brooms/Vacuums	4,000	4,000	4,000
Apparatus/Vechicle Cleaning/Maintenance Supplies	3,500	3,500	3,500
Linen and Shop Rags	3,000	3,000	3,000
Other Supplies	5,400	5,400	5,400
	$ 35,200	$ 35,200	$ 35,200

Acct #2211	FY 2013-14	FY 2014-15	FY 2015-16
Vehicle/Apparatus Parts	$ 45,000	$ 44,000	$ 44,000
Tires	17,000	20,000	20,000
Batteries	7,000	5,000	5,000
Lubricants	4,500	4,500	4,500
Welding Material	1,000	1,000	1,000
Repair/Re-chrome Equipment	500	500	500
	$ 75,000	$ 75,000	$ 75,000

Acct #3400	FY 2013-14	FY 2014-15	FY 2015-16
Landline	$ 11,000	$ 8,000	$ 8,000
Cellular/Broadband/Smart Classroom	6,000	2,500	2,500
Satellite Phone	-	2,000	2,000
Mobile Data Communication Broadband	-	8,000	8,000
Apparatus/Assigned Staff Cell Phones	7,000	2,500	2,500
	$ 24,000	$ 23,000	$ 23,000

Acct #8810	FY 2013-14	FY 2014-15	FY 2015-16
Lease Principal - 6th of 7 years	$ 151,900	$ -	$ -
Lease Principal - 6th of 7 years	94,300	-	-
Lease Principal - 7th of 7 years	-	158,300	-
Lease Principal - 7th of 7 years	-	98,800	-
Lease Principal - 1st of 7 years	80,400	-	-
Lease Principal - 2nd of 7 years	-	82,700	-
Lease Principal - 3rd of 7 years	-	-	85,000
	$ 326,600	$ 339,800	$ 85,000

Fire Supression (3220) - Account Number Detail - Continued

Acct #8820	FY 2013-14	FY 2014-15	FY 2015-16
Lease Interest - 6th of 7 years	$ 13,200	$ -	$ -
Lease Interest - 6th of 7 years	9,100	-	-
Lease Interest - 7th of 7 years	-	6,800	-
Lease Interest - 7th of 7 years	-	4,700	-
Lease Interest - 2nd of 8 years	17,100	-	-
Lease Interest - 3rd of 8 years	-	14,900	-
Lease Interest - 4th of 8 years	-	-	12,600
	$ 39,400	$ 26,400	$ 12,600

Paramedics (3230)

The Paramedics Activity is charged with the responsibility of providing fast and efficient emergency medical care. This objective is currently met with a two-person Paramedic Squad, and when paramedic manpower allows, up to three Paramedic assessment engines are placed into service on a daily basis.

The Activity's specific service objectives are as follows:

- Maintain advance life support (ALS) service in a timely manner to all areas of the community using state-of-the-art equipment, and personnel trained in the most modern emergency medical techniques.

- Maintain the highest level of emergency medical services to the community using training, education, and re-evaluation of these skills through our Quality Improvement Program.

- Prepare and maintain reports on the use of the emergency paramedic ambulance service and manage the program in an effective and efficient manner.

- Market enrollment in the paramedic advanced life support response fee subscription program to residents and business owners.

Activity Summary

		Final Est. FY 2013-14	Council Approved FY 2014-15	Council Approved FY 2015-16
Salaries and Benefits	$	1,468,500	1,689,100	1,842,500
Maintenance and Operations		130,400	148,500	148,500
Applied Revenues		(364,000)	(375,000)	(375,000)
Activity Total	$	1,234,900	1,462,600	1,616,000

Fiscal Year Comparisons

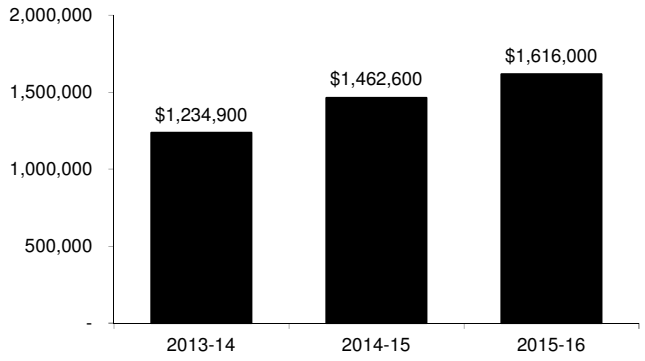

Paramedics (3230)

Activity Detail

Acct No.	Description	Actual FY 2012-13	Mid-Year Budget FY 2013-14	Final Estimate FY 2013-14	Council Approved FY 2014-15	Council Approved FY 2015-16	
111K	FD - Regular Salaries	$ 219,291	$ 616,200	$ 525,000	$ 636,200	$ 659,400	
114K	FD - OT Pay	805,356	125,000	165,000	165,000	165,000	
119K	FD - Applied Benefits	361,853	837,300	778,500	887,900	1,018,100	*
	Total Salaries and Benefits	1,386,501	1,578,500	1,468,500	1,689,100	1,842,500	
2200	Supplies	208	-	-	-	-	
2211	Mechanical Parts	733	1,400	1,400	5,000	5,000	
2230	Medical Supplies	29,068	35,000	37,000	40,000	40,000	*
3400	Telephone	156	3,500	1,500	3,000	3,000	
4210	Travel and Meetings	-	2,000	2,000	2,000	2,000	
4250	Training	2,211	10,000	5,000	5,000	5,000	
4400	Contractual Services	9,542	17,200	13,000	18,000	18,000	*
4411	Miscellaneous Vehicle Repairs	211	2,000	2,000	5,000	5,000	
4430	Medical Equipment Repairs	2,846	5,000	5,000	5,000	5,000	
4431	Medical Oxygen	1,252	2,000	1,500	1,500	1,500	
4432	EMS Nurse Educator	55,360	60,000	60,000	60,000	60,000	
4900	Intergovernmental - Paramedic Recertification	4,751	4,000	2,000	4,000	4,000	
	Total Maintenance and Operations	106,336	142,100	130,400	148,500	148,500	
BY00	Emergency Med Assessment Fee Program	(236,294)	(250,000)	(250,000)	(250,000)	(250,000)	
BY01	ALS Cost Recovery Program (1)	(112,088)	(120,000)	(100,000)	(110,000)	(110,000)	
BY03	Paramedic Subscription Fees	(16,825)	(15,000)	(14,000)	(15,000)	(15,000)	
	Total Applied Revenues	(365,207)	(385,000)	(364,000)	(375,000)	(375,000)	
	- Activity Total -	$ 1,127,629	$ 1,335,600	$ 1,234,900	$ 1,462,600	$ 1,616,000	

(1) Formerly known as Paramedic Pass-thru Provider

* Additional detail on following page(s)

Paramedics (3230) - Account Number Detail

Acct #119K	FY 2013-14	FY 2014-15	FY 2015-16
Applied Benefits	$ 731,300	$ 774,500	$ 882,700
PERS Side Fund Debt Service - Principal	77,700	86,900	112,300
PERS Side Fund Debt Service - Interest	28,300	26,500	23,100
	$ 837,300	$ 887,900	$ 1,018,100

Acct #2230	FY 2013-14	FY 2014-15	FY 2015-16
Medical Pharmaceuticals	$ 17,000	$ 19,000	$ 19,000
Bandages/Dressings	3,500	4,000	4,000
IV Bags/Tubing	2,000	2,500	2,500
Oxygen Masks	2,500	3,000	3,000
Medical Gloves	2,500	3,000	3,000
Medical Hardware	4,000	4,500	4,500
Other Medical Supplies	3,500	4,000	4,000
	$ 35,000	$ 40,000	$ 40,000

Acct #4400	FY 2013-14	FY 2014-15	FY 2015-16
Physio Control Life Pak Annual Service/Maintenance	$ 8,800	$ 9,300	$ 9,300
Reddi-Net	1,200	1,200	1,200
Digital EMS - ePCR Annual Fees	7,200	7,500	7,500
	$ 17,200	$ 18,000	$ 18,000

Fire Prevention (3240)

The Fire Prevention Activity is tasked with protecting the community through education and prevention efforts to find and eliminate hazards before they become an emergency. The efforts of this Activity are divided into two major programs, which focus on Fire Safety and Environmental Safety. The Fire Safety Programs mitigate hazards associated with life or property loss and includes the responsibility for plan checks, issuing permits, inspections, investigations, and community relations.

This Activity is also responsible for recovering costs for inspection services, plan checks, annual permits required by the California Fire code or other regulations and investigations

Activity Summary

		Final Est. FY 2013-14	Council Approved FY 2014-15	Council Approved FY 2015-16
Salaries and Benefits	$	474,600	497,700	530,900
Maintenance and Operations		21,600	26,600	26,600
Applied Revenues		(237,300)	(241,000)	(241,000)
Activity Total	$	258,900	283,300	316,500

Fiscal Year Comparisons

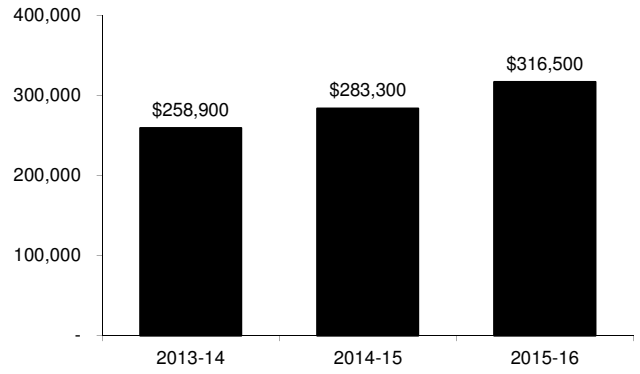

Fire Prevention (3240)

Activity Detail

Acct No.	Description	Actual FY 2012-13	Mid-Year Budget FY 2013-14	Final Estimate FY 2013-14	Council Approved FY 2014-15	Council Approved FY 2015-16	
111K	FD - Regular Salaries	$ 171,703	$ 208,700	$ 180,000	$ 207,600	$ 210,300	
114K	FD - OT Pay	558	-	-	-	-	
115X	FD - PT Salaries	-	23,600	35,000	11,800	-	
119K	FD - Applied Benefits	166,194	259,600	259,600	277,700	320,600	
119X	FD - PT Applied benefits	-	1,200	-	600	-	
	Total Salaries and Benefits	338,454	493,100	474,600	497,700	530,900	
2200	Supplies	3,599	7,000	8,500	8,000	8,000	*
2205	Uniforms	1,268	1,000	1,000	1,000	1,000	
2206	Gasoline	4,825	5,500	4,000	5,500	5,500	
2211	Mechanical Parts	-	2,000	2,000	2,000	2,000	
2261	Computer Supplies	-	500	500	500	500	
3400	Telephone	83	2,000	500	2,000	2,000	
4210	Travel and Meetings	406	500	500	500	500	
4220	Memberships	340	600	600	600	600	
4250	Training	2,826	3,000	1,000	3,000	3,000	
4400	Contractual Services	-	1,000	1,000	1,000	1,000	
4401	Printing/Postage	1,739	1,500	500	1,000	1,000	
4411	Miscellaneous Vehicle Repairs	152	1,500	1,500	1,500	1,500	
7300	Furniture/Equipment	-	1,000	-	-	-	
	Total Maintenance and Operations	15,238	27,100	21,600	26,600	26,600	
AG00	Regulatory Permits	(1,120)	-	-	-	-	
AI00	Plan Review and Inspection Fees	(88,337)	(100,000)	(90,000)	(90,000)	(90,000)	
AP00	New Business Inspection Fees	(64,860)	(40,000)	(55,000)	(55,000)	(55,000)	
AY00	FD Permits	(96,368)	(85,000)	(90,000)	(95,000)	(95,000)	
BH00	Miscellaneous Fees	-	(1,000)	(2,300)	(1,000)	(1,000)	
	Total Applied Revenues	(250,685)	(226,000)	(237,300)	(241,000)	(241,000)	
	- Activity Total -	$ 103,008	$ 294,200	$ 258,900	$ 283,300	$ 316,500	

* Additional detail on following page(s)

Fire Prevention (3240) - Account Number Detail

Acct #2200	FY 2013-14	FY 2014-15	FY 2015-16
Office Supplies	$ 3,500	$ 3,500	$ 3,500
Fire Prevention Educational Supplies	1,500	2,000	2,000
Fire Rescue Open House	2,000	2,500	2,500
	$ 7,000	$ 8,000	$ 8,000

Residential Rental Inspection Program (3250)

The Residential Rental Inspection Program ensures that rental housing units are maintained in a clean and healthful manner. Rental units are inspected on an annual basis and whenever a rental unit is vacated. Before a rental unit is re-occupied by a new tenant, the unit must satisfy an inspection conducted by the Fire Housing nspector. This program is funded through the inspection fees collected from rental owners.

Activity Summary

		Final Est. FY 2013-14	Council Approved FY 2014-15	Council Approved FY 2015-16
Salaries and Benefits	$	23,700	60,700	63,700
Maintenance and Operations		800	3,000	3,000
Applied Revenues		(25,000)	(40,000)	(40,000)
Activity Total	$	(500)	23,700	26,700

Fiscal Year Comparisons

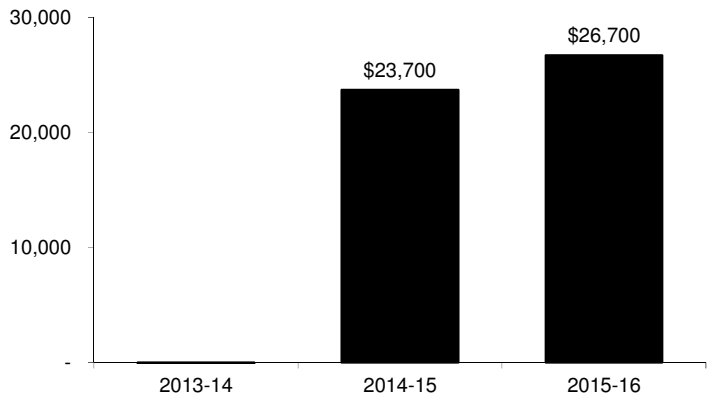

Residential Rental Inspection Program (3250)

Activity Detail

Acct No.	Description	Actual FY 2012-13	Mid-Year Budget FY 2013-14	Final Estimate FY 2013-14	Council Approved FY 2014-15	Council Approved FY 2015-16
111K	FD - Regular Salaries	$ 24,561	$ 7,000	$ 8,400	$ 7,100	$ 7,100
111M	PLN Adm - Regular Salaries	6	-	-	-	-
115X	FD - PT Salaries	-	31,200	5,100	42,100	43,700
119K	FD - Applied Benefits	22,536	8,500	10,200	9,300	10,600
119M	PLN Adm - Applied Benefits	6	-	-	-	-
119X	FD - PT Applied Benefits	-	1,600	-	2,200	2,300
	Total Salaries and Benefits	47,108	48,300	23,700	60,700	63,700
2200	Supplies	-	1,500	800	1,500	1,500
4400	Contractual Services	-	1,500	-	1,500	1,500
7300	Furniture/Equipment PC Upgrade	-	500	-	-	-
9300	Equipment Usage	1,000	1,000	-	-	-
	Total Maintenance and Operations	1,000	4,500	800	3,000	3,000
AI00	Inspection Fees	(38,945)	(40,000)	(25,000)	(40,000)	(40,000)
	Total Applied Revenues	(38,945)	(40,000)	(25,000)	(40,000)	(40,000)
	- Activity Total -	$ 9,163	$ 12,800	$ (500)	$ 23,700	$ 26,700

Environmental Protection Svcs (3260)

The Environmental Protection Services activity is designed to protect the public and worker safety as well as the environment. This activity focuses on the State designated Certified Unified Program Agency (CUPA) responsible for hazardous waste, underground storage tanks, aboveground storage tanks, industrial wastewater, hazardous materials, community right-to-know, and accidental release prevention programs. The activity also oversees the cleanup of contaminated properties.

Environmental Protection Services personnel respond and work as a team with personnel from the Fire Suppression Activity on hazardous material releases. The Environmental Protection Services activity investigates improper waste disposal practices and nuisance odors. This activity's primary objective is to prevent harmful exposures to the public and the environment from hazardous substances through education and enforcement, and maintain the economic viability of the regulated community.

Activity Summary

		Final Est. FY 2013-14	Council Approved FY 2014-15	Council Approved FY 2015-16
Salaries and Benefits	$	1,831,700	2,045,900	2,219,300
Maintenance and Operations		971,700	1,111,300	1,198,500
Applied Revenues		(1,584,400)	(1,564,900)	(1,564,900)
Activity Total	$	1,219,000	1,592,300	1,852,900

Fiscal Year Comparisons

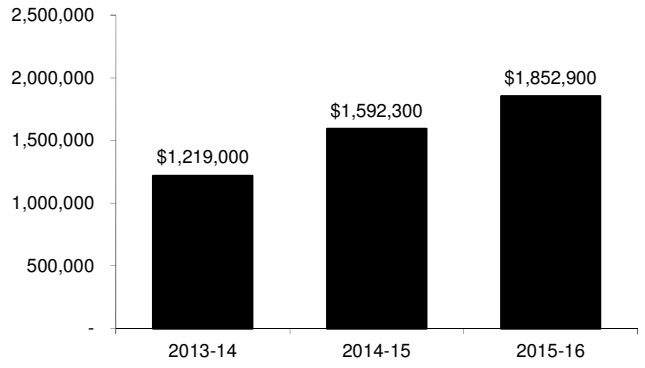

Environmental Protection Services (3260)

Activity Detail

Acct No.	Description	Actual FY 2012-13	Mid-Year Budget FY 2013-14	Final Estimate FY 2013-14	Council Approved FY 2014-15	Council Approved FY 2015-16	
111F	PW Mtc - Regular Salaries	$ -	$ -	$ 100	$ -	$ -	
111K	FD - Regular Salaries	824,590	863,600	800,000	870,700	895,000	
114K	FD - OT Pay	5,083	-	1,100	-	-	
115X	FD - PT Salaries	13,134	23,600	18,000	11,800	-	
116K	FD - Standby OT Pay	25,564	26,000	24,500	25,000	25,000	
119F	PW - Applied Benefits	-	-	100	-	-	
119K	FD - Applied Benefits	943,681	1,037,700	987,700	1,137,800	1,299,300	*
119X	FD - PT Applied Benefits	190	1,200	200	600	-	
	Total Salaries and Benefits	1,812,242	1,952,100	1,831,700	2,045,900	2,219,300	
2200	Supplies	1,502	3,000	3,000	3,000	3,000	
2205	Uniforms	2,894	4,000	4,000	4,000	4,000	
2206	Gasoline	4,758	10,000	7,000	10,000	10,000	
2211	Apparatus/vehicle Maintenance Parts	495	5,000	5,000	5,000	5,000	
2223	Vehicle Equip/Supplies	7,868	9,500	9,500	9,500	9,500	
2261	Computer Supplies	7	2,000	2,000	2,000	2,000	
2263	Haz Mat Cleanup Supplies	503	3,000	3,000	3,000	3,000	
3400	Telephone	1,367	6,000	2,000	5,000	5,000	*
4025	Instrument Calibration/Repair	543	1,000	1,000	1,000	1,000	
4210	Travel and Meetings	483	2,000	2,000	2,000	2,000	
4220	Memberships	50	1,000	1,000	1,000	1,000	
4250	Training	1,078	5,000	1,000	5,000	5,000	
4400	Contractual Services	2,349	15,000	3,000	15,000	15,000	*
4401	Printing/Postage	-	1,300	1,300	1,300	1,300	
4406	File Warehousing	1,556	2,000	2,000	2,000	2,500	
4411	Miscellaneous Vehicle Repair	5,093	1,000	1,000	2,000	2,000	
4439	UST Designated Operator	2,998	4,000	3,000	4,000	4,000	
4449	AQMD Consult/Permits	-	2,000	1,000	2,000	2,000	
4463	Hazardous Waste Cleanup	3,304	3,000	3,000	3,000	3,000	
4466	Environmental Attorney	-	5,000	-	5,000	5,000	
4467	Site Mitigation Consultants	410	2,500	-	2,500	2,500	
4900	Intergovernmental Charges	-	1,000	1,000	1,000	1,000	
9100	Overhead	906,121	976,100	915,900	1,023,000	1,109,700	
	Total Maintenance and Operations	943,379	1,064,400	971,700	1,111,300	1,198,500	

* Additional detail on following page(s)

Environmental Protection Services (3260) - continued

Activity Detail

Acct No.	Description	Actual FY 2012-13	Mid-Year Budget FY 2013-14	Final Estimate FY 2013-14	Council Approved FY 2014-15	Council Approved FY 2015-16
	continued -					
AA00	Annual Industrial Waste Permit Fee	(132,245)	(130,000)	(128,200)	(130,000)	(130,000)
AA01	Annual Ind Waste Permit Fee - Prior Years	-	(2,500)	-	(1,000)	(1,000)
AA0B	Industrial Waste Plan Check Fee	(9,932)	(8,000)	(8,300)	(8,000)	(8,000)
AAST	AST Plan Check Fee	-	(500)	(200)	(500)	(500)
AH00	Hazardous Materials Business Plan Fee	(786,830)	(800,000)	(811,500)	(800,000)	(800,000)
AH01	Haz Mat Business Plan Fee - Prior Years	-	(11,200)	(5,400)	(4,000)	(4,000)
AHA1	CAL ARP Permit Fee - Prior Years	-	(1,000)	-	(100)	(100)
AHAR	CAL ARP Permit Fee	(70,688)	(75,000)	(69,200)	(70,000)	(70,000)
AHB1	Environmental Fees - Prior Years	(17,870)	-	-	-	-
AHBH	Hazardous Waste - Penalties & Fines	(8,024)	-	-	-	-
AHH1	Hazardous Waste Generator Permit Fee - Prior Years	-	(6,500)	(100)	(2,000)	(2,000)
AHHW	Hazardous Waste Generator Permit Fee	(459,877)	(400,000)	(382,000)	(400,000)	(400,000)
AHSM	Site Mitigation	(7,021)	(2,000)	(500)	(500)	(500)
AHT1	Hazardous Waste Tiered Permit - Prior Years	-	(1,100)	(1,400)	(1,000)	(1,000)
AHTP	Hazardous Waste Tiered Permit	(23,078)	(23,000)	(23,900)	(23,000)	(23,000)
AHU1	Underground Storage Tank Fee - Prior Years	-	(1,100)	-	(100)	(100)
AHUG	Underground Storage Tank Fee	(46,274)	(47,000)	(46,200)	(46,300)	(46,300)
AI00	Inspection Fee	-	(2,500)	(500)	(1,000)	(1,000)
ASP1	APSA Permit Fee - Prior Years	-	(500)	-	(500)	(500)
ASPC	APSA Permit Fee	(13,655)	(15,000)	(14,300)	(15,000)	(15,000)
AST1	Storm Water Inspection - Prior Years	-	(1,100)	-	(400)	(400)
ASTM	Storm Water Inspection	(56,205)	(56,000)	(56,000)	(56,000)	(56,000)
AUFC	Plan Check Inspection Fee	(1,701)	-	-	-	-
AUST	Underground Tank Plan Check	(7,371)	(5,000)	(4,000)	(4,000)	(4,000)
BH00	Miscellaneous Fees	(973)	(3,200)	(30,000)	(1,000)	(1,000)
BR00	Damage to City Property	(38)	-	-	-	-
BRES	Restitution Emergency Response	(2,429)	(500)	(2,700)	(500)	(500)
	Total Applied Revenues	(1,644,211)	(1,592,700)	(1,584,400)	(1,564,900)	(1,564,900)
	- Activity Total -	$ 1,111,410	$ 1,423,800	$ 1,219,000	$ 1,592,300	$ 1,852,900

* Additional detail on following page(s)

Environmental Protection Services (3260) - Account Number Detail

Acct #119K	FY 2013-14	FY 2014-15	FY 2015-16
Applied Benefits	$ 898,300	$ 987,700	$ 1,123,500
PERS Side Fund Debt Service - Principal	102,100	115,100	145,800
PERS Side Fund Debt Service - Interest	37,300	35,000	30,000
	$ 1,037,700	$ 1,137,800	$ 1,299,300

Acct #3400	FY 2013-14	FY 2014-15	FY 2015-16
Cellular	$ 3,800	$ 2,000	$ 2,000
Broadband	2,200	3,000	3,000
	$ 6,000	$ 5,000	$ 5,000

Acct #4400	FY 2013-14	FY 2014-15	FY 2015-16
EPD Database System Maintenance	$ 12,000	$ 12,000	$ 12,000
Other Services	3,000	3,000	3,000
	$ 15,000	$ 15,000	$ 15,000

Contract Fire Apparatus Maintenance (3270)

The Contract Fire Apparatus Maintenance Activity is responsible for maintaining on a contract basis the vehicles and engines owned and operated by other agencies. Currently we contract fire apparatus maintenance services with the City of Compton and the Rio-Hondo Fire Academy. This includes both routine and extraordinary maintenance and repair items.

Activity Summary

		Final Est. FY 2013-14	Council Approved FY 2014-15	Council Approved FY 2015-16
Salaries and Benefits	$	16,000	26,900	27,700
Maintenance and Operations		33,500	22,500	22,500
Applied Revenues		(52,500)	(49,500)	(50,200)
Activity Total	$	(3,000)	(100)	-

Fiscal Year Comparisons

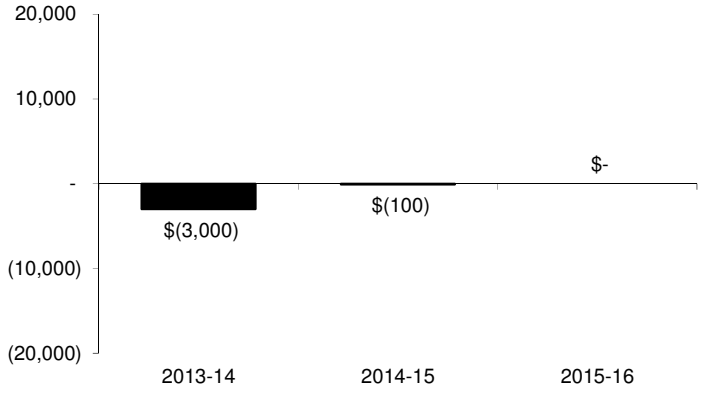

Contract Fire Apparatus Maintenance (3270)

Activity Detail

Acct No.	Description	Actual FY 2012-13	Mid-Year Budget FY 2013-14	Final Estimate FY 2013-14	Council Approved FY 2014-15	Council Approved FY 2015-16
111K	FD - Regular Salaries	$ 12,161	$ 12,400	$ 7,800	$ 12,700	$ 12,700
119K	FD - Applied Benefits	12,100	12,800	8,200	14,200	15,000
	Total Salaries and Benefits	24,261	25,200	16,000	26,900	27,700
2203	Compton Maintenance Supplies	70,276	77,000	30,000	20,000	20,000
2204	Rio Hondo Maintenance Supplies	-	2,500	3,500	2,500	2,500
	Total Maintenance and Operations	70,276	79,500	33,500	22,500	22,500
EZ00	Other City Participation	(101,096)	-	-	-	-
EZ01	Contracted Services/City of Compton	-	(110,000)	(45,000)	(44,500)	(45,200)
EZ02	Contracted Services/Rio Hondo	-	(5,000)	(7,500)	(5,000)	(5,000)
	Total Applied Revenues	(101,096)	(115,000)	(52,500)	(49,500)	(50,200)
	- Activity Total -	$ (6,559)	$ (10,300)	$ (3,000)	$ (100)	$ -

Fire Building & Grounds (3290)

The Buildings & Grounds Activity in the Fire Department is responsible for maintaining the four Fire Stations throughout the City. These City-owned buildings require maintenance such as electrical, plumbing, lighting, painting, air conditioning, landscaping, cleaning supplies, tools and many other maintenance related items. This section supervises City contractors and Fire-Rescue personnel who assist in maintaining these buildings and the grounds surrounding them.

All costs associated with Fire Station maintenance are managed through these activities, such as electricity, natural gas, water, station repairs, contractual services, equipment usage, construction, intergovernmental charges, furniture/equipment and supplies.

Activity Summary

		Final Est. FY 2013-14	Council Approved FY 2014-15	Council Approved FY 2015-16
Salaries and Benefits	$	1,500	-	-
Maintenance and Operations		162,100	167,100	179,100
Applied Revenues		(5,000)	(5,000)	(5,000)
Activity Total	$	158,600	162,100	174,100

Fiscal Year Comparisons

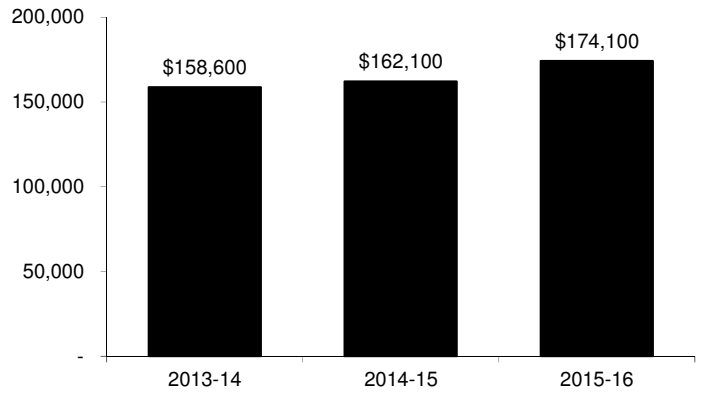

Fire Buildings and Grounds Maintenance (3290)

Activity Detail

Acct No.	Description	Actual FY 2012-13	Mid-Year Budget FY 2013-14	Final Estimate FY 2013-14	Council Approved FY 2014-15	Council Approved FY 2015-16	
111F	PW Mtc - Regular Salaries	$ 307	$ 3,800	$ 1,000	$ -	$ -	
114F	PW Mtc - OT Pay	2,561	-	-	-	-	
119F	PW Mtc - Applied Benefits	412	5,100	500	-	-	
	Total Salaries and Benefits	3,280	8,900	1,500	-	-	
2200	Supplies	20,202	15,000	20,000	20,000	20,000	*
3100	Electricity	47,283	50,000	49,000	50,000	55,000	*
3200	Natural Gas	5,081	6,000	6,000	6,000	7,000	*
3300	Water	11,389	12,000	11,500	12,000	14,000	*
4400	Contractual Services	11,469	20,000	19,000	20,000	20,000	*
4404	Office Furniture / Equip. Replacement	1,027	5,400	6,900	7,500	7,500	
4413	Cleaning	95	2,100	1,000	2,000	2,000	
4416	Extinguisher Servicing	1,409	1,000	1,000	1,000	1,000	
4438	UST Testing/Maintenance/Repair	3,077	9,000	10,000	9,000	9,000	
4491	Station Repairs and Maintenance	39,554	35,600	35,600	36,000	40,000	*
4497	Miscellaneous Contractual Services	209	-	-	-	-	
4907	AQMD Fuel Tank / Generator Permits	752	3,100	1,500	3,000	3,000	
9300	Equipment Usage	600	600	600	600	600	
	Total Maintenance and Operations	142,145	159,800	162,100	167,100	179,100	
BJ00	Contracted Services / Rio Hondo	(5,000)	(5,000)	(5,000)	(5,000)	(5,000)	
BR00	Damage to City Property	(3,203)	-	-	-	-	
	Total Applied Revenues	(8,203)	(5,000)	(5,000)	(5,000)	(5,000)	
	- Activity Total -	$ 137,222	$ 163,700	$ 158,600	$ 162,100	$ 174,100	

* Additional detail on following page(s)

Fire Buildings and Grounds Maintenance (3290) - Account Number Detail

Acct #2200	FY 2013-14	FY 2014-15	FY 2015-16
Heavy Duty Cleaners	$ 2,500	$ 2,500	$ 2,500
Fertilizer/Pesticides	1,500	1,500	1,500
Appliances	6,000	6,000	6,000
Other Supplies	5,000	10,000	10,000
	$ 15,000	$ 20,000	$ 20,000

Acct #3100	FY 2013-14	FY 2014-15	FY 2015-16
Station One	$ 34,000	$ 34,000	$ 37,500
Station Three	7,000	7,000	8,000
Station Four	9,000	9,000	9,500
	$ 50,000	$ 50,000	$ 55,000

Acct #3200	FY 2013-14	FY 2014-15	FY 2015-16
Station One	$ 2,800	$ 2,800	$ 2,800
Station Two	1,000	1,000	1,000
Station Three	1,000	1,000	1,000
Station Four	1,200	1,200	1,200
	$ 6,000	$ 6,000	$ 6,000

Acct #3300	FY 2013-14	FY 2014-15	FY 2015-16
Station One	$ 6,500	$ 6,500	$ 6,500
Station Two	1,700	1,700	1,700
Station Three	1,700	1,700	1,700
Station Four	2,100	2,100	2,100
	$ 12,000	$ 12,000	$ 12,000

Acct #4400	FY 2013-14	FY 2014-15	FY 2015-16
Apparatus/Vehicle Deionizer	$ 2,900	$ 2,900	$ 2,900
Chief Pond Maintenance	1,200	1,200	1,200
Pest Control	1,600	1,600	1,600
Water	2,500	2,500	2,500
Landscape Maintenance Contract	8,200	8,200	8,200
HQ Hazardous Waste Disposal/Clarifier	-	600	600
Other Services	3,600	3,000	3,000
	$ 20,000	$ 20,000	$ 20,000

Fire Buildings and Grounds Maintenance (3290) - Account Number Detail

Acct #4491	FY 2012-13	FY 2014-15	FY 2015-16
Overhead Rollup Door Maintenance/Repair	$ 3,500	$ 3,500	$ 3,500
Landscape Repair/Improvements	2,000	3,000	4,000
Plumbing Repairs	4,500	4,500	4,500
Painting/Cleaning	7,500	6,500	7,500
Plymovent Maintenance/Repair	2,500	2,500	3,000
HVAC Maintenance/Repair	6,000	6,000	7,000
Emergency Generator Maintenance/Repair	2,000	2,000	2,000
Electrical Improvements	1,500	2,000	2,000
Other Building/Grounds Maintenance/Repair	6,100	6,000	6,500
	$ 35,600	$ 36,000	$ 40,000

Planning and Development

The Planning Department is responsible for the orderly development of the City. This is accomplished by utilizing high-quality standards for the preservation and development of residential, commercial and industrial areas of the City.

Below is a chart showing the department's activities. More detailed information is available on the following pages:

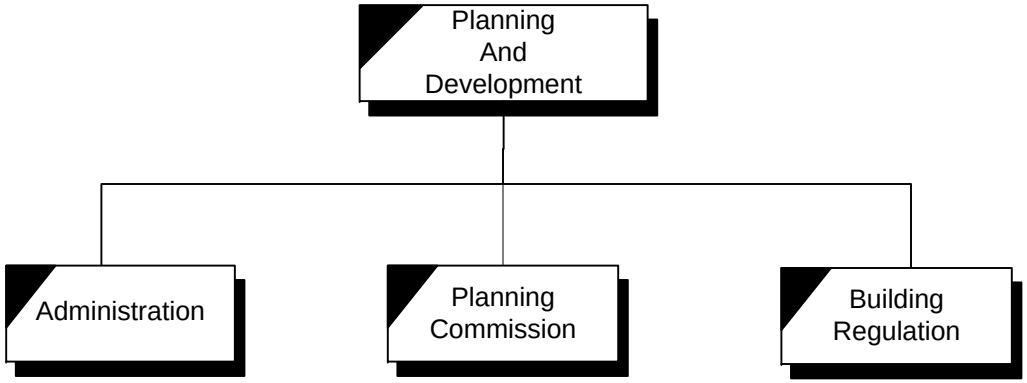

Planning and Development

FY 2014-15 & FY 2015-16

Position Summary

Full-Time Positions	Original FY 2013-14	Revised FY 2013-14	Change + or (-)	Approved FY 2014-15	Change + or (-)	Approved FY 2015-16	Change + or (-)
Admin Clerk 1 (Tier 2) *	-	0.40	0.40	0.40	-	0.40	-
Associate Planner	1	1	-	1	-	1	-
Building Permit Clerk II	1	1	-	1	-	1	-
Director of Planning	1	1	-	1	-	1	-
Program Assistant	1	1	-	1	-	1	-
Total Number of Full-Time Positions	4	4.40	0.40	4.40	-	4.40	-
Part-Time Benefitted Positions							
None	-	-	-	-	-	-	-
Total Number of Part-Time Benefitted Positions	-	-	-	-	-	-	-
Part-Time Non-Benefitted Hours							
Total Number of Hours	1,040	2,080	1,040	2,080	-	2,080	-

* Position is shared with General Government Department

Planning

FY 2014-15 & FY 2015-16 Approved Budget

Department Summary

Activity Number	Activity Name	Actual FY 2012-13	Mid - Year Budget FY 2013-14	Final Estimate FY 2013-14	Council Approved FY 2014-15	Council Approved FY 2015-16
4110	Administration and Current Planning	$ 88,335	$ 497,300	$ 422,400	$ 508,500	$ 509,300
4180	Planning Commission	113,188	130,500	124,800	174,400	184,300
4510	Building Regulation	(1,179,241)	(384,100)	(795,600)	(622,600)	(599,700)
Department Totals		$ (977,717)	$ 243,700	$ (248,400)	$ 60,300	$ 93,900

Planning Administration and Current Planning (4110)

Planning Administration provides staff support to the City Planning Commission, Community Development Commission, the City Council, and other development related activities. Primarily focused on the review and issuance of land use entitlements, the Planning Administration activity also generates applied revenue through application and service fees.

Activity Summary

		Final Est. FY 2013-14	Council Approved FY 2014-15	Council Approved FY 2015-16
Salaries and Benefits	$	267,900	283,600	297,300
Maintenance and Operations		299,600	373,900	361,000
Applied Revenues		(145,100)	(149,000)	(149,000)
Activity Total	$	422,400	508,500	509,300

Fiscal Year Comparisons

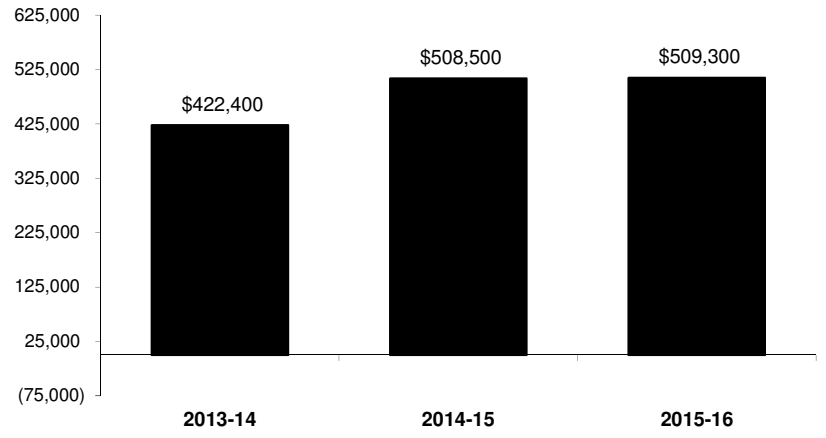

Planning Administration and Current Planning (4110)

Activity Detail

Acct No.	Description	Actual FY 2012-13	Mid-Year Budget FY 2013-14	Final Estimate FY 2013-14	Council Approved FY 2014-15	Council Approved FY 2015-16	
111L	CA - Regular Salaries	$ 37,440	$ 65,800	$ 65,800	$ 67,200	$ 67,200	
111M	PLN Adm - Regular Salaries	65,260	71,900	71,900	66,800	68,200	
115U	CS Rec - PT Salaries	-	-	200	-	-	
115Y	PLN Adm - PT Salaries	5	8,700	8,700	17,500	17,500	
119L	CA - Applied Benefits	13,442	30,700	30,700	37,000	38,800	
119M	PLN Adm - Applied Benefits	84,989	90,000	90,000	94,200	104,700	
119U	CS Rec - PT Applied Benefits	-	-	100	-	-	
119Y	PLN Adm - PT Applied Benefits	325	500	500	900	900	
	Total Salaries and Benefits	201,460	267,600	267,900	283,600	297,300	
2200	Supplies	4,848	4,000	5,000	5,500	5,500	
2202	Books/Subscriptions	-	500	500	700	700	
3400	Telephone	1,109	900	700	700	800	
4100	Advertising	3,142	1,700	12,000	16,000	17,000	
4210	Travel and Meetings	1,871	2,000	1,400	3,000	3,000	
4220	Memberships	2,895	3,000	4,500	4,500	4,500	
4250	Training	320	2,000	1,500	3,000	3,000	
4400	Contractual Services	33,254	315,500	250,000	320,000	300,000	*
4900	Intergovt/LA County Mapping Services	97	500	8,000	8,000	14,000	
7300	Furniture/Equipment/PC Upgrades	-	11,000	11,500	8,000	8,000	
	Equipment Usage	4,500	4,500	4,500	4,500	4,500	
	Total Maintenance and Operations	52,035	345,600	299,600	373,900	361,000	
BA00	Tentative Map Filing Fee	(43,142)	(15,000)	(9,400)	(10,000)	(10,000)	
BB00	Final Map Checking Fees	(10,436)	(6,300)	(5,800)	(10,000)	(10,000)	
BC00	Plan Check & Inspection Fees	(41,582)	(30,000)	(31,000)	(30,000)	(30,000)	
BD00	Maps & Publications	(4,210)	(2,000)	(1,900)	(2,000)	(2,000)	
BH00	Miscellaneous Fees / Initial Studies	(4,029)	(2,600)	(7,000)	(7,000)	(7,000)	
BQ00	Planning & Zoning Fees	(61,761)	(60,000)	(90,000)	(90,000)	(90,000)	
	Total Applied Revenues	(165,160)	(115,900)	(145,100)	(149,000)	(149,000)	
	- Activity Total -	$ 88,335	$ 497,300	$ 422,400	$ 508,500	$ 509,300	

* Additional detail on following page(s)

Planning Administration and Current Planning (4110) - Account Number Detail

Acct #4400	FY 2013-14	FY 2014-15	FY 2015-16
Miscellaneous Contractual Services	$ 5,000	$ 10,000	$ 5,000
Records Storage	-	5,900	5,900
Copier	-	8,700	8,700
Economic Development Strategy Study	5,000	20,000	10,000
Housing Element Update	43,000	5,000	-
Planning/Building Services	262,500	270,400	270,400
	$ 315,500	$ 320,000	$ 300,000

Planning Commission (4180)

The Planning Commission budget shows the cost for staff support to the Planning Commission.

Activity Summary

		Final Est. FY 2013-14	Council Approved FY 2014-15	Council Approved FY 2015-16
Salaries and Benefits	$	120,600	164,100	174,000
Maintenance and Operations		4,200	10,300	10,300
Applied Revenues		-	-	-
Activity Total	$	124,800	174,400	184,300

Fiscal Year Comparisons

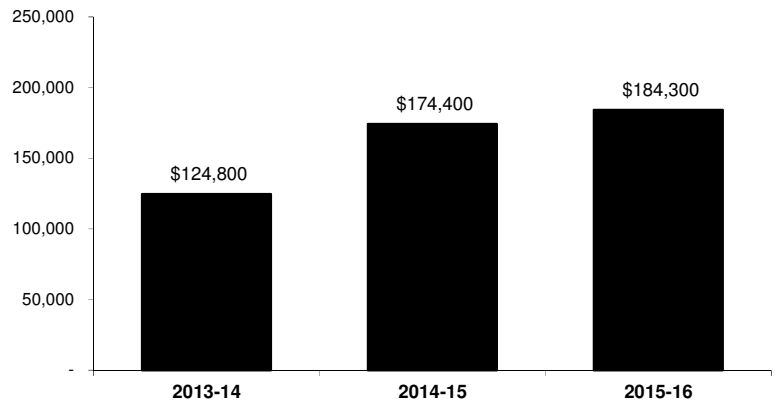

Planning Commission (4180)

Activity Detail

Acct No.	Description	Actual FY 2012-13	Mid-Year Budget FY 2013-14	Final Estimate FY 2013-14	Council Approved FY 2014-15	Council Approved FY 2015-16
111M	PLN Adm - Regular Salaries	$ 46,403	$ 51,500	$ 51,500	$ 64,300	$ 65,000
115Y	PLN Adm - PT Salaries	-	4,400	4,400	8,700	8,700
119M	PLN Adm - Applied Benefits	61,231	64,500	64,500	90,600	99,800
119Y	PLN Adm - PT Applied Benefits	-	200	200	500	500
	Total Salaries and Benefits	107,634	120,600	120,600	164,100	174,000
2200	Supplies	211	500	500	500	500
4210	Travel and Meetings	1,406	5,000	-	5,000	5,000
4220	Memberships	350	-	400	400	400
4250	Training	-	400	-	400	400
4400	Contractual Services/Stipends	3,588	4,000	3,300	4,000	4,000
	Total Maintenance and Operations	5,555	9,900	4,200	10,300	10,300
	- Activity Total -	$ 113,188	$ 130,500	$ 124,800	$ 174,400	$ 184,300

Building Regulation (4510)

The Building Regulation Division provides building and safety services to property owners and the development community. The City contracts with the Los Angeles County Department of Public Works to provide plan checking and building inspection services. This contract includes a Plan Checker for basic plan check services, and also two Building Inspectors that visit jobsites to confirm compliance with applicable codes and requirements. The Building Division is responsible for checking development plans, issuing permits for construction work, inspecting said work, and granting final approval, all the while answering Building Code related inquiries.

Activity Summary

		Final Est. FY 2013-14	Council Approved FY 2014-15	Council Approved FY 2015-16
Salaries and Benefits	$	348,700	394,700	417,600
Maintenance and Operations		615,700	682,700	682,700
Applied Revenues		(1,760,000)	(1,700,000)	(1,700,000)
Activity Total	$	(795,600)	(622,600)	(599,700)

Fiscal Year Comparisons

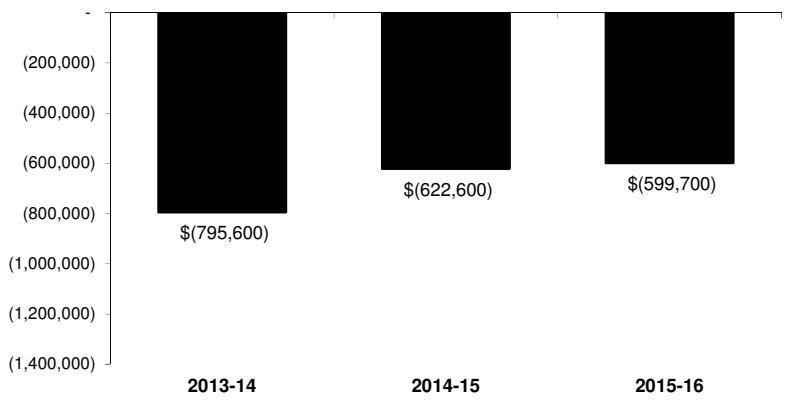

Building Regulation (4510)

Activity Detail

Acct No.	Description	Actual FY 2012-13	Mid-Year Budget FY 2013-14	Final Estimate FY 2013-14	Council Approved FY 2014-15	Council Approved FY 2015-16	
111B	CM - Regular Salaries	$ 7,912	$ 7,500	$ 7,500	$ 7,600	$ 7,600	
111L	CA - Regular Salaries	18,756	18,800	18,800	19,200	19,200	
111M	PLN Adm - Regular Salaries	123,705	133,800	133,800	141,900	143,400	
114M	PLN Adm - OT Pay	566	2,000	1,000	1,000	1,000	
115Y	PLN Adm - PT Salaries	16	1,500	1,500	2,900	2,900	
119B	CM - Applied Benefits	11,721	9,600	9,600	11,300	11,900	
119L	CA - Applied Benefits	6,734	8,800	8,800	10,600	11,100	
119M	PLN Adm - Applied Benefits	163,056	167,600	167,600	200,000	220,300	
119Y	PLN Adm - PT Applied Benefits	1	100	100	200	200	
	Total Salaries and Benefits	332,465	349,700	348,700	394,700	417,600	
2200	Supplies	1,642	1,200	1,200	1,200	1,200	
3400	Telephone	64	100	100	100	100	
4400	Contractual Services	971	88,500	3,000	5,000	5,000	*
4900	Intergovernmental Charges	682,980	670,000	605,000	670,000	670,000	
9300	Equipment Usage	6,400	6,400	6,400	6,400	6,400	
	Total Maintenance and Operations	692,056	766,200	615,700	682,700	682,700	
AF00	Building Inspection Fees	(2,203,763)	(1,500,000)	(1,760,000)	(1,700,000)	(1,700,000)	
	Total Applied Revenues	(2,203,763)	(1,500,000)	(1,760,000)	(1,700,000)	(1,700,000)	
	- Activity Total -	$ (1,179,241)	$ (384,100)	$ (795,600)	$ (622,600)	$ (599,700)	

* Additional detail on following page(s)

Building Regulation (4510) - Account Number Detail

Acct #4400	FY 2013-14	FY 2014-15	FY 2015-16
Miscellaneous Contractual Services	$ 1,000	$ 1,000	$ 1,000
Planning/Building Services	87,500	4,000	4,000
	$ 88,500	$ 5,000	$ 5,000

Public Works

The Public Works Department is responsible for developing, constructing, and maintaining the City's infrastructure, including the operation of the City owned water system in a safe and environmentally sensitive manner for the enhancement of the community. The City prides itself in having functional and well-maintained infrastructure. The department also continues to provide traffic signal maintenance to five neighboring cities. Additionally, the Public Works Department also administers the Capital Improvement Program through a combination of in-house engineering staff and professional engineering consultants.

Below is a chart showing the department's divisions. More detailed information is available on the following pages:

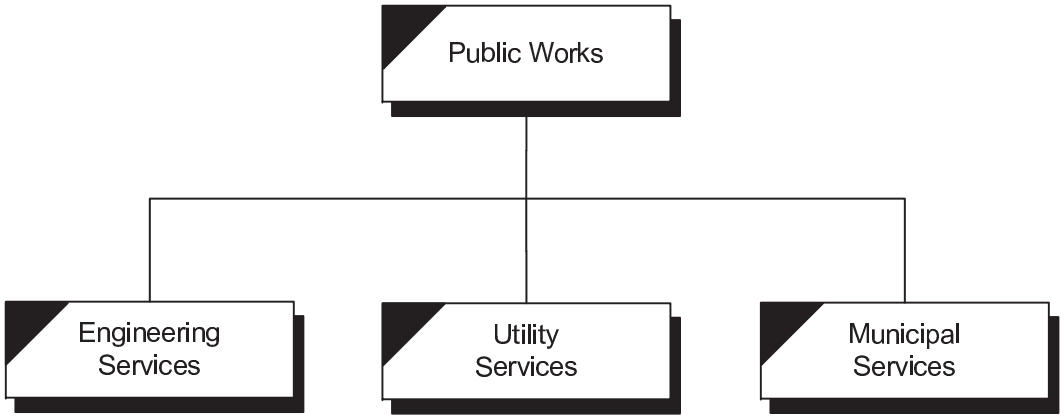

PUBLIC WORKS

FY 2014-15 & FY 2015-16 Approved Budget

Department Summary

Activity Name	Actual FY 2012-13	Mid-year Budget FY 2013-14	Final Estimate FY 2013-14	Council Approved FY 2014-15	Council Approved FY 2015-16
Engineering	$ 84,539	$ 728,400	$ 478,800	$ 628,200	$ 645,300
Municipal Services	5,404,431	5,761,000	5,647,000	6,035,300	6,214,500
Department Totals	$ 5,488,970	$ 6,489,400	$ 6,125,800	$ 6,663,500	$ 6,859,800

Engineering Services

FY 2014-15 & FY 2015-16

Position Summary

Full-Time Positions	Original FY 2013-14	Revised FY 2013-14	Change + or (-)	Approved FY 2014-15	Change + or (-)	Approved FY 2015-16	Change + or (-)
Associate Civil Engineer	1	1	-	1	-	1	-
Civil Engineering Assistant I	1	1	-	1	-	1	-
Civil Engineering Technician II	1	1	-	1	-	1	-
Director of Public Works	1	1	-	1	-	1	-
Public Works Department Secretary	1	1	-	1	-	1	-
Public Works Inspector I	1	1	-	1	-	1	-
Total Number of Full-Time Positions	6	6	-	6	-	6	-
Part-Time Benefitted Positions							
Administrative Clerk I	1	1	-	1	-	1	-
Total Number of Part-Time Benefitted Positions	1	1	-	1	-	1	-
Part-Time Non-Benefitted Hours							
Total Number of Hours	1,664	1,664	-	2,080	416	2,080	-

MUNICIPAL SERVICES

FY 2014-15 & FY 2015-16

Position Summary

Full-Time Positions	Original FY 2013-14	Revised FY 2013-14	Change + or (-)	Approved FY 2014-15	Change + or (-)	Approved FY 2015-16	Change + or (-)
Bus Driver III	1	1	-	1	-	1	-
Electrician	1	1	-	1	-	1	-
Facility Section Supervisor	1	1	-	1	-	1	-
Facility Specialist	3	3	-	3	-	3	-
Fleet Section Supervisor	1	1	-	1	-	1	-
Maintenance Worker	6	6	-	6	-	6	-
Mechanic II	2	2	-	2	-	2	-
Municipal Services Manager	1	1	-	1	-	1	-
Street & Grounds Maintenance Superintendent	1	1	-	1	-	1	-
Streets & Grounds Section Supervisor	1	1	-	1	-	1	-
Traffic & Lighting Superintendent	1	1	-	1	-	1	-
Traffic & Lighting Technician I	2	2	-	2	-	2	-
Traffic Signals Lighting Technician II	1	1	-	1	-	1	-
Transportation Services Supervisor	1	1	-	1	-	1	-
Tree Worker Specialist	1	1	-	1	-	1	-
Total Number of Full-Time Positions	24	24	-	24	-	24	-
Part-Time Benefitted Positions							
Bus Driver II	1	1	-	1	-	1	-
Total Number of Part-Time Benefitted Positions	1	1	-	1	-	1	-
Part-Time Non-Benefitted Hours							
Total Number of Hours	20,108	20,800	692	20,800	-	20,800	-

Engineering Services

The Engineering Services Division is responsible for the oversight and coordination of public improvements associated with developing projects and ensures that work conforms to City standards, including the enforcement of regulations regarding storm water pollution prevention. Furthermore the division issues both construction and excavation permits for all work within the public right-of-way. Approximately 120 excavation and 10 construction permits are issued on an annual basis. An average of 20 drainage plans are reviewed and plan-checked annually related to future development.

The Engineering Services Division is also responsible for the successful completion of capital improvement projects within the public right-of-way, including pavement rehabilitation of streets, curb and gutter repairs, signal and street lighting improvements, potable water improvements, reclaimed water improvements, signing and striping, as well as park and facility improvements. This includes the Traffic Commission which studies and evaluates traffic-related issues.

Below is a chart showing the department's activities. More detailed information is available on the following pages:

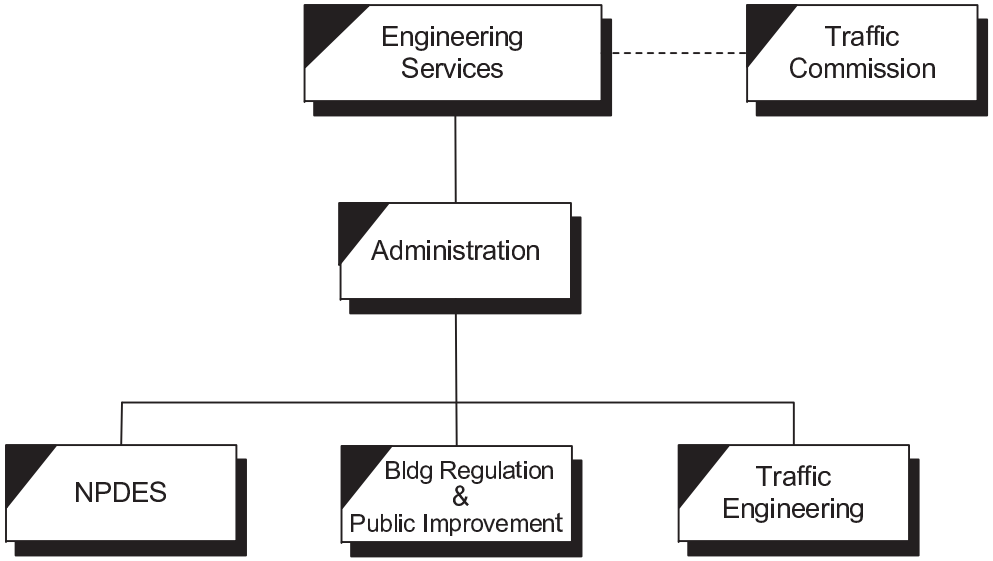

Engineering

FY 2014-15 & FY 2015-16 Approved Budget

Department Summary

Activity Number	Activity Name	Actual FY 2012-13	Mid-year Budget FY 2013-14	Final Estimate FY 2013-14	Council Approved FY 2014-15	Council Approved FY 2015-16
2415	Administration	$ (33,208)	$ 220,000	$ 214,900	$ 249,400	$ 256,000
2416	NPDES	60,447	310,000	116,500	174,300	175,600
4530	Building Regulation / Public Improvement	(151,290)	-	(85,100)	(38,500)	(31,000)
5212	Traffic Commission	12,093	13,400	11,500	13,700	14,100
5210	Traffic Engineering	196,497	185,000	221,000	229,300	230,600
Division Total		$ 84,539	$ 728,400	$ 478,800	$ 628,200	$ 645,300

Engineering Administration (2415)

Administration sets policies and standards for the department and provides guidance and direction to the individual divisions and sections of the department. Administration prepares and monitors the department's budget and performance standards and prepares special reports for the City Council and Traffic Commission. Administration establishes goals, policies and procedures; provides long range public works planning; and conducts employee safety training. Administration also coordinates the department's response to over 4,000 citizen requests each year.

Activity Summary

		Final Est. FY 2013-14	Council Approved FY 2014-15	Council Approved FY 2015-16
Salaries and Benefits	$	130,300	167,700	174,100
Maintenance and Operations		105,000	123,700	124,000
Applied Revenues		(20,400)	(42,000)	(42,100)
Activity Total	$	214,900	249,400	256,000

Fiscal Year Comparisons

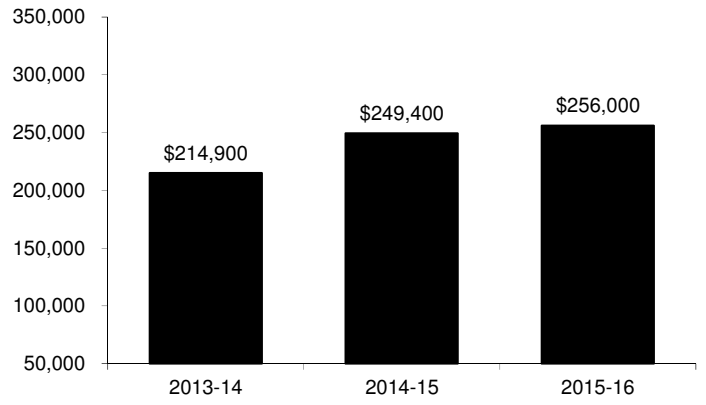

Engineering Administration (2415)

Activity Detail

Acct No.	Description	Actual FY 2012-13	Mid-Year Budget FY 2013-14	Final Estimate FY 2013-14	Council Approved FY 2014-15	Council Approved FY 2015-16	
111E	PW Adm - Regular Salaries	$ 32,133	$ 54,700	$ 48,000	$ 59,500	$ 59,500	
115S	PW Adm - PT Salaries	25,986	14,300	8,000	14,300	14,400	
115U	CS Rec - PT Salaries	94	-	200	-	-	
119E	PW Adm - Applied Benefits	48,690	82,400	72,500	91,300	97,500	
119S	PW Adm - PT Applied Benefits	2,124	2,700	1,500	2,600	2,700	
119U	CS Rec - PT Applied Benefits	21	-	100	-	-	
	Total Salaries and Benefits	109,048	154,100	130,300	167,700	174,100	
2200	Supplies	7,637	8,000	8,700	8,200	8,200	
3400	Telephone	1,163	1,200	600	700	1,000	
4100	Advertising	3,820	4,000	4,000	4,000	4,000	
4210	Travel and Meetings	802	800	100	800	800	
4220	Memberships	742	800	900	1,000	1,000	
4250	Training	-	2,000	1,200	2,000	2,000	
4400	Contractual Services	47,303	88,500	85,000	102,500	102,500	*
9300	Equipment Usage	4,500	4,500	4,500	4,500	4,500	
9500	Duplication Charges	-	200	-	-	-	
	Total Maintenance and Operations	65,968	110,000	105,000	123,700	124,000	
BD00	Maps & Publications	-	(100)	-	(100)	(100)	
BH00	Miscellaneous Fees	(10,386)	(4,000)	(500)	(2,000)	(2,000)	
CJ00	CMP Mitigation Contributions	(197,838)	(40,000)	(10,000)	(30,000)	(30,000)	
HE02	Trans from Comm Fac Distr 2002-1	-	-	(3,300)	(3,300)	(3,300)	
HE04	Trans from Comm Fac Distr 2004-1	-	-	(6,600)	(6,600)	(6,700)	
	Total Applied Revenues	(208,224)	(44,100)	(20,400)	(42,000)	(42,100)	
	- Activity Total -	$ (33,208)	$ 220,000	$ 214,900	$ 249,400	$ 256,000	

* Additional detail on following page(s)

Engineering Administration (2415) - Account Number Detail

Acct #4400	FY 2013-14	FY 2014-15	FY 2015-16
Lanier Copier	$ 3,000	$ 3,000	$ 3,000
Engineering Assistance	61,000	75,000	75,000
Heritage Springs Assess District Services	7,500	7,500	7,500
Community Facilities District Services	13,000	13,000	13,000
Various Equipment Maintenance	4,000	4,000	4,000
	$ 88,500	$ 102,500	$ 102,500

NPDES (2416)

National Pollutant Discharge Elimination System is a program that mitigates pollutant discharge to bodies of water from the storm drain system. The State of California issues permits to local agencies and counties that allow them to discharge water through the storm drain system into larger bodies of water, such as lakes and oceans. Strict guidelines and regulations are in place to limit pollutants from entering into the larger bodies of water. There are a myriad of requirements associated with the NPDES Permit and ongoing environmental checkpoints that must be adhered to.

Activity Summary

		Final Est. FY 2013-14	Council Approved FY 2014-15	Council Approved FY 2015-16
Salaries and Benefits	$	82,900	94,600	98,200
Maintenance and Operations		151,000	255,200	254,200
Applied Revenues		(117,400)	(175,500)	(176,800)
Activity Total	$	116,500	174,300	175,600

Fiscal Year Comparisons

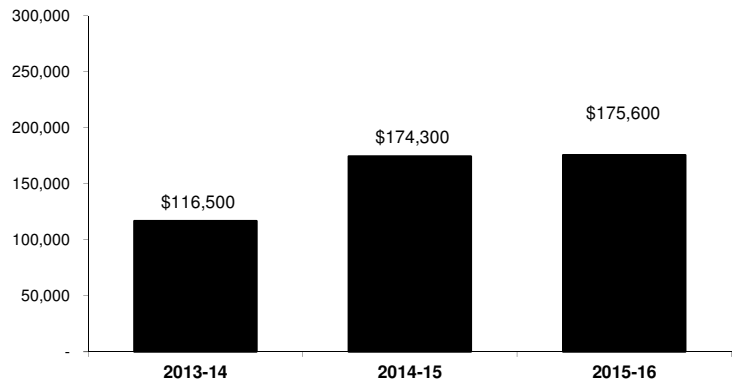

NPDES (2416)

Activity Detail

Acct No.	Description	Actual FY 2012-13	Mid-Year Budget FY 2013-14	Final Estimate FY 2013-14	Council Approved FY 2014-15	Council Approved FY 2015-16	
111E	PW Adm - Regular Salaries	$ 17,353	$ 16,900	$ 18,600	$ 17,700	$ 17,700	
111F	PW Mtc - Regular Salaries	14,602	19,100	14,500	19,600	19,600	
115S	PW Adm - PT Salaries	1,585	500	1,200	500	500	
115T	PW Mtc - PT Salaries	251	1,300	500	1,300	1,300	
119E	PW Adm - Applied Benefits	26,367	25,500	28,000	27,100	28,900	
119F	PW Mtc - Applied Benefits	18,781	25,300	19,200	27,600	29,400	
119S	PW Adm - PT Applied Benefits	1,307	400	800	400	400	
119T	PW Mtc - PT Applied Benefits	13	100	100	400	400	
	Total Salaries and Benefits	80,258	89,100	82,900	94,600	98,200	
2200	Supplies	14	200	200	400	400	
4210	Travel and Meetings	-	100	100	200	200	
4250	Training	-	1,000	100	4,000	3,000	
4900	Intergovernmental Charges	45,747	300,000	150,000	250,000	250,000	*
9300	Equipment Usage	600	600	600	600	600	
9500	Duplication Charges	-	100	-	-	-	
	Total Maintenance and Operations	46,361	302,000	151,000	255,200	254,200	
AI00	Inspection Fees/Storm Drain Connection	(2,492)	(1,200)	(1,000)	(1,200)	(1,200)	
BH00	Miscellaneous Fees	-	(100)	-	(100)	(100)	
HW00	Transfer from Water Utility	(63,680)	(79,800)	(116,400)	(174,200)	(175,500)	
	Total Applied Revenues	(66,172)	(81,100)	(117,400)	(175,500)	(176,800)	
	- Activity Total -	$ 60,447	$ 310,000	$ 116,500	$ 174,300	$ 175,600	

* Additional detail on following page(s)

NPDES (2416) - Account Number Detail

Acct #4900	2013-14	2014-15	2015-16
Catch Basin Cleaning	$ 15,000	$ 18,000	$ 18,000
CPR Membership Dues	15,000	15,000	15,000
Litigation	7,500	-	-
Lower San Gabriel River Watershed Mgmt	27,000	27,000	27,000
MS4 Permit & TMDL	225,500	180,000	180,000
NPDES City Permit	10,000	10,000	10,000
	$ 300,000	$ 250,000	$ 250,000

Building Regulation/Public Improvements (4530)

In conjunction with development within the City, certain public improvements are required by property owners. The requirements imposed vary by location, type of project and necessity for public infrastructure within the given area. In order to ensure that all improvements are in accordance with given local, state and federal statutes, plan checking services are provided by City staff as well as subsequent inspection of such installations.

Activity Summary

		Final Est. FY 2013-14	Council Approved FY 2014-15	Council Approved FY 2015-16
Salaries and Benefits	$	181,000	204,500	212,000
Maintenance and Operations		10,100	18,000	18,000
Applied Revenues		(276,200)	(261,000)	(261,000)
Activity Total	$	(85,100)	(38,500)	(31,000)

Fiscal Year Comparisons

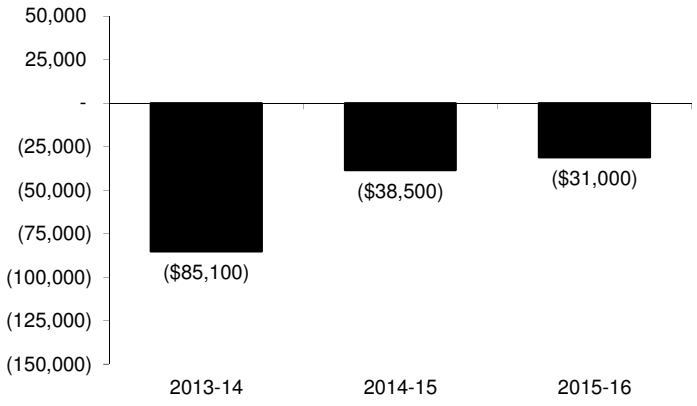

Building Regulation/Public Improvements (4530)

Activity Detail

Acct No.	Description	Actual FY 2012-13	Mid-Year Budget FY 2013-14	Final Estimate FY 2013-14	Council Approved FY 2014-15	Council Approved FY 2015-16	
111E	PW Adm - Regular Salaries	$ 64,628	$ 68,100	$ 65,000	$ 71,400	$ 71,400	
114E	PW Adm - OT Pay	11,107	15,000	15,000	15,000	15,000	
115S	PW Adm - PT Salaries	450	7,200	2,500	7,200	7,200	
119E	PW Adm - Applied Benefits	97,936	102,600	98,000	109,600	117,000	
119S	PW Adm - PT Applied Benefits	371	1,300	500	1,300	1,400	
	Total Salaries and Benefits	174,493	194,200	181,000	204,500	212,000	
2200	Supplies	362	1,000	1,000	1,400	1,400	*
4400	Contractual Services	-	4,000	5,000	10,000	10,000	
4900	Intergovernmental Charges	-	3,000	500	3,000	3,000	
9300	Equipment Usage	3,600	3,600	3,600	3,600	3,600	
	Total Maintenance and Operations	3,962	11,600	10,100	18,000	18,000	
AC00	Excavation Permits	(175,700)	(124,000)	(225,000)	(180,000)	(180,000)	
BB00	Final Map Checking Fees	(933)	(2,000)	(4,000)	(4,000)	(4,000)	
BC00	Plan Check & Inspection Fees	(161,612)	(75,000)	(45,000)	(75,000)	(75,000)	
BH00	Miscellaneous Fees	-	(4,800)	(1,000)	(1,000)	(1,000)	
CB00	Property Owner Contribution	8,500	-	(1,200)	(1,000)	(1,000)	
		(329,745)	(205,800)	(276,200)	(261,000)	(261,000)	
	- Activity Total -		$ -	$ (85,100)	$ (38,500)	$ (31,000)	

* Additional detail on following page(s)

Building Regulation/Public Improvements (4530) - Account Number Detail

Acct #2200	FY 2013-14	FY 2014-15	FY 2015-16
Uniforms	$ 600	$ 600	$ 600
Photo Supplies	200	300	300
Misc.	200	500	500
	$ 1,000	$ 1,400	$ 1,400

Traffic Engineering (5210)

The Traffic Engineering activity oversees traffic control facilities within the City. This includes the plans and designs of traffic signals, street lights and other warning lighting to provide efficient operations of the City's traffic control system. Also included is the participation in the 91/605 Major Corridor Study.

Activity Summary

		Final Est. FY 2013-14	Council Approved FY 2014-15	Council Approved FY 2015-16
Salaries and Benefits	$	48,700	36,100	37,400
Maintenance and Operations		177,700	193,200	193,200
Applied Revenues		(5,400)	-	-
Activity Total	$	221,000	229,300	230,600

Fiscal Year Comparisons

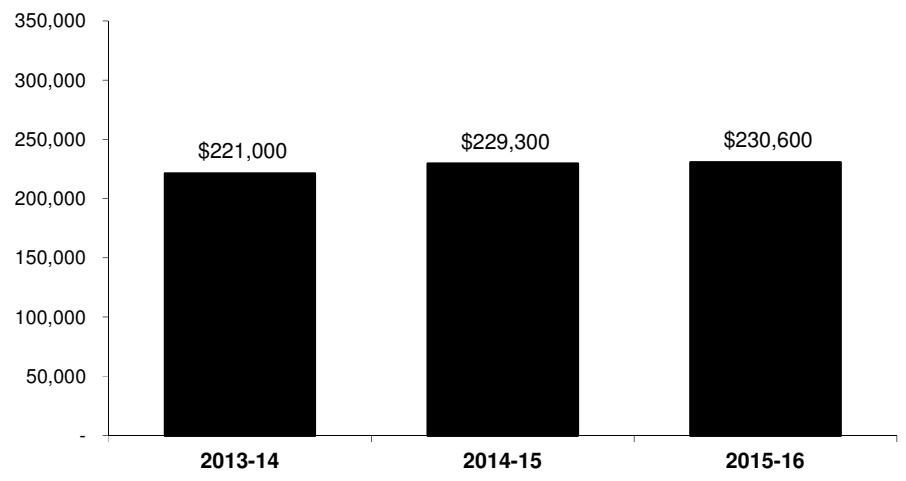

Traffic Engineering (5210)

Activity Detail

Acct No.	Description	Actual FY 2012-13	Mid-Year Budget FY 2013-14	Final Estimate FY 2013-14	Council Approved FY 2014-15	Council Approved FY 2015-16	
111E	PW Adm - Regular Salaries	$ 26,926	$ 11,800	$ 18,000	$ 12,100	$ 12,100	
114E	PW Adm - OT Pay	-	100	100	100	100	
115S	PW Adm - PT Salaries	15,104	2,200	2,100	3,600	3,600	
119E	PW Adm - Applied Benefits	40,919	17,900	27,000	18,600	19,800	
119S	PW Adm - PT Applied Benefits	2,830	1,600	1,500	1,700	1,800	
	Total Salaries and Benefits	85,779	33,600	48,700	36,100	37,400	
2200	Supplies	30	700	1,100	1,200	1,200	
4210	Travel and Meetings	6	500	100	500	500	
4220	Memberships	-	200	-	-	-	
4400	Contractual Services	40,582	75,000	107,000	117,000	117,000	*
4900	Intergovernmental Charges	65,600	70,000	65,000	70,000	70,000	*
9300	Equipment Usage	4,500	4,500	4,500	4,500	4,500	
9500	Duplication Charges	-	500	-	-	-	
	Total Maintenance and Operations	110,718	151,400	177,700	193,200	193,200	
FA00	Fines/Vehicle Code	-	-	(5,400)	-	-	
	Total Applied Revenues	-	-	(5,400)	-	-	
	- Activity Total -	$ 196,497	$ 185,000	$ 221,000	$ 229,300	$ 230,600	

* Additional detail on following page(s)

Traffic Engineering (5210) - Account Number Detail

Acct #4400	FY 2013-14	FY 2014-15	FY 2015-16
Traffic Engineering Assistance	$ 75,000	$ 117,000	$ 117,000
	$ 75,000	$ 117,000	$ 117,000

Acct #4900	FY 2013-14	FY 2014-15	FY 2015-16
Miscellaneous Charges	$ 4,400	$ 4,400	$ 4,400
Payment to COG for 91/605/405 Study	20,000	20,000	20,000
I-5 Consortium JPA Membership	45,600	45,600	45,600
	$ 70,000	$ 70,000	$ 70,000

Municipal Services

The Municipal Services division is responsible for efficiently maintaining the City's infrastructure which consists of facilities, streets, signals and lighting and fleet. The City prides itself in having functional and well-maintained infrastructures. In addition, transportation services are provided to the community in a safe and efficient manner. The division also continues to provide traffic signal maintenance to five neighboring cities.

Below is a chart showing the department's activities. More detailed information is available on the following pages:

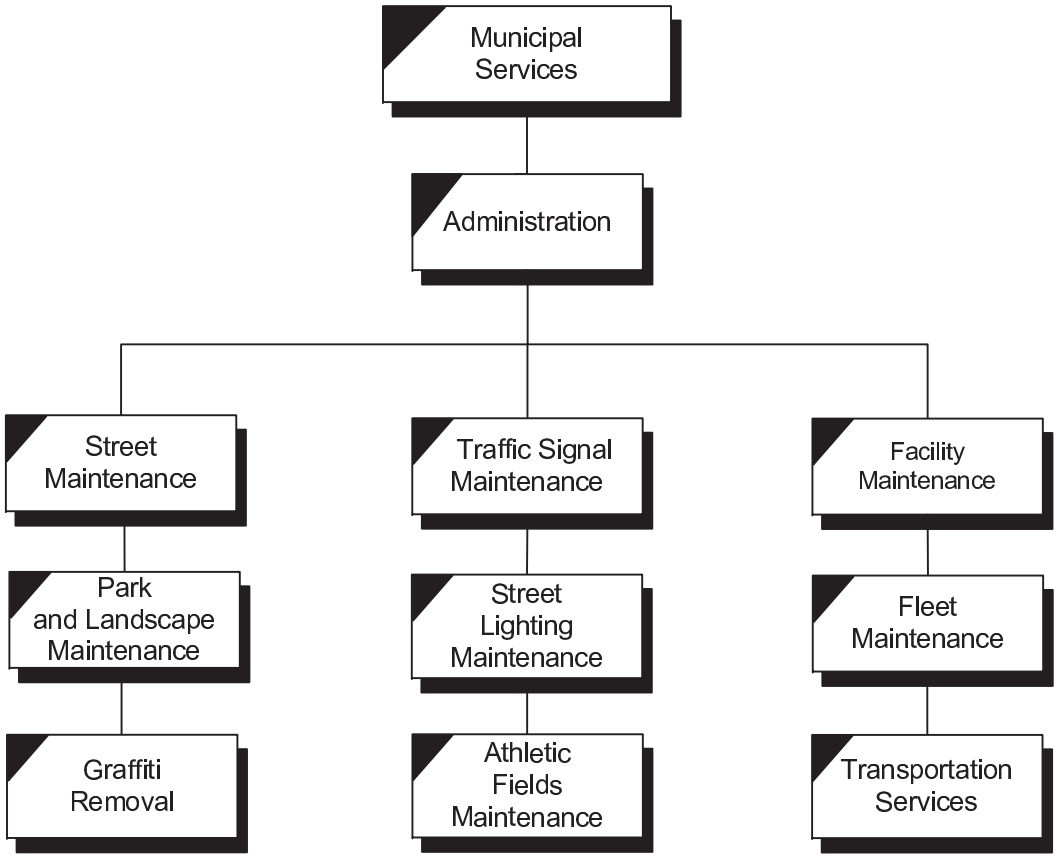

Municipal Services

FY 2014-15 & FY 2015-16 Approved Budget

Department Summary

Activity Number	Activity Name	Actual FY 2012-13	Mid-Year Budget FY 2013-14	Final Estimate FY 2013-14	Council Approved FY 2014-15	Council Approved FY 2015-16
2410	Administration	$ 70,815	$ 159,700	$ 72,600	$ 167,100	$ 172,200
2420	Equipment Maintenance	275,121	331,800	267,700	372,500	384,600
2440	Municipal Services Yard	117,054	103,700	134,400	135,300	138,200
2690	Bldg. and Ground Mtc.-City Hall Area	415,779	372,200	393,600	335,700	338,700
4340	Graffiti Removal - City Area	205,574	300,600	295,200	312,300	319,300
5100	Transit Services	-	-	-	-	-
5200	Norwalk/SFS Transportation Center	-	-	-	-	-
5310	Street Maintenance/General	188,005	291,200	237,800	264,300	286,600
5330	Street Maintenance/Tree Maintenance	-	-	-	-	-
5340	Street Maintenance/Landscape Mtc.	843,585	877,600	910,700	961,100	1,029,800
5360	Street Maintenance/Signs & Striping	(12,983)	-	-	9,600	12,300
5410	Traffic Signal Mtc-Santa Fe Springs	304,637	291,300	312,300	308,600	315,900
5420	Traffic Signal Mtc-Contract Cities	(667)	(39,400)	(21,700)	(17,800)	(24,000)
5500	Street Lighting Maintenance	490,732	487,500	475,900	483,600	495,500
6121	Park Maintenance-Santa Fe Springs Park	206,970	225,600	217,400	225,200	228,500
6122	Park Maintenance-Los Nietos Park	207,899	217,800	210,300	216,800	219,500
6123	Park Maintenance-Little Lake Park	143,157	145,700	142,600	146,700	147,900
6124	Park Maintenance-Lakeview Park	110,065	105,700	101,100	106,400	107,800
6125	Park Maintenance-SFS Athletic Fields	129,969	171,100	201,700	163,600	165,100
6126	Park Maintenance-Lake Ctr & BW Ctr	165,859	168,700	161,000	176,000	178,100
6127	Park Maintenance-Heritage Park	141,504	189,100	180,700	202,400	206,900
6128	Park Maintenance-Sculpture Gardens	98,738	81,100	91,400	86,000	88,200
6130	Park Maintenance-Ball Fields	115,855	78,700	57,900	96,900	100,500
6131	Park Maintenance-Activity Center	87,271	105,300	109,800	104,400	105,500
6135	Park Maintenance-Town Center Hall	111,238	122,800	127,600	127,700	129,300
6136	Park Maintenance-Clarke Estate	204,191	179,800	205,300	186,100	188,700
6150	Park Maintenance-Center Court	17,515	34,100	26,400	38,000	38,500
6180	Park Maintenance-Parkettes/Community Gardens	57,975	67,800	51,800	72,600	73,400
6195	Park Maintenance-Aquatic Center	207,884	206,800	184,300	219,400	223,000
6590	Bldg & Grounds Mtc- Library	97,976	93,100	105,700	101,400	103,900
7190	Bldg & Grounds Mtc - Gus Velasco Neighborhood Center	207,928	183,700	213,900	218,700	222,500
7390	Bldg & Grounds Mtc - Child Care Centers	194,785	207,900	179,600	214,700	218,100
Division Totals		5,404,431	5,761,000	5,647,000	6,035,300	6,214,500

Maintenance Administration (2410)

The Maintenance Administration activity provides the administrative and financial support for the maintenance activities.

Activity Summary

		Final Est. FY 2013-14	Council Approved FY 2014-15	Council Approved FY 2015-16
Salaries and Benefits	$	61,300	152,500	157,600
Maintenance and Operations		11,300	14,600	14,600
Applied Revenues		-	-	-
Activity Total	$	72,600	167,100	172,200

Fiscal Year Comparisons

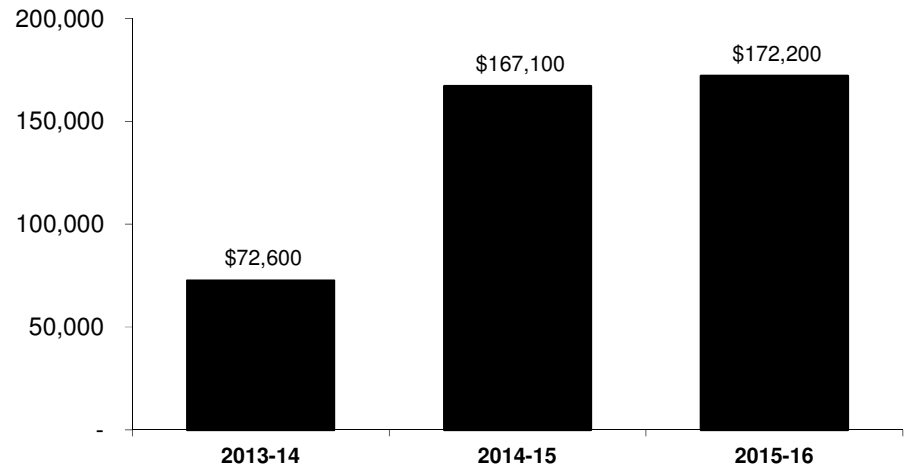

Maintenance Administration (2410)

Activity Detail

Acct No.	Description	Actual FY 2012-13	Mid-Year Budget FY 2013-14	Final Estimate FY 2013-14	Council Approved FY 2014-15	Council Approved FY 2015-16
111F	PW Mtc - Regular Salaries	$ 21,578	$ 56,900	$ 21,000	$ 57,600	$ 57,600
115T	PW Mtc - PT Salaries	-	-	-	400	400
115U	CS Rec - PT Salaries	-	-	300	-	-
116F	PW Mtc - Standby Pay	12,660	13,000	12,500	13,000	13,000
119F	PW Mtc - Applied Benefits	27,727	75,200	27,500	81,400	86,500
119T	PW Mtc - PT Applied Benefits	-	-	-	100	100
	Total Salaries and Benefits	61,964	145,100	61,300	152,500	157,600
2200	Supplies	1,507	5,000	2,500	5,000	5,000
3400	Telephone	2,557	3,300	2,500	3,300	3,300
4210	Travel and Meetings	-	300	100	300	300
4220	Memberships	-	500	500	500	500
4250	Training	1,270	1,500	1,300	1,500	1,500
4400	Contractual Services	1,517	2,000	2,400	2,000	2,000
9300	Equipment Usage	2,000	2,000	2,000	2,000	2,000
	Total Maintenance and Operations	8,851	14,600	11,300	14,600	14,600
	- Activity Total -	$ 70,815	$ 159,700	$ 72,600	$ 167,100	$ 172,200

Equipment Maintenance (2420)

The Equipment Maintenance Division activity maintains and repairs all the City equipment, approximately 200 vehicles. This includes the repairs on a diverse range of conventional and alternate fueled vehicles and equipment.

Activity Summary

		Final Est. FY 2013-14	Council Approved FY 2014-15	Council Approved FY 2015-16
Salaries and Benefits	$	437,400	498,700	516,900
Maintenance and Operations		(165,700)	(123,200)	(129,300)
Applied Revenues		(4,000)	(3,000)	(3,000)
Activity Total	$	267,700	372,500	384,600

Fiscal Year Comparisons

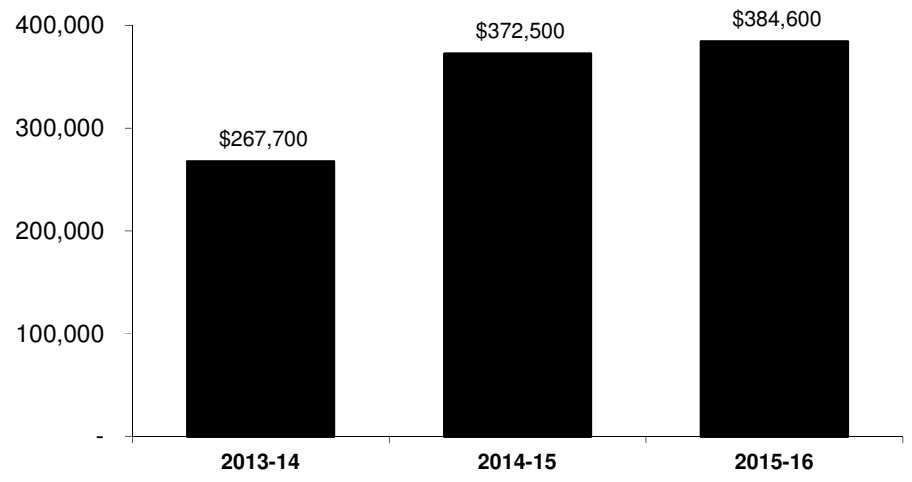

Equipment Maintenance (2420)

Activity Detail

Acct No.	Description	Actual FY 2012-13	Mid-Year Budget FY 2013-14	Final Estimate FY 2013-14	Council Approved FY 2014-15	Council Approved FY 2015-16	
111F	PW Mtc - Regular Salaries	$ 191,632	$ 199,000	$ 187,000	$ 203,900	$ 203,900	
114F	PW Mtc - OT Pay	686	500	800	5,000	5,000	
116F	PW Mtc - Standby Pay	1,540	1,600	2,200	1,800	1,800	
119F	PW Mtc - Applied Benefits	246,401	263,300	247,400	288,000	306,200	
	Total Salaries and Benefits	440,259	464,400	437,400	498,700	516,900	
2200	Supplies	462,548	450,000	425,000	462,000	462,000	*
3100	Electricity	9,260	9,000	6,000	8,000	8,500	
3200	Natural Gas	692	1,400	400	500	500	
3300	Water	1,135	1,400	1,300	1,300	1,400	
4210	Travel and Meetings	75	500	500	500	500	
4220	Memberships	-	800	500	800	800	
4250	Training	-	1,000	-	1,000	1,000	
4400	Contractual Services	52,511	82,900	82,000	82,900	76,200	*
4900	Intergovernmental Charges	1,385	2,400	1,200	2,400	2,400	*
8810	Principal	-	5,300	-	-	-	
8820	Interest	-	600	-	-	-	
9300	Equipment Usage	(691,400)	(687,900)	(682,600)	(682,600)	(682,600)	
	Total Maintenance and Operations	(163,794)	(132,600)	(165,700)	(123,200)	(129,300)	
BR00	Damage to City Property	(1,344)	-	-	-	-	
GA00	Sale of Property	-	-	(4,000)	(3,000)	(3,000)	
	Total Applied Revenues	(1,344)	-	(4,000)	(3,000)	(3,000)	
	- Activity Total -	$ 275,121	$ 331,800	$ 267,700	$ 372,500	$ 384,600	

* Additional detail on following page(s)

Equipment Maintenance (2420) - Account Number Detail

Acct #2200	FY 2013-14	FY 2014-15	FY 2015-16
Fuel only - General Government	$ 176,000	$ 180,000	$ 180,000
- Police	194,000	202,000	202,000
Repair Parts, Oil, Tires, Misc. Supplies	80,000	80,000	80,000
	$ 450,000	$ 462,000	$ 462,000

Acct #4400	FY 2013-14	FY 2014-15	FY 2015-16
Accident Repairs	$ 18,000	$ 18,000	$ 18,000
Smogs	1,700	1,700	1,700
Garage Software Programs	13,500	13,500	5,000
Towels (Wash Rack)	3,000	3,000	3,000
Safety Clean	2,400	2,400	2,400
Towing	600	600	600
Fire Extinguisher	1,500	1,500	1,500
UST Inspections	2,500	2,500	2,500
Radio Frequency Lease	1,500	1,500	1,500
Transmission Repairs, Repaint Trucks, Broken Windshields, etc.	38,200	38,200	40,000
	$ 82,900	$ 82,900	$ 76,200

Acct #4900	FY 2013-14	FY 2014-15	FY 2015-16
UST	$ 1,200	$ 1,200	$ 1,200
Board of Equalization	1,200	1,200	1,200
	$ 2,400	$ 2,400	$ 2,400

Municipal Services Yard (2440)

The Municipal Services Yard activity provides for the maintenance of the Municipal Services Yard and buildings, including landscape and janitorial services.

Activity Summary

		Final Est. FY 2013-14	Council Approved FY 2014-15	Council Approved FY 2015-16
Salaries and Benefits	$	43,300	41,900	43,600
Maintenance and Operations		91,100	93,400	94,600
Applied Revenues		-	-	-
Activity Total	$	134,400	135,300	138,200

Fiscal Year Comparisons

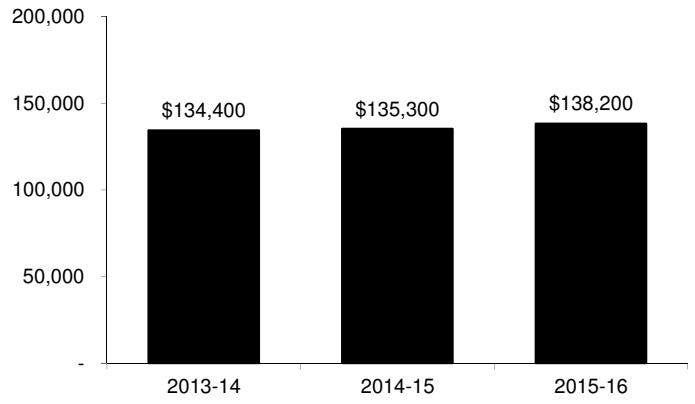

Municipal Services Yard (2440)

Activity Detail

Acct No.	Description	Actual FY 2012-13	Mid-Year Budget FY 2013-14	Final Estimate FY 2013-14	Council Approved FY 2014-15	Council Approved FY 2015-16	
111F	PW Mtc - Regular Salaries	$ 21,418	$ 15,100	$ 17,900	$ 16,600	$ 16,600	
114F	PW Mtc - OT Pay	262	500	1,000	1,000	1,000	
114T	PW Mtc - PT OT Pay	-	-	100	100	100	
115T	PW Mtc - PT Salaries	154	500	600	600	700	
119F	PW Mtc - Applied Benefits	27,537	20,000	23,600	23,400	25,000	
119T	PW Mtc - PT Applied Benefits	8	100	100	200	200	
	Total Salaries and Benefits	49,379	36,200	43,300	41,900	43,600	
2200	Supplies	13,300	15,500	15,500	15,500	15,500	*
3100	Electricity	13,890	13,000	28,600	30,000	30,000	
3200	Natural Gas	805	800	1,700	1,800	1,900	
3300	Water	1,702	1,800	2,600	2,700	2,800	
3400	Telephone	14,837	12,000	18,300	19,000	20,000	
4400	Contractual Services	18,141	19,400	19,400	19,400	19,400	*
9300	Equipment Usage	5,000	5,000	5,000	5,000	5,000	
	Total Maintenance and Operations	67,675	67,500	91,100	93,400	94,600	
	- Activity Total -	$ 117,054	$ 103,700	$ 134,400	$ 135,300	$ 138,200	

* Additional detail on following page(s)

Municipal Services Yard (2440) - Account Number Detail

Acct #2200	FY 2013-14	FY 2014-15	FY 2015-16
Irrigation Supplies	$ 1,500	$ 1,500	$ 1,500
Janitorial Supplies	2,500	2,500	2,500
Holiday Supplies	1,300	1,300	1,300
Operating Supplies	3,600	3,600	3,600
Locks and Cores	3,000	3,000	3,000
Lamps & Electrical	3,600	3,600	3,600
	$ 15,500	$ 15,500	$ 15,500

Acct #4400	FY 2013-14	FY 2014-15	FY 2015-16
Misc Equipment	$ 1,000	$ 1,000	$ 1,000
HVAC Maintenance	1,500	1,500	1,500
Landscape Maintenance Contract	6,100	6,100	6,100
Misc Contracts	700	700	700
Janitorial Services	7,500	7,500	7,500
Alarm Monitoring	1,600	1,600	1,600
Copier Maintenance	1,000	1,000	1,000
	$ 19,400	$ 19,400	$ 19,400

Building and Grounds Mtc - City Hall Area (2690)

The Building and Grounds Maintenance - City Hall Area activity provides for the costs of maintaining the City Hall, including janitorial, tree trimming, utilities, landscape, and facility maintenance. It also includes the maintenance of the Plaza and Soaring Dreams fountain areas.

Activity Summary

		Final Est. FY 2013-14	Council Approved FY 2014-15	Council Approved FY 2015-16
Salaries and Benefits	$	85,000	69,800	72,600
Maintenance and Operations		308,600	265,900	266,100
Applied Revenues		-	-	-
Activity Total	$	393,600	335,700	338,700

Fiscal Year Comparisons

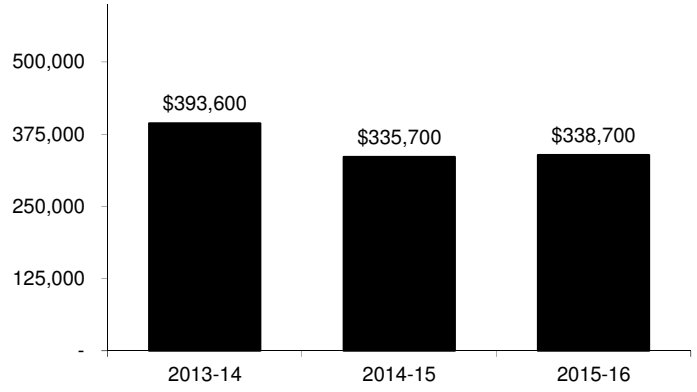

Building and Grounds Maintenance - City Hall Area (2690)

Activity Detail

Acct No.	Description	Actual FY 2012-13	Mid-Year Budget FY 2013-14	Final Estimate FY 2013-14	Council Approved FY 2014-15	Council Approved FY 2015-16	
111F	PW Mtc - Regular Salaries	$ 29,054	$ 26,800	$ 33,200	$ 28,100	$ 28,200	
114F	PW Mtc - OT Pay	17,017	1,000	7,500	2,000	2,000	
115T	PW Mtc - PT Salaries	45	-	300	-	-	
119F	PW Mtc - Applied Benefits	37,354	35,400	44,000	39,700	42,400	
119T	PW Mtc - PT Applied Benefits	2	-	-	-	-	
	Total Salaries and Benefits	83,472	63,200	85,000	69,800	72,600	
2200	Supplies	43,505	38,500	32,900	38,500	38,500	*
3100	Electricity	88,636	95,000	92,400	65,000	65,000	*
3200	Natural Gas	2,409	3,000	3,400	3,500	3,700	
3300	Water	18,165	20,000	14,900	14,000	14,000	*
3400	Telephone	1,997	1,700	2,000	2,000	2,000	
4400	Contractual Services	175,100	148,300	162,000	141,900	141,900	*
4800	Construction	1,495	1,500	-	-	-	
9300	Equipment Usage	1,000	1,000	1,000	1,000	1,000	
	Total Maintenance and Operations	332,308	309,000	308,600	265,900	266,100	
	- Activity Total -	$ 415,779	$ 372,200	$ 393,600	$ 335,700	$ 338,700	

* Additional detail on following page(s)

Building and Grounds Maintenance - City Hall Area (2690) - Account Number Detail

Acct #2200	FY 2013-14	FY 2014-15	FY 2015-16
Irrigation Supplies	$ 1,000	$ 1,000	$ 1,000
Plant Replacement	7,500	7,500	7,500
Paper Products	4,000	4,000	4,000
Painting Supplies	1,800	1,800	1,800
Janitorial Supplies	5,800	5,800	5,800
Floor Care Products	700	700	700
Plastic Liners	500	500	500
Small Tools and Equip	1,500	1,500	1,500
Locks and Cores	3,500	3,500	3,500
Holiday Decorations	1,200	1,200	1,200
HVAC Supplies	2,500	2,500	2,500
Soaring Dreams Supplies	8,500	8,500	8,500
	$ 38,500	$ 38,500	$ 38,500

Acct #3100	FY 2013-14	FY 2014-15	FY 2015-16
City Hall	$ 65,000	$ 65,000	$ 65,000
Soaring Dreams (6 Hrs. Daily)	30,000	-	-
	$ 95,000	$ 65,000	$ 65,000

Acct #3300	FY 2013-14	FY 2014-15	FY 2015-16
City Hall	$ 14,000	$ 14,000	$ 14,000
Soaring Dreams	6,000	-	-
	$ 20,000	$ 14,000	$ 14,000

Acct #4400	FY 2013-14	FY 2014-15	FY 2015-16
Landscape Maintenance Service	$ 80,000	$ 80,000	$ 80,000
Window Cleaning Contract	1,900	1,900	1,900
Carpet Cleaning	1,800	1,800	1,800
Elevator Services	1,400	1,400	1,400
Fire Sprinkler Inspections	600	600	600
Misc Contract Repairs	2,000	2,000	2,000
HVAC Maintenance	1,000	1,000	1,000
Roof Repair	1,500	1,500	1,500
Physical Fitness Equip Mtc	3,300	3,300	3,300
Soaring Dreams Pool Service	6,400	-	-
Soaring Dreams Colors	6,200	6,200	6,200
Janitorial Services	33,000	33,000	33,000
Painting	1,800	1,800	1,800
Annual Color Change	7,400	7,400	7,400
	$ 148,300	$ 141,900	$ 141,900

Graffiti Removal - City Area (4340)

The Graffiti Removal activity provides for the removal of graffiti within the City. City facilities and parks are routinely inspected for graffiti and when found, graffiti is removed. The activity includes graffiti removal on private property that can be seen from the street. It also includes graffiti on light poles, utility boxes, sidewalks, and curb faces. Graffiti is removed from all the City's major corridors (streets) on a regularly scheduled basis. The City also maintains a 24-hour graffiti hotline where residents can call to report graffiti. The Los Angeles County component of the program ended in April of 2013

Activity Summary

		Final Est. FY 2013-14	Council Approved FY 2014-15	Council Approved FY 2015-16
Salaries and Benefits	$	137,500	167,400	174,300
Maintenance and Operations		157,700	145,400	145,500
Applied Revenues		-	(500)	(500)
Activity Total	$	295,200	312,300	319,300

Fiscal Year Comparisons

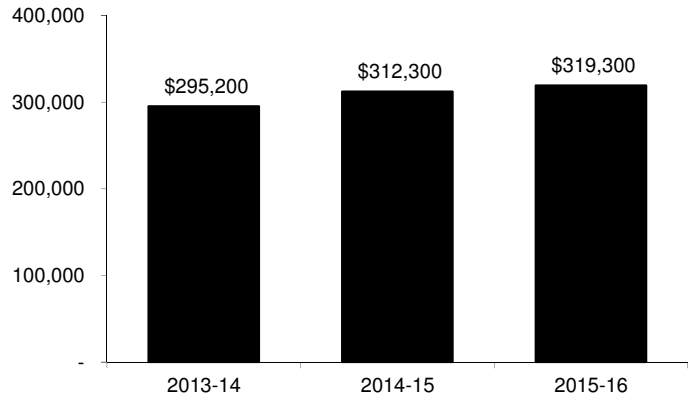

Graffiti Removal - City Area (4340)

Activity Detail

Acct No.	Description	Actual FY 2012-13	Mid-Year Budget FY 2013-14	Final Estimate FY 2013-14	Council Approved FY 2014-15	Council Approved FY 2015-16	
111F	PW Mtc - Regular Salaries	$ 45,913	$ 59,400	$ 45,200	$ 60,700	$ 60,800	
114F	PW Mtc - OT Pay	160	500	500	500	600	
114T	PW Mtc - PT OT Pay	460	700	300	300	300	
115T	PW Mtc - PT Salaries	29,493	38,000	30,100	15,400	16,200	
115Z	PLN Home - PT Salaries	36	-	-	-	-	
119F	PW Mtc - Applied Benefits	59,019	78,600	59,800	85,800	91,300	
119T	PW Mtc - PT Applied Benefits	1,156	1,900	1,600	4,700	5,100	
119Z	PLN Home - PT Applied Benefits	2	-	-	-	-	
	Total Salaries and Benefits	136,239	179,100	137,500	167,400	174,300	
2200	Supplies	28,368	37,300	37,000	30,000	30,000	*
3400	Telephone	1,108	1,600	1,200	800	900	
4400	Contractual Services	101,938	113,000	113,000	111,500	111,500	*
9100	Overhead	26,308	11,800	-	-	-	
9300	Equipment Usage	8,300	8,300	6,500	3,100	3,100	
	Total Maintenance and Operations	166,022	172,000	157,700	145,400	145,500	
BR00	Damage to City Property	(362)	(500)	-	(500)	(500)	
EE00	County Grant/Supvr Dist 4	(96,325)	(50,000)	-	-	-	
	Total Applied Revenues	(96,687)	(50,500)	-	(500)	(500)	
	- Activity Total -	$ 205,574	$ 300,600	$ 295,200	$ 312,300	$ 319,300	

ACTIVITY #4340 'GRAFFITI REMOVAL - CITY AREA'; AND #4345 'GRAFFITI REMOVAL - CONTRACT AREAS'
HAVE BEEN CONSOLIDATED INTO THIS ACTIVITY FOR FISCAL PERIODS 2014-15 & 2015-16 AND GOING FORWARD.

* Additional detail of following page(s)

Graffiti Removal - City Area (4340) - Account Number Detail

Acct #2200	FY 2013-14	FY 2014-15	FY 2015-16
Graffiti Contract Supplies	$ 13,500	$ 10,000	$ 10,000
Misc. Supplies	11,200	8,000	8,000
Paint	4,500	4,500	4,500
Paint Sprayers	1,500	-	-
Bear Brick Remover	4,000	7,500	7,500
Uniforms	500	-	-
Mobile Phone	600	-	-
Graffiti Hotline Service	1,500	-	-
	$ 37,300	$ 30,000	$ 30,000

Acct #4400	FY 2013-14	FY 2014-15	FY 2015-16
Graffiti Removal Contract	$ 104,500	$ 103,000	$ 103,000
Special Events & Emergencies	8,500	8,500	8,500
	$ 113,000	$ 111,500	$ 111,500

Transit Services (5100)

The Transit Service activity administers the City's Dial-a-Ride service, which provides free transportation for Santa Fe Springs' seniors 60 years and older, and Santa Fe Springs' residents with disabilities, for medical appointments and to the City's Senior Center. Other transportation services include: Program-related transportation to and from City facilities and a variety of excursion outing locations.

This activity is funded entirely through Local Return Propositions A & C, and Measure R funds.

Activity Summary

		Final Est. FY 2013-14	Council Approved FY 2014-15	Council Approved FY 2015-16
Salaries and Benefits	$	156,100	173,700	179,300
Maintenance and Operations		103,200	128,400	98,900
Applied Revenues		(259,300)	(302,100)	(278,200)
Activity Total	$	-	-	-

Fiscal Year Comparisons

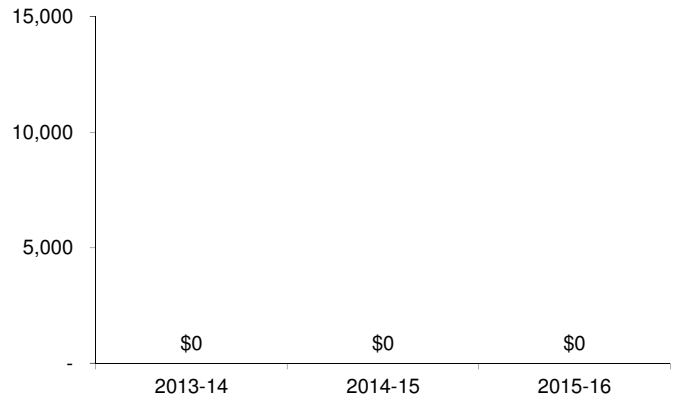

Transit Services (5100)

Activity Detail

Acct No.	Description	Actual FY 2012-13	Mid-Year Budget FY 2013-14	Final Estimate FY 2013-14	Council Approved FY 2014-15	Council Approved FY 2015-16	
111B	CM - Regular Salaries	$ 271	$ -	$ -	$ -	$ -	
111F	PW Mtc - Regular Salaries	50,119	47,400	44,600	48,400	48,400	
115P	CM - PT Salaries	261	-	-	-	-	
115T	PW Mtc - PT salaries	26,794	34,000	32,500	35,200	35,400	
119B	CM - Applied Benefits	298	-	-	-	-	
119F	PW Mtc - Applied Benefits	64,446	62,700	59,000	68,400	72,700	
119P	CM - PT Applied Benefits	155	-	-	-	-	
119T	PW Mtc - PT Applied Benefits	29,251	20,900	20,000	21,700	22,800	
	Total Salaries and Benefits	171,595	165,000	156,100	173,700	179,300	
2200	Supplies	503	5,000	5,000	5,000	5,000	*
3400	Telephone	627	1,700	1,000	1,800	1,800	*
4220	Memberships	501	500	400	600	600	
4400	Contractual Services	47,536	43,000	54,000	79,000	49,000	*
4510	Access Passes	(2,612)	-	-	-	-	
4900	Intergovernmental Charges	19,701	13,000	14,800	14,000	14,500	
7300	Furniture/Equipment	-	1,000	1,000	1,000	1,000	
9300	Equipment Usage	27,000	27,000	27,000	27,000	27,000	
	Total Maintenance and Operations	93,256	91,200	103,200	128,400	98,900	
BH00	Misc Revenue / Taxi Vouchers	-	(9,900)	(2,600)	(2,600)	(2,600)	
HD00	Trans from County Transit Tax Fund	(157,963)	(161,300)	(161,700)	(161,500)	(161,500)	
HD02	Trans from County Transit Prop C	(61,696)	(85,000)	(95,000)	(138,000)	(114,100)	
HD03	Transfer from Measure R	(45,192)	-	-	-	-	
	Total Applied Revenues	(264,852)	(256,200)	(259,300)	(302,100)	(278,200)	
	- Activity Total -	$ -	$ -	$ -	$ -	$ -	

* Additional detail on following page(s)

Transit Services (5100) - Account Number Detail

Acct #2200	FY 2013-14	FY 2014-15	FY 2015-16
Misc. Supplies	$ -	$ 2,000	$ 2,000
Uniforms	2,500	1,500	1,500
Vehicle Cleaning	2,500	1,500	1,500
	$ 5,000	$ 5,000	$ 5,000

Acct #3400	FY 2013-14	FY 2014-15	FY 2015-16
Vehicle #5521	$ 500	$ 400	$ 400
Vehicle #5523	500	700	700
Office / Vehicle #5525	700	700	700
	$ 1,700	$ 1,800	$ 1,800

Acct #4400	FY 2013-14	FY 2014-15	FY 2015-16
Extraordinary Charter Services	$ 7,900	$ -	$ -
Bus Maintenance	4,500	2,500	2,500
Charter Services	21,000	36,000	36,000
Summer Driver	-	5,000	5,000
Gold Line Extension Consultant	-	30,000	-
Software Maintenance	9,600	5,500	5,500
	$ 43,000	$ 79,000	$ 49,000

Norwalk/SFS Transportation Center (5200)

This activity provides for the operations and maintenance of the Santa Fe Springs/Norwalk Transportation Center, a jointly operated facility between the cities of Santa Fe Springs and Norwalk that is serviced by Metrolink commuter rail, Metropolitan Transit Authority (MTA), Norwalk transit and other bus agencies.

This activity is funded primarily through Local Return Proposition C and Measure R funds.

Activity Summary

		Final Est. FY 2013-14	Council Approved FY 2014-15	Council Approved FY 2015-16
Salaries and Benefits	$	24,500	26,000	27,000
Maintenance and Operations		89,500	92,500	94,500
Applied Revenues		(114,000)	(118,500)	(121,500)
Activity Total	$	-	-	-

Fiscal Year Comparisons

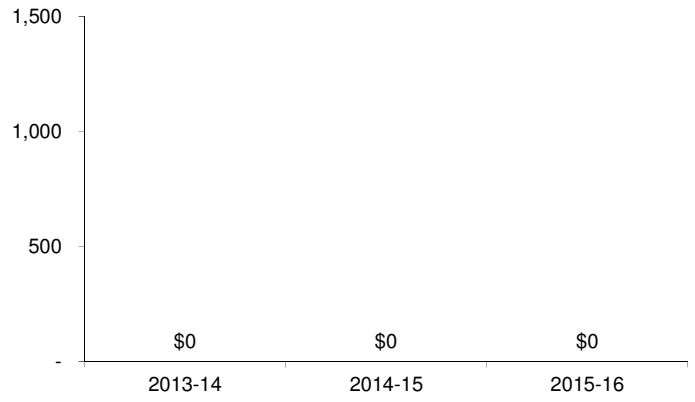

Norwalk/SFS Transportation Center (5200)

Activity Detail

Acct No.	Description	Actual FY 2012-13	Mid-Year Budget FY 2013-14	Final Estimate FY 2013-14	Council Approved FY 2014-15	Council Approved FY 2015-16
111F	PW Mtc - Regular Salaries	$ 11,462	$ 10,600	$ 10,500	$ 10,800	$ 10,800
119F	PW Mtc - Applied Benefits	14,738	14,000	14,000	15,200	16,200
	Total Salaries and Benefits	26,200	24,600	24,500	26,000	27,000
3400	Telephone	540	600	500	500	500
4900	Intergovernmental Charges	72,004	78,000	72,000	75,000	77,000
9300	Equipment Usage	17,000	17,000	17,000	17,000	17,000
	Total Maintenance and Operations	89,544	95,600	89,500	92,500	94,500
HD02	Trans from County Transit Prop C	(92,599)	(65,100)	(65,100)	(118,500)	(121,500)
HD03	Transfer from Measure R	(23,145)	(55,100)	(48,900)	-	-
	Total Applied Revenues	(115,744)	(120,200)	(114,000)	(118,500)	(121,500)
	- Activity Total -	$ -	$ -	$ -	$ -	$ -

Street Maintenance / General (5310)

The Street Maintenance/General activity provides for maintaining the streets, alleys, sidewalks, parking lots, overpasses, underpasses, catch basins and right-of-way throughout the City. They assist in traffic control, set-up for special events and emergencies, spills, maintenance of traffic collisions, emergencies, etc. They provide catch basin inspection, maintenance, City sewer problems, etc.

Activity Summary

		Final Est. FY 2013-14	Council Approved FY 2014-15	Council Approved FY 2015-16
Salaries and Benefits	$	494,100	559,400	579,600
Maintenance and Operations		243,000	272,800	275,000
Applied Revenues		(499,300)	(567,900)	(568,000)
Activity Total	$	237,800	264,300	286,600

Fiscal Year Comparisons

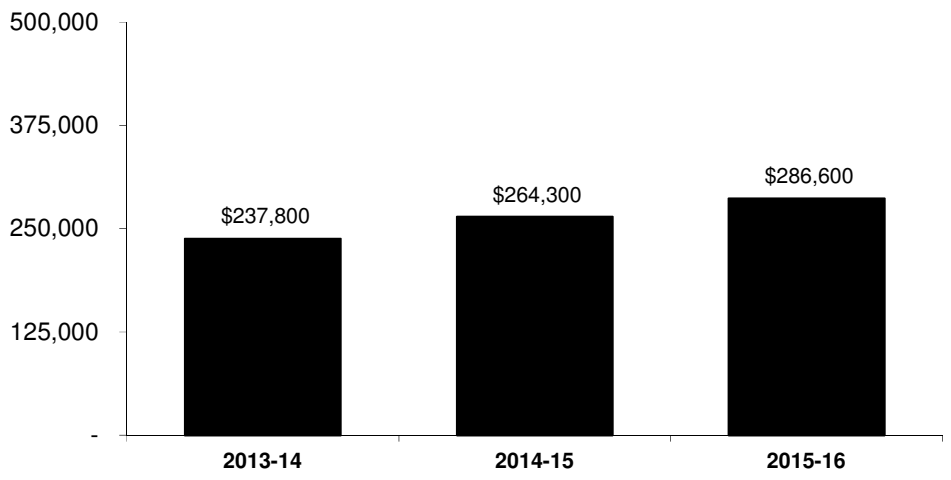

Street Maintenance/General (5310)

Activity Detail

Acct No.	Description	Actual FY 2012-13	Mid-Year Budget FY 2013-14	Final Estimate FY 2013-14	Council Approved FY 2014-15	Council Approved FY 2015-16	
111E	PW Adm - Regular Salaries	$ 5,213	$ 3,400	$ 3,100	$ 3,500	$ 3,500	
111F	PW Mtc - Regular Salaries	206,381	213,000	203,000	217,400	217,400	
114F	PW Mtc - OT Pay	6,776	7,500	11,000	15,000	15,000	
114T	PW Mtc - PT OT Pay	-	500	500	500	500	
115S	PW Adm - PT Salaries	2,644	800	1,100	800	800	
115T	PW Mtc - PT Salaries	825	-	800	7,000	7,200	
119E	PW Adm - Applied Benefits	7,588	5,100	4,700	5,300	5,700	
119F	PW Mtc - Applied Benefits	265,304	281,800	269,000	307,200	326,600	
119S	PW Adm - PT Applied Benefits	2,181	600	800	600	600	
119T	PW Mtc - PT Applied Benefits	43	-	100	2,100	2,300	
	Total Salaries and Benefits	496,956	512,700	494,100	559,400	579,600	
2200	Supplies	43,165	65,000	56,000	65,000	65,000	*
3100	Electricity	4,562	10,000	4,000	4,200	4,400	
3400	Telephone	791	700	1,200	1,300	1,300	
4210	Travel and Meetings	75	400	400	400	400	
4220	Memberships	60	400	400	400	400	
4250	Training	-	1,000	1,000	1,000	1,000	
4400	Contractual Services	63,338	97,500	97,500	105,000	110,000	*
4800	Construction	20,288	24,000	31,000	24,000	21,000	
4900	Intergovernmental Charges	28,400	20,000	-	20,000	20,000	
9300	Equipment Usage	51,500	51,500	51,500	51,500	51,500	
	Total Maintenance and Operations	212,178	270,500	243,000	272,800	275,000	

* Additional detail on following page(s)

Street Maintenance/General (5310)

Activity Detail

Acct No.	Description	Actual FY 2012-13	Mid-Year Budget FY 2013-14	Final Estimate FY 2013-14	Council Approved FY 2014-15	Council Approved FY 2015-16
	(Continued)					
BR00	Damage to City Property	(10,850)	(2,500)	(2,500)	(2,500)	(2,500)
CI00	Greenwaste Host Fees	(36,207)	(30,000)	(30,000)	(30,000)	(30,000)
FA00	Fines/Vehicle Code	(17,377)	(2,800)	(4,500)	(2,800)	(2,800)
HC00	Trans from State Gas Tax	(424,000)	(424,000)	(424,000)	(494,200)	(494,200)
HD04	Trans from TDA Article #3	(7,695)	(7,700)	(7,700)	(7,700)	(7,700)
HE02	Trans from Comm Fac Distr 2002-1	-	-	(5,600)	(5,700)	(5,800)
HM00	Transfer from Waste Management	(12,500)	(12,500)	(12,500)	(12,500)	(12,500)
HW00	Transfer from Water Utility	(12,500)	(12,500)	(12,500)	(12,500)	(12,500)
	Total Applied Revenues	(521,129)	(492,000)	(499,300)	(567,900)	(568,000)
	- Activity Total -	$ 188,005	$ 291,200	$ 237,800	$ 264,300	$ 286,600

Street Maintenance/General (5310) - Account Number Detail

Acct #2200	FY 2013-14	FY 2014-15	FY 2015-16
Asphaltic Concrete	$ 9,000	$ 9,000	$ 9,000
Concrete	8,000	8,000	8,000
Lumber and Stakes	5,300	5,300	5,300
Barricades	1,600	1,600	1,600
Uniforms, Boots, Safety Eqpt	5,500	5,500	5,500
Hand and Small Power Tools	1,600	1,600	1,600
Aggregate Base	5,000	5,000	5,000
Emergencies	3,000	3,000	3,000
Crack Seal Supp	8,000	8,000	8,000
Misc Supplies	18,000	18,000	18,000
	$ 65,000	$ 65,000	$ 65,000

Acct #4400	FY 2013-14	FY 2014-15	FY 2015-16
Asphalt Concrete Repair and Replacement	$ 52,000	$ 65,000	$ 70,000
Underpass Vault Clean/Repair	25,000	20,000	20,000
Underpass Pump Repair/Replace	11,000	11,000	11,000
Guardrail Repair/Replacement	4,500	4,000	4,000
Tree Removals/Trim Rt of Way	5,000	5,000	5,000
	$ 97,500	$ 105,000	$ 110,000

Street Maintenance / Tree Maintenance (5330)

The Street Maintenance/ Tree Maintenance activity provides for the maintenance of trees within the City public right-of-way (parkways and medians). Tree trimming is done on a three-year cycle, as well as removing and replacing trees that are damaged.

Activity Summary

		Final Est. FY 2013-14	Council Approved FY 2014-15	Council Approved FY 2015-16
Salaries and Benefits	$	171,300	216,300	224,100
Maintenance and Operations		169,300	199,300	216,900
Applied Revenues		(340,600)	(415,600)	(441,000)
Activity Total	$	-	-	-

Fiscal Year Comparisons

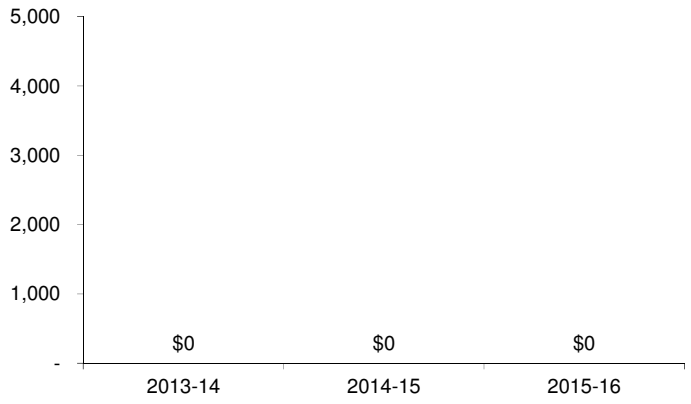

Street Maintenance/Tree Maintenance (5330)

Activity Detail

Acct No.	Description	Actual FY 2012-13	Mid-Year Budget FY 2013-14	Final Estimate FY 2013-14	Council Approved FY 2014-15	Council Approved FY 2015-16	
111F	PW Mtc - Regular Salaries	$ 74,503	$ 81,400	$ 67,000	$ 83,000	$ 83,000	
114F	PW Mtc - OT Pay	3,730	3,000	7,500	8,000	8,000	
114T	PW Mtc - PT OT Pay	190	100	300	700	700	
115T	PW Mtc - PT Salaries	7,788	9,200	8,000	5,600	5,900	
119F	PW Mtc - Applied Benefits	95,773	107,700	88,000	117,300	124,700	
119T	PW Mtc - PT Applied Benefits	405	500	500	1,700	1,800	
	Total Salaries and Benefits	182,388	201,900	171,300	216,300	224,100	
2200	Supplies	15,159	12,500	12,500	22,500	30,000	
3400	Telephone	-	300	300	300	400	
4210	Travel and Meetings	623	1,100	1,100	1,100	1,100	
4220	Memberships	135	400	400	400	400	
4400	Contractual Services	130,417	131,000	135,000	155,000	165,000	*
9300	Equipment Usage	20,000	20,000	20,000	20,000	20,000	
	Total Maintenance and Operations	166,334	165,300	169,300	199,300	216,900	
BR00	Damage to City Property	(1,664)	(500)	-	(500)	(500)	
CE00	Contributions	-	(15,000)	(15,000)	(15,000)	(7,800)	
HM00	Transfer from Waste Management	(347,058)	(351,700)	(325,600)	(400,100)	(432,700)	
	Total Applied Revenues	(348,722)	(367,200)	(340,600)	(415,600)	(441,000)	
	- Activity Total -	$ -	$ -	$ -	$ -	$ -	

* Additional detail on following page(s)

Street Maintenance/Tree Maintenance (5330) - Account Number Detail

Acct #4400	FY 2013-14	FY 2014-15	FY 2015-16
Tree Trimming (3 Year Cycle)	$ 120,000	$ 130,000	$ 130,000
Tree Spraying	1,000	15,000	20,000
Tree Removals	10,000	10,000	15,000
	$ 131,000	$ 155,000	$ 165,000

Street Maintenance / Landscape Mtc (5340)

The Street Maintenance / Landscape Maintenance activity provides maintenance of landscape areas such as the median/greenbelts, slopes, underpasses, open space, sound walls and fountains.

Activity Summary

		Final Est. FY 2013-14	Council Approved FY 2014-15	Council Approved FY 2015-16
Salaries and Benefits	$	147,800	139,200	144,100
Maintenance and Operations		918,900	907,900	916,900
Applied Revenues		(156,000)	(86,000)	(31,200)
Activity Total	$	910,700	961,100	1,029,800

Fiscal Year Comparisons

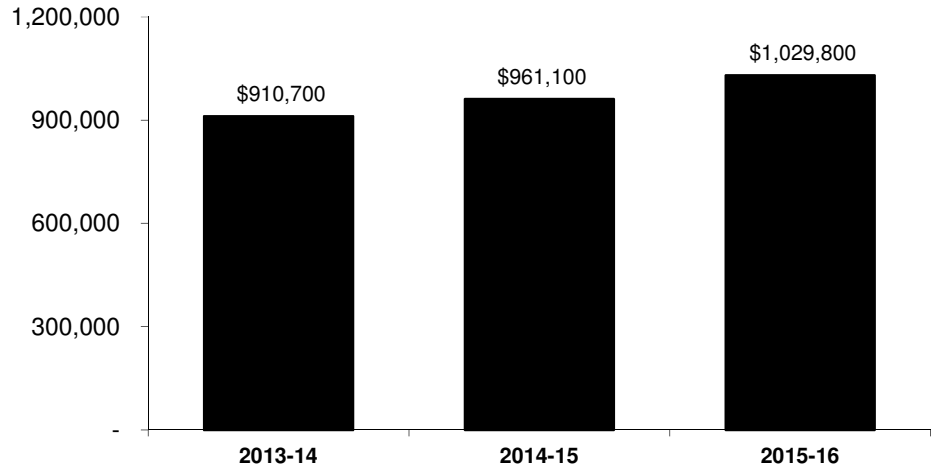

Street Maintenance/Landscape Mtc (5340)

Activity Detail

Acct No.	Description	Actual FY 2012-13	Mid-Year Budget FY 2013-14	Final Estimate FY 2013-14	Council Approved FY 2014-15	Council Approved FY 2015-16	
111F	PW Mtc - Regular Salaries	$ 56,034	$ 53,700	$ 60,300	$ 55,400	$ 55,400	
114F	PW Mtc - OT Pay	5,693	2,500	4,000	5,000	5,000	
114T	PW Mtc - PT OT Pay	201	400	800	500	500	
115T	PW Mtc - PT Salaries	4,874	5,500	4,500	-	-	
119F	PW Mtc - Applied Benefits	72,068	71,100	78,000	78,300	83,200	
119T	PW Mtc - PT Applied Benefits	253	300	200	-	-	
	Total Salaries and Benefits	139,124	133,500	147,800	139,200	144,100	
2200	Supplies	23,108	16,500	50,000	30,000	30,000	*
3100	Electricity	47,577	45,000	47,500	49,000	50,500	
3300	Water	237,638	235,000	240,000	247,500	255,000	
3400	Telephone	1,070	1,000	1,000	1,000	1,000	
4210	Travel and Meetings	268	800	800	800	800	
4220	Memberships	80	400	400	400	400	
4250	Training	532	500	400	400	400	
4400	Contractual Services	482,212	550,600	556,800	556,800	556,800	*
9300	Equipment Usage	22,000	22,000	22,000	22,000	22,000	
	Total Maintenance and Operations	814,484	871,800	918,900	907,900	916,900	
BG00	Landscaping Fees	-	-	(2,400)	(2,400)	(2,400)	
BR00	Damage to City Property	-	-	(26,000)	(5,000)	(5,000)	
EL00	City of Whittier Participation	(6,332)	(6,500)	(6,400)	(6,400)	(6,400)	
HM00	Transfer from Waste Management	(103,690)	(121,200)	(121,200)	(72,200)	(17,400)	
	Total Applied Revenues	(110,022)	(127,700)	(156,000)	(86,000)	(31,200)	
	- Activity Total -	$ 843,585	$ 877,600	$ 910,700	$ 961,100	$ 1,029,800	

* Additional detail of following page(s)

Street Maintenance/Landscape Mtc (5340) - Account Number Detail

Acct #2200	FY 2013-14	FY 2014-15	FY 2015-16
Irrigation Supplies	$ 11,500	$ 14,500	$ 14,500
Uniform, Boots, & Safety Equip	2,500	3,000	3,000
Computer Supplies	500	500	500
Misc. Supplies	2,000	12,000	12,000
	$ 16,500	$ 30,000	$ 30,000

Acct #4400	FY 2013-14	FY 2014-15	FY 2015-16
Landscape Maintenance Contract	$ 509,000	$ 510,000	$ 510,000
Fountain Maintenance	35,000	40,000	40,000
N/E Corner Norwalk/Los Nietos Corner	6,600	6,800	6,800
	$ 550,600	$ 556,800	$ 556,800

Street Maintenance / Signs and Striping (5360)

The Street Maintenance / Signs and Striping activity oversees the installation and maintenance of traffic signs, traffic striping, pedestrian crosswalks, bike lanes, school zones, red, yellow and green curb maintenance, City parking lots, stencils and traffic control for special events and emergencies.

Activity Summary

		Final Est. FY 2013-14	Council Approved FY 2014-15	Council Approved FY 2015-16
Salaries and Benefits	$	68,800	73,200	75,900
Maintenance and Operations		87,500	97,500	97,500
Applied Revenues		(156,300)	(161,100)	(161,100)
Activity Total	$	-	9,600	12,300

Fiscal Year Comparisons

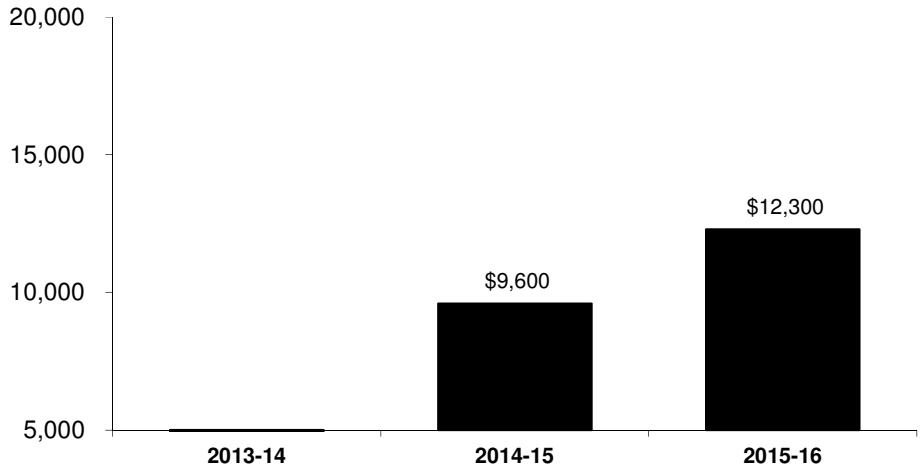

Street Maintenance/Signs and Striping (5360)

Activity Detail

Acct No.	Description	Actual FY 2012-13	Mid-Year Budget FY 2013-14	Final Estimate FY 2013-14	Council Approved FY 2014-15	Council Approved FY 2015-16	
111F	PW Mtc - Regular Salaries	$ 33,268	$ 28,900	$ 28,700	$ 29,500	$ 29,500	
114F	PW Mtc - OT Pay	-	2,000	2,000	2,000	2,000	
114T	PW Mtc - PT OT Pay	-	100	100	100	100	
119F	PW Mtc - Applied Benefits	42,757	38,200	38,000	41,600	44,300	
	Total Salaries and Benefits	76,026	69,200	68,800	73,200	75,900	
2200	Supplies	15,018	32,000	27,000	32,000	32,000	*
4400	Contractual Services	32,012	40,000	40,000	45,000	45,000	*
9300	Equipment Usage	20,500	20,500	20,500	20,500	20,500	
	Total Maintenance and Operations	67,530	92,500	87,500	97,500	97,500	
BH00	Miscellaneous Fees	(300)	(1,000)	(100)	(400)	(400)	
BR00	Damage to City Property	(9,976)	(5,000)	(5,000)	(5,000)	(5,000)	
CB00	Property Owner Contribution	(4,163)	(3,000)	(3,000)	(3,000)	(3,000)	
FA00	Fines/Vehicle Code	(142,100)	(152,700)	(148,200)	(152,700)	(152,700)	
	Total Applied Revenues	(156,539)	(161,700)	(156,300)	(161,100)	(161,100)	
	- Activity Total -	$ (12,983)	$ -	$ -	$ 9,600	$ 12,300	

* Additional detail on following page(s)

Street Maintenance/Signs and Striping (5360) - Account Number Detail

Acct #2200	FY 2013-14	FY 2014-15	FY 2015-16
Paint	$ 13,000	$ 13,000	$ 13,000
Street Signs	10,000	10,000	10,000
Tools	4,000	4,000	4,000
Barricades/Cones	2,000	2,000	2,000
Misc. Supplies	3,000	3,000	3,000
	$ 32,000	$ 32,000	$ 32,000

Acct #4400	FY 2013-14	FY 2014-15	FY 2015-16
Striping/Stenciling	$ 30,000	$ 35,000	$ 35,000
Bridge Repairs	5,000	5,000	5,000
Extraordinary Maintenance	5,000	5,000	5,000
	$ 40,000	$ 45,000	$ 45,000

Traffic Signals Mtc - Santa Fe Springs (5410)

The Traffic Signals Maintenance - Santa Fe Springs activity provides for the maintenance of existing traffic signals within the City of Santa Fe Springs, some of which are joint with other jurisdictions. This includes the maintenance of poles, wires, signals conduits, etc.

Activity Summary

		Final Est. FY 2013-14	Council Approved FY 2014-15	Council Approved FY 2015-16
Salaries and Benefits	$	182,600	180,700	188,000
Maintenance and Operations		162,200	150,400	150,400
Applied Revenues		(32,500)	(22,500)	(22,500)
Activity Total	$	312,300	308,600	315,900

Fiscal Year Comparisons

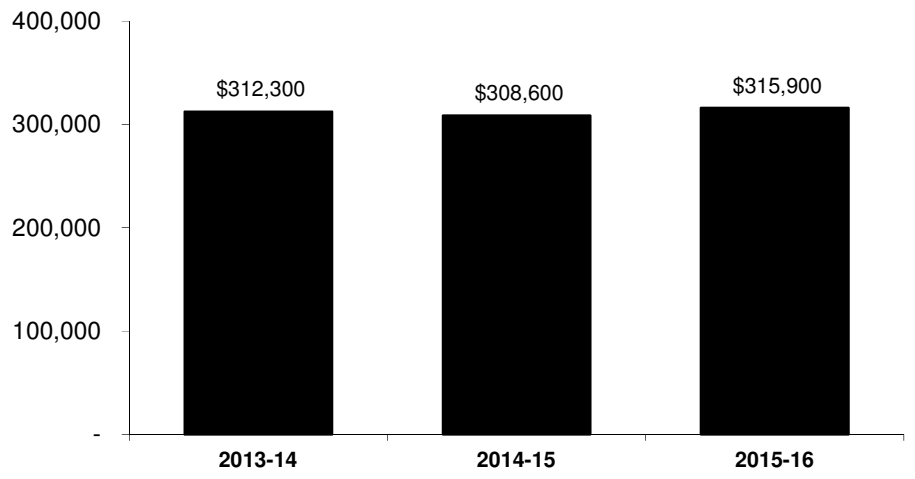

Traffic Signals Mtc - Santa Fe Springs (5410)

Activity Detail

Acct No.	Description	Actual FY 2012-13	Mid-Year Budget FY 2013-14	Final Estimate FY 2013-14	Council Approved FY 2014-15	Council Approved FY 2015-16	
111E	PW Adm - Regular Salaries	$ 1,484	$ 1,600	$ 2,000	$ 1,600	$ 1,600	
111F	PW Mtc - Regular Salaries	59,498	50,000	58,000	51,000	51,300	
114F	PW Mtc - OT Pay	8,324	7,500	7,200	8,000	8,000	
114T	PW Mtc - PT OT Pay	640	700	600	700	700	
115S	PW Adm - PT Salaries	-	500	300	500	500	
115T	PW Mtc - PT Salaries	15,556	23,300	21,000	24,100	25,300	
116F	PW Mtc - Standby Pay	12,555	13,000	12,500	12,500	12,500	
119E	PW Adm - Applied Benefits	2,246	2,300	3,100	2,500	2,600	
119F	PW Mtc - Applied Benefits	76,495	66,100	76,600	72,100	77,100	
119S	PW Adm - PT Applied Benefits	-	400	200	400	400	
119T	PW Mtc - PT Applied Benefits	610	1,200	1,100	7,300	8,000	
	Total Salaries and Benefits	177,408	166,600	182,600	180,700	188,000	
2200	Supplies	30,866	40,000	38,300	40,000	40,000	
3100	Electricity	32,767	33,000	30,100	32,000	32,000	
3400	Telephone	1,890	2,100	1,700	1,800	1,800	
4220	Memberships	70	100	100	100	100	
4250	Training	907	1,500	-	1,500	1,500	
4400	Contractual Services	8,961	7,500	27,000	9,000	9,000	*
4900	Intergovernmental Charges	48,148	43,000	45,000	46,000	46,000	*
9300	Equipment Usage	20,000	20,000	20,000	20,000	20,000	
	Total Maintenance and Operations	143,609	147,200	162,200	150,400	150,400	
BH00	Miscellaneous Fees	(404)	(500)	(500)	(500)	(500)	
BR00	Damage to City Property	(3,975)	(15,000)	(25,000)	(15,000)	(15,000)	
CB00	Property Owner Contribution	(5,000)	-	-	-	-	
HE00	Trans from St Light MTC Fund	(7,000)	(7,000)	(7,000)	(7,000)	(7,000)	
	Total Applied Revenues	(16,379)	(22,500)	(32,500)	(22,500)	(22,500)	
	- Activity Total -	$ 304,637	$ 291,300	$ 312,300	$ 308,600	$ 315,900	

* Additional detail on following page(s)

Traffic Signal Mtc - Santa Fe Springs (5410) - Account Number Detail

Acct #4400	FY 2013-14	FY 2014-15	FY 2015-16
Misc Services	$ 3,000	$ 3,000	$ 3,000
Crane Service	1,500	2,500	2,500
Loop Replacement	3,000	3,500	3,500
	$ 7,500	$ 9,000	$ 9,000

Acct #4900	FY 2013-14	FY 2014-15	FY 2015-16
Signals Joint with Norwalk	$ 16,000	$ 16,000	$ 16,000
Signals Joint with LACO & La Mirada	22,000	25,000	25,000
Signals Joint with State	5,000	5,000	5,000
	$ 43,000	$ 46,000	$ 46,000

Traffic Signal Mtc - Contract Cities (5420)

The Traffic Signal Maintenance - Contract Cities activity provides for routine and emergency repair of traffic signals of several surrounding cities that have contracted with the City of Santa Fe Springs for these services.

Activity Summary

		Final Est. FY 2013-14	Council Approved FY 2014-15	Council Approved FY 2015-16
Salaries and Benefits	$	308,000	330,700	344,500
Maintenance and Operations		156,300	192,000	192,000
Applied Revenues		(486,000)	(540,500)	(560,500)
Activity Total	$	(21,700)	(17,800)	(24,000)

Fiscal Year Comparisons

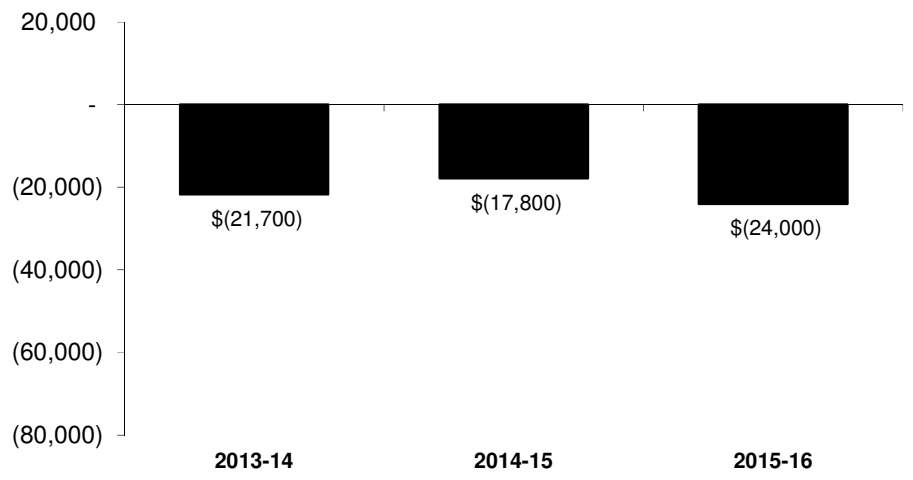

Traffic Signal Mtc - Contract Cities (5420)

Activity Detail

Acct No.	Description	Actual FY 2012-13	Mid-Year Budget FY 2013-14	Final Estimate FY 2013-14	Council Approved FY 2014-15	Council Approved FY 2015-16	
111E	PW Adm - Regular Salaries	$ 3,488	$ 3,600	$ 2,600	$ 3,800	$ 3,800	
111F	PW Mtc - Regular Salaries	121,353	110,600	114,200	112,900	113,700	
114F	PW Mtc - OT Pay	22,137	22,000	24,700	22,000	22,000	
114T	PW Mtc - PT OT Pay	1,208	1,200	2,200	1,900	1,900	
115S	PW Adm - PT Salaries	2,363	1,300	1,400	1,300	1,400	
115T	PW Mtc - PT Salaries	4,455	16,300	6,200	16,900	17,700	
116F	PW Mtc - Standby Pay	245	400	400	400	400	
119E	PW Adm - Applied Benefits	5,278	5,500	3,900	5,800	6,200	
119F	PW Mtc - Applied Benefits	156,049	146,400	151,000	159,600	170,700	
119S	PW Adm - PT Applied Benefits	1,949	1,000	1,100	1,000	1,100	
119T	PW Mtc - PT Applied Benefits	232	800	300	5,100	5,600	
	Total Salaries and Benefits	318,757	309,100	308,000	330,700	344,500	
2200	Supplies	140,199	152,000	116,000	152,000	152,000	*
3400	Telephone	6,335	-	-	-	-	
4250	Training	-	1,000	1,300	1,000	1,000	
4400	Contractual Services	-	19,000	19,000	19,000	19,000	*
9300	Equipment Usage	20,000	20,000	20,000	20,000	20,000	
	Total Maintenance and Operations	166,534	192,000	156,300	192,000	192,000	
BH00	Miscellaneous Fees	-	(500)	-	(500)	(500)	
EZ00	Other City Participation	(485,959)	(540,000)	(486,000)	(540,000)	(560,000)	
	Total Applied Revenues	(485,959)	(540,500)	(486,000)	(540,500)	(560,500)	
	- Activity Total -	$ (667)	$ (39,400)	$ (21,700)	$ (17,800)	$ (24,000)	

* Additional detail on following page(s)

Traffic Signal Mtc - Contract Cities (5420) - Account Number Detail

Acct #2200	FY 2013-14	FY 2014-15	FY 2015-16
Misc Supplies	$ 30,000	$ 30,000	$ 30,000
Lamps, Heads, Filters, Etc.	80,000	80,000	80,000
Uniforms	2,000	2,000	2,000
Knockdowns	35,000	35,000	35,000
Laptop Computers	5,000	5,000	5,000
	$ 152,000	$ 152,000	$ 152,000

Acct #4400	FY 2013-14	FY 2014-15	FY 2015-16
Misc Services	$ 1,600	$ 1,600	$ 1,600
Pager Rental	600	600	600
Crane Service	500	500	500
Loop Replacement	16,300	16,300	16,300
	$ 19,000	$ 19,000	$ 19,000

Street Lighting Maintenance (5500)

The Street Lighting Maintenance activity provides for the maintenance and costs of street lights, including replacement, relocation, and new installations, within the City of Santa Fe Springs.

Activity Summary

		Final Est. FY 2013-14	Council Approved FY 2014-15	Council Approved FY 2015-16
Salaries and Benefits	$	185,600	188,400	196,300
Maintenance and Operations		481,300	483,200	487,200
Applied Revenues		(191,000)	(188,000)	(188,000)
Activity Total	$	475,900	483,600	495,500

Fiscal Year Comparisons

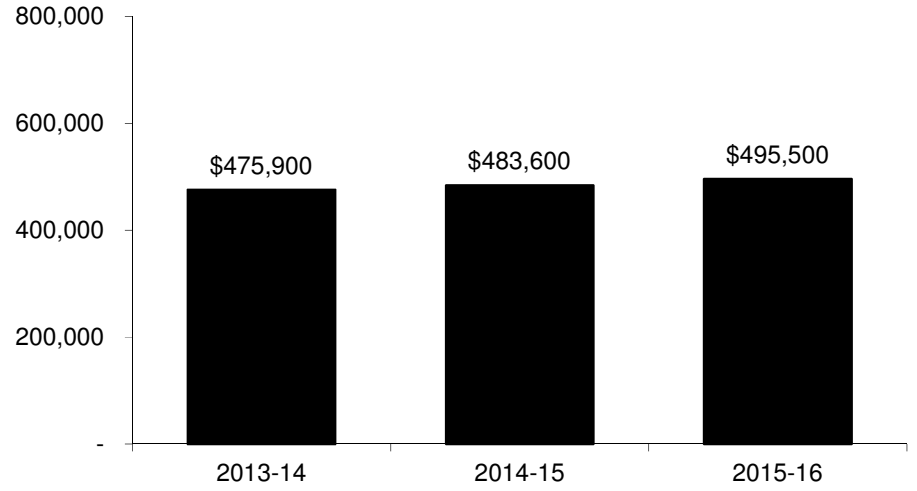

Street Lighting Maintenance (5500)

Activity Detail

Acct No.	Description	Actual FY 2012-13	Mid-Year Budget FY 2013-14	Final Estimate FY 2013-14	Council Approved FY 2014-15	Council Approved FY 2015-16	
111E	PW Adm - Regular Salaries	$ 13,261	$ 10,200	$ 9,000	$ 10,500	$ 10,500	
111F	PW Mtc - Regular Salaries	47,407	53,500	51,400	54,600	54,900	
114F	PW Mtc - OT Pay	8,219	7,500	7,300	8,000	8,000	
114T	PW Mtc - PT OT Pay	436	600	300	400	400	
115S	PW Adm - PT Salaries	2,110	1,600	1,500	1,600	1,600	
115T	PW Mtc - PT Salaries	16,598	14,000	22,000	14,500	15,200	
119E	PW Adm - Applied Benefits	20,141	15,400	13,500	16,100	17,200	
119F	PW Mtc - Applied Benefits	60,914	70,800	68,000	77,100	82,400	
119S	PW Adm - PT Applied Benefits	1,740	1,200	1,100	1,200	1,300	
119T	PW Mtc - PT Applied Benefits	651	700	11,500	4,400	4,800	
	Total Salaries and Benefits	171,476	175,500	185,600	188,400	196,300	
2200	Supplies	64,587	25,500	34,000	25,500	25,500	*
3100	Electricity	349,457	370,000	331,000	340,000	340,000	
4100	Advertising	-	1,500	1,500	1,500	1,500	
4400	Contractual Services	11,451	12,000	15,000	15,000	15,000	*
9100	Overhead	85,738	87,800	92,800	94,200	98,200	
9300	Equipment Usage	7,000	7,000	7,000	7,000	7,000	
	Total Maintenance and Operations	518,233	503,800	481,300	483,200	487,200	
BH00	Miscellaneous Fees	(5,035)	(800)	-	-	-	
BR00	Damage to City Property	(17,941)	(15,000)	(15,000)	(12,000)	(12,000)	
HE00	Trans from St Light MTC Fund	(176,000)	(176,000)	(176,000)	(176,000)	(176,000)	
	Total Applied Revenues	(198,977)	(191,800)	(191,000)	(188,000)	(188,000)	
	- Activity Total -	$ 490,732	$ 487,500	$ 475,900	$ 483,600	$ 495,500	

* Additional detail on following pages(s)

Street Lighting Maintenance (5500) - Account Number Detail

Acct #2200	FY 2013-14	FY 2014-15	FY 2015-16
Poles, Conduit, Lamps, Wires	$ 11,000	$ 11,000	$ 11,000
Luminaries, Photocells	6,000	6,000	6,000
Misc Supplies	1,500	1,500	1,500
Knockdowns	6,000	6,000	6,000
Uniforms	1,000	1,000	1,000
	$ 25,500	$ 25,500	$ 25,500

Acct #4400	FY 2013-14	FY 2014-15	FY 2015-16
Professional Services-Lighting Assessment	$ 5,000	$ 7,000	$ 7,000
Crane	5,000	5,000	5,000
Misc Supplies	2,000	3,000	3,000
	$ 12,000	$ 15,000	$ 15,000

Park Maintenance - Santa Fe Springs Park (6121)

The Parks Maintenance - Santa Fe Springs Park - activity provides for janitorial services, tree trimming, utilities, repairs, landscape and facility maintenance of the grounds, buildings, and structures.

Activity Summary

		Final Est. FY 2013-14	Council Approved FY 2014-15	Council Approved FY 2015-16
Salaries and Benefits	$	45,100	53,400	55,700
Maintenance and Operations		172,300	171,800	172,800
Applied Revenues		-	-	-
Activity Total	$	217,400	225,200	228,500

Fiscal Year Comparisons

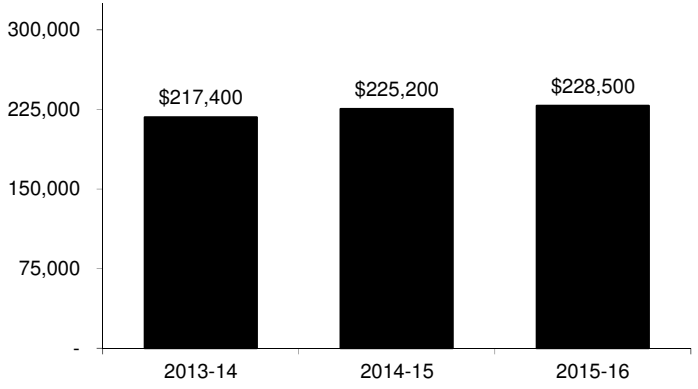

Park Maintenance - Santa Fe Springs Park (6121)

Activity Detail

Acct No.	Description	Actual FY 2012-13	Mid-Year Budget FY 2013-14	Final Estimate FY 2013-14	Council Approved FY 2014-15	Council Approved FY 2015-16	
111F	PW Mtc - Regular Salaries	$ 18,550	$ 21,200	$ 16,800	$ 20,600	$ 20,700	
114F	PW Mtc - OT Pay	3,411	1,000	-	1,000	1,000	
114T	PW Mtc - PT OT Pay	60	-	100	100	100	
115T	PW Mtc - PT Salaries	4,107	2,700	5,600	2,000	2,100	
119F	PW Mtc - Applied Benefits	23,822	28,100	22,300	29,100	31,100	
119T	PW Mtc - PT Applied Benefits	214	100	300	600	700	
	Total Salaries and Benefits	50,164	53,100	45,100	53,400	55,700	
2200	Supplies	13,687	10,000	11,100	10,000	10,000	*
3100	Electricity	10,973	10,000	9,000	9,600	10,600	
3300	Water	50,515	60,000	59,700	59,700	59,700	
4400	Contractual Services	73,132	84,000	84,000	84,000	84,000	*
9300	Equipment Usage	8,500	8,500	8,500	8,500	8,500	
	Total Maintenance and Operations	156,806	172,500	172,300	171,800	172,800	
	- Activity Total -	$ 206,970	$ 225,600	$ 217,400	$ 225,200	$ 228,500	

* Additional detail on following page(s)

Park Maintenance - Santa Fe Springs Park (6121) - Account Number Detail

Acct #2200	FY 2013-14	FY 2014-15	FY 2015-16
Irrigation Supplies	$ 1,000	$ 1,000	$ 1,000
Decomposed Granite	500	500	500
First Aid Supplies	300	300	300
Misc Supplies	5,500	5,500	5,500
Locks and Cores	200	200	200
Janitorial Supplies	2,000	2,000	2,000
Replace Trash Cans & Lids	500	500	500
	$ 10,000	$ 10,000	$ 10,000

Acct #4400	FY 2013-14	FY 2014-15	FY 2015-16
Landscape Maintenance Contract	$ 38,000	$ 38,000	$ 38,000
Equipment Maintenance	1,000	1,000	1,000
Plumbing Repairs	3,000	3,000	3,000
Misc Repair and Lease	1,000	1,000	1,000
Janitorial Services	33,500	33,500	33,500
Fencing Repair	1,000	1,000	1,000
Replaster Handball Court	6,500	6,500	-
Benches and Tables-Replacement	-	-	6,500
	$ 84,000	$ 84,000	$ 84,000

Park Maintenance - Los Nietos Park (6122)

The Park Maintenance - Los Nietos Park - activity provides for janitorial services, tree trimming, utilities, repairs, landscape and facility maintenance of the grounds, buildings, and structures.

Activity Summary

		Final Est. FY 2013-14	Council Approved FY 2014-15	Council Approved FY 2015-16
Salaries and Benefits	$	56,000	64,300	67,000
Maintenance and Operations		159,600	152,500	152,500
Applied Revenues		(5,300)	-	-
Activity Total	$	210,300	216,800	219,500

Fiscal Year Comparisons

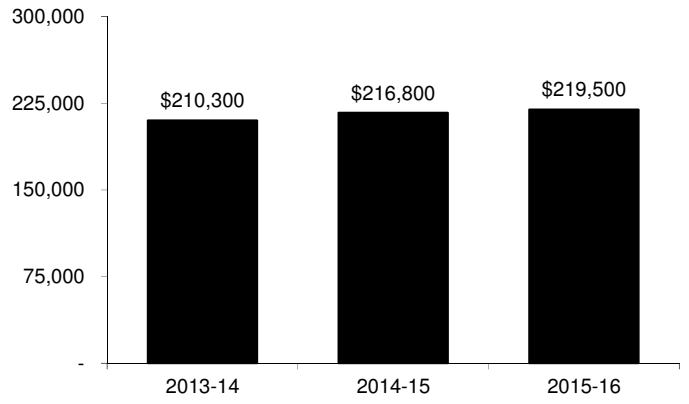

Park Maintenance - Los Nietos Park (6122)

Activity Detail

Acct No.	Description	Actual FY 2012-13	Mid-Year Budget FY 2013-14	Final Estimate FY 2013-14	Council Approved FY 2014-15	Council Approved FY 2015-16	
111F	PW Mtc - Regular Salaries	$ 21,945	$ 25,700	$ 20,600	$ 25,100	$ 25,200	
114F	PW Mtc - OT Pay	625	500	1,700	1,000	1,000	
114T	PW Mtc - PT OT Pay	-	100	100	100	100	
115T	PW Mtc - PT Salaries	4,604	2,700	6,000	2,000	2,100	
119F	PW Mtc - Applied Benefits	28,198	33,900	27,300	35,500	37,900	
119T	PW Mtc - PT Applied Benefits	239	100	300	600	700	
	Total Salaries and Benefits	55,611	63,000	56,000	64,300	67,000	
2200	Supplies	10,952	10,700	20,700	10,700	10,700	*
3100	Electricity	5,800	7,000	5,000	6,000	6,000	
3200	Natural Gas	1,451	1,300	1,600	1,500	1,500	
3300	Water	40,351	37,500	35,100	36,000	36,000	
4250	Training	635	-	-	-	-	
4400	Contractual Services	84,999	89,000	87,900	89,000	89,000	*
4900	Intergovernmental Charges	100	1,200	1,200	1,200	1,200	
9300	Equipment Usage	8,000	8,100	8,100	8,100	8,100	
	Total Maintenance and Operations	152,288	154,800	159,600	152,500	152,500	
BR00	Damage to City Property	-	-	(5,300)	-	-	
	Total Applied Revenues	-	-	(5,300)	-	-	
	- Activity Total -	$ 207,899	$ 217,800	$ 210,300	$ 216,800	$ 219,500	

ACTIVITY #6122 'PARK MAINTENANCE - LOS NIETOS PARK'; AND #6190 'PARK MAINTENANCE - SANTA GERTRUDES' HAVE BEEN CONSOLIDATED INTO THIS ACTIVITY FOR FISCAL PERIODS 2014-15 & 2015-16 AND GOING FORWARD.

* Additional detail on following page(s)

Park Maintenance - Los Nietos Park (6122) - Account Number Detail

Acct #2200	FY 2013-14	FY 2014-15	FY 2015-16
Irrigation Supplies	$ 1,400	$ 1,400	$ 1,400
Misc Supplies	3,500	3,500	3,500
Small Hand Tools	200	200	200
HVAC Parts	500	500	500
First Aid Supplies	200	200	200
Janitorial Supplies	3,800	3,800	3,800
Locks and Cores	500	500	500
Replace Trash Can Lids	600	600	600
	$ 10,700	$ 10,700	$ 10,700

Acct #4400	FY 2013-14	FY 2014-15	FY 2015-16
Landscape Maintenance Contract	$ 53,000	$ 53,000	$ 53,000
HVAC Maintenance	1,000	1,000	1,000
Janitorial Services	33,500	33,500	33,500
Kitchen Fire System	1,000	1,000	1,000
Misc. Contracts	500	500	500
	$ 89,000	$ 89,000	$ 89,000

Park Maintenance - Little Lake Park (6123)

The Park Maintenance - Little Lake Park - activity provides for the janitorial services, tree trimming, utilities, repairs, landscape and facility maintenance of the grounds, buildings, and structures.

Activity Summary

		Final Est. FY 2013-14	Council Approved FY 2014-15	Council Approved FY 2015-16
Salaries and Benefits	$	51,300	54,800	57,100
Maintenance and Operations		233,900	238,600	238,600
Applied Revenues		(142,600)	(146,700)	(147,800)
Activity Total	$	142,600	146,700	147,900

Fiscal Year Comparisons

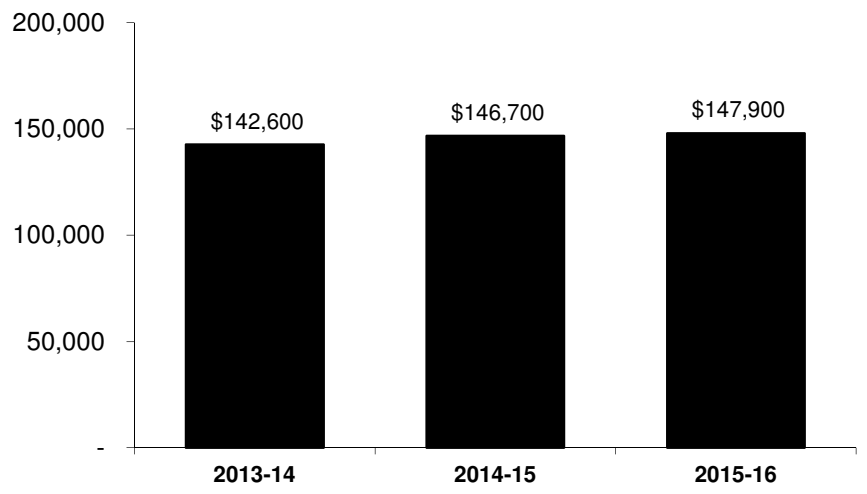

Park Maintenance - Little Lake Park (6123)

Activity Detail

Acct No.	Description	Actual FY 2012-13	Mid-Year Budget FY 2013-14	Final Estimate FY 2013-14	Council Approved FY 2014-15	Council Approved FY 2015-16	
111F	PW Mtc - Regular Salaries	$ 19,845	$ 22,000	$ 19,000	$ 21,200	$ 21,300	
114F	PW Mtc - OT Pay	623	400	800	1,000	1,000	
114T	PW Mtc - PT OT Pay	-	-	100	100	100	
115T	PW Mtc - PT Salaries	4,996	2,700	6,200	2,000	2,100	
119F	PW Mtc - Applied Benefits	25,512	29,100	24,900	29,900	31,900	
119T	PW Mtc - PT Applied Benefits	260	100	300	600	700	
	Total Salaries and Benefits	51,236	54,300	51,300	54,800	57,100	
2200	Supplies	12,747	16,500	18,800	18,000	18,000	
3100	Electricity	39,902	40,000	34,000	40,000	40,000	
3200	Natural Gas	520	600	600	600	600	
3300	Water	69,566	70,000	70,500	70,000	70,000	
4400	Contractual Services	109,344	107,000	107,000	107,000	107,000	*
9300	Equipment Usage	3,000	3,000	3,000	3,000	3,000	
	Total Maintenance and Operations	235,078	237,100	233,900	238,600	238,600	
EG00	City of Norwalk Participation	(143,157)	(145,700)	(142,600)	(146,700)	(147,800)	
	Total Applied Revenues	(143,157)	(145,700)	(142,600)	(146,700)	(147,800)	
	- Activity Total -	$ 143,157	$ 145,700	$ 142,600	$ 146,700	$ 147,900	

* Additional detail on following page(s)

Park Maintenance - Little Lake Park (6123) - Account Number Detail

Acct #4400	FY 2013-14	FY 2014-15	FY 2015-16
Misc Contracts	$ 1,200	$ 1,200	$ 1,200
Landscape Maintenance Contract	60,000	60,000	60,000
HVAC Maintenance	1,000	1,000	1,000
Annual Color	2,800	2,800	2,800
Tree Trimming	6,000	6,000	6,000
Janitorial Services	34,000	34,000	34,000
Painting	1,000	1,000	1,000
Steam Blast Twice Per Year	1,000	1,000	1,000
	$ 107,000	$ 107,000	$ 107,000

Park Maintenance - Lakeview Park (6124)

The Park Maintenance - Lakeview Park activity provides for the janitorial services, tree trimming, utilities, repairs, landscape and facility maintenance of the grounds, buildings, and structures.

Activity Summary

		Final Est. FY 2013-14	Council Approved FY 2014-15	Council Approved FY 2015-16
Salaries and Benefits	$	28,800	33,100	34,500
Maintenance and Operations		86,300	87,300	87,300
Applied Revenues		(14,000)	(14,000)	(14,000)
Activity Total	$	101,100	106,400	107,800

Fiscal Year Comparisons

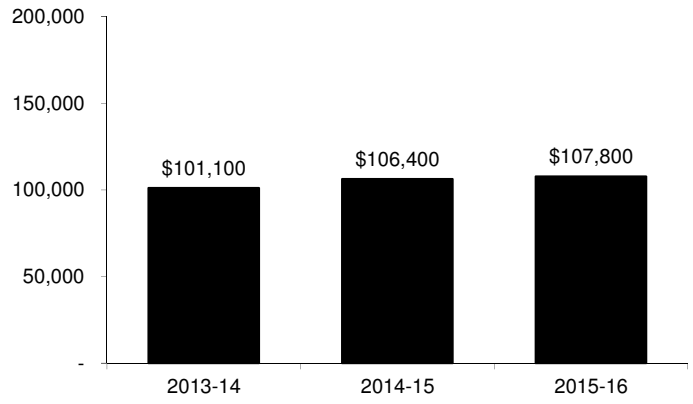

Park Maintenance - Lakeview Park (6124)

Activity Detail

Acct No.	Description	Actual FY 2012-13	Mid-Year Budget FY 2013-14	Final Estimate FY 2013-14	Council Approved FY 2014-15	Council Approved FY 2015-16	
111F	PW Mtc - Regular Salaries	$ 14,783	$ 13,200	$ 9,800	$ 12,200	$ 12,200	
114F	PW Mtc - OT Pay	719	300	600	1,000	1,000	
114T	PW Mtc - PT OT Pay	-	100	100	100	100	
115T	PW Mtc - PT Salaries	3,469	2,700	5,000	2,000	2,100	
119F	PW Mtc - Applied Benefits	19,006	17,500	13,000	17,200	18,400	
119T	PW Mtc - PT Applied Benefits	180	100	300	600	700	
	Total Salaries and Benefits	38,157	33,900	28,800	33,100	34,500	
2200	Supplies	14,798	11,200	11,000	11,200	11,200	*
3100	Electricity	5,708	6,000	7,600	7,200	7,200	
3300	Water	2,813	2,100	2,400	2,400	2,400	
4400	Contractual Services	60,589	64,500	63,300	64,500	64,500	*
9300	Equipment Usage	2,000	2,000	2,000	2,000	2,000	
	Total Maintenance and Operations	85,908	85,800	86,300	87,300	87,300	
EI00	School District Participation	(14,000)	(14,000)	(14,000)	(14,000)	(14,000)	
	Total Applied Revenues	(14,000)	(14,000)	(14,000)	(14,000)	(14,000)	
	- Activity Total -	$ 110,065	$ 105,700	$ 101,100	$ 106,400	$ 107,800	

* Additional detail on following page(s)

Park Maintenance - Lakeview Park (6124) - Account Number Detail

Acct #2200	FY 2013-14	FY 2014-15	FY 2015-16
Irrigation Supplies	$ 2,100	$ 2,100	$ 2,100
Paint & Graffiti Remover	1,000	1,000	1,000
Janitorial Supplies	5,400	5,400	5,400
First Aid Supplies	2,100	2,100	2,100
Tennis Court Nets	600	600	600
	$ 11,200	$ 11,200	$ 11,200

Acct #4400	FY 2013-14	FY 2014-15	FY 2015-16
Landscape Maintenance Contract	$ 25,000	$ 25,000	$ 25,000
Area East of Child Care	1,500	1,500	1,500
Basketball Maintenance	800	800	800
HVAC. Maintenance	200	200	200
Termite Service	500	500	500
Various Repairs	400	400	400
Janitorial Services	34,100	34,100	34,100
Painting	2,000	2,000	2,000
	$ 64,500	$ 64,500	$ 64,500

Park Maintenance - SFS Athletic Field (6125)

The Park Maintenance - Santa Fe Springs Athletic Field activity provides for janitorial services, tree trimming, utilities, repairs, landscape and facility maintenance of the grounds, buildings, and structures.

Activity Summary

		Final Est. FY 2013-14	Council Approved FY 2014-15	Council Approved FY 2015-16
Salaries and Benefits	$	39,000	34,900	36,400
Maintenance and Operations		162,700	128,700	128,700
Applied Revenues		-	-	-
Activity Total	$	201,700	163,600	165,100

Fiscal Year Comparisons

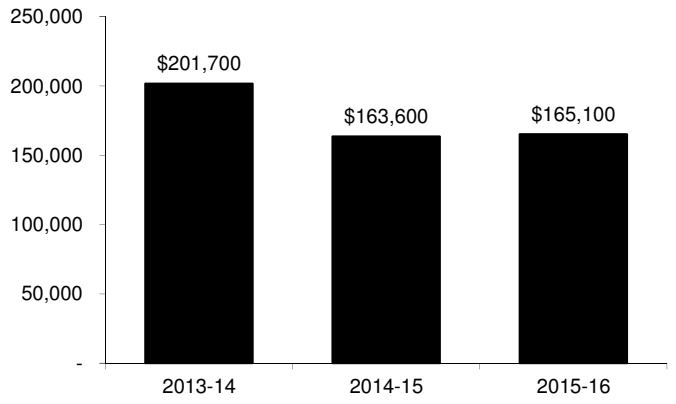

Park Maintenance - SFS Athletic Fields (6125)

Activity Detail

Acct No.	Description	Actual FY 2012-13	Mid-Year Budget FY 2013-14	Final Estimate FY 2013-14	Council Approved FY 2014-15	Council Approved FY 2015-16	
111F	PW Mtc - Regular Salaries	$ 11,543	$ 12,600	$ 15,000	$ 13,000	$ 13,000	
114F	PW Mtc - OT Pay	502	400	600	1,000	1,000	
115T	PW Mtc - PT Salaries	639	1,100	3,200	2,000	2,100	
119F	PW Mtc - Applied Benefits	14,829	16,700	20,000	18,300	19,600	
119T	PW Mtc - PT Applied Benefits	33	100	200	600	700	
	Total Salaries and Benefits	27,545	30,900	39,000	34,900	36,400	
2200	Supplies	8,158	6,500	12,900	12,000	12,000	*
3100	Electricity	4,440	4,000	4,100	4,000	4,000	
3200	Natural Gas	396	500	400	400	400	
3300	Water	34,026	27,000	33,200	33,100	33,100	
4400	Contractual Services	53,003	99,800	82,900	69,800	69,800	*
4900	Intergovernmental Charges	-	-	26,800	7,000	7,000	
9300	Equipment Usage	2,400	2,400	2,400	2,400	2,400	
	Total Maintenance and Operations	102,424	140,200	162,700	128,700	128,700	
	- Activity Total -	$ 129,969	$ 171,100	$ 201,700	$ 163,600	$ 165,100	

* Additional detail on following page(s)

Park Maintenance - SFS Athletic Fields (6125) - Account Number Detail

Acct #2200	FY 2013-14	FY 2014-15	FY 2015-16
Irrigation Supplies	$ 600	$ 700	$ 700
Janitorial Supplies	1,300	1,500	1,500
Misc Supplies	1,500	5,000	5,000
Lamp Replacement	1,800	2,500	2,500
First Aid Supplies	300	300	300
Locks and Cores	1,000	2,000	2,000
	$ 6,500	$ 12,000	$ 12,000

Acct #4400	FY 2013-14	FY 2014-15	FY 2015-16
Landscape Maintenance Contract	$ 26,400	$ 26,400	$ 26,400
Kitchen Equipment Maintenance	1,000	1,000	1,000
HVAC Maintenance	500	500	500
Janitorial Services	20,000	20,000	20,000
Over seeding Bermuda	1,400	1,400	1,400
Kitchen Fire System Inspection	500	500	500
Methane Monitoring	50,000	20,000	20,000
	$ 99,800	$ 69,800	$ 69,800

Park Maintenance - Lake Ctr & BW Ctr (6126)

The Park Maintenance - Lake Center and Betty Wilson Center activity provides for janitorial services, tree trimming, utilities, repairs, landscape and facility maintenance of the grounds, buildings, and structures.

Activity Summary

		Final Est. FY 2013-14	Council Approved FY 2014-15	Council Approved FY 2015-16
Salaries and Benefits	$	46,200	52,900	55,000
Maintenance and Operations		164,800	173,100	173,100
Applied Revenues		(50,000)	(50,000)	(50,000)
Activity Total	$	161,000	176,000	178,100

Fiscal Year Comparisons

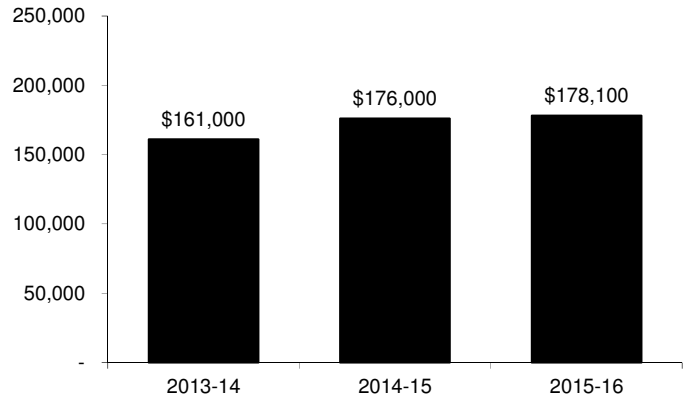

Park Maintenance - Lake Ctr & BW Ctr (6126)

Activity Detail

Acct No.	Description	Actual FY 2012-13	Mid-Year Budget FY 2013-14	Final Estimate FY 2013-14	Council Approved FY 2014-15	Council Approved FY 2015-16	
111F	PW Mtc - Regular Salaries	$ 15,245	$ 19,800	$ 18,000	$ 20,400	$ 20,400	
114F	PW Mtc - OT Pay	2,552	1,000	1,000	1,000	1,000	
114T	PW Mtc - PT OT Pay	-	500	100	100	100	
115T	PW Mtc - PT Salaries	1,075	1,100	2,900	2,000	2,100	
119F	PW Mtc - Applied Benefits	19,604	26,300	24,000	28,800	30,700	
119T	PW Mtc - PT Applied Benefits	56	100	200	600	700	
	Total Salaries and Benefits	38,532	48,800	46,200	52,900	55,000	
2200	Supplies	16,013	16,700	19,000	16,700	16,700	*
3100	Electricity	21,148	20,000	21,800	21,000	21,000	
3200	Natural Gas	323	300	400	500	500	
3300	Water	17,393	16,000	18,000	18,000	18,000	
4400	Contractual Services	92,180	110,900	99,600	110,900	110,900	*
9300	Equipment Usage	6,000	6,000	6,000	6,000	6,000	
	Total Maintenance and Operations	153,057	169,900	164,800	173,100	173,100	
BR00	Damage to City Property	(730)	-	-	-	-	
EE00	County Grants/Park Prop A	-	(25,000)	(25,000)	(25,000)	(25,000)	
EI00	School District Participation	(25,000)	(25,000)	(25,000)	(25,000)	(25,000)	
	Total Applied Revenues	(25,730)	(50,000)	(50,000)	(50,000)	(50,000)	
	- Activity Total -	$ 165,859	$ 168,700	$ 161,000	$ 176,000	$ 178,100	

* Additional detail on following page(s)

Park Maintenance - Lake Ctr & BW Ctr (6126) - Account Number Detail

Acct #2200	FY 2013-14	FY 2014-15	FY 2015-16
Irrigation Supplies	$ 2,000	$ 2,000	$ 2,000
Janitorial Supplies	3,500	3,500	3,500
Misc Supplies	2,000	4,400	4,400
Lamp Replacement	1,800	1,800	1,800
Painting Supplies	300	900	900
Flag Replacement	1,000	1,000	1,000
First Aid Supplies	300	300	300
Locks and Cores	3,800	800	800
HVAC Supplies	1,000	1,000	1,000
Holiday Plants and Decorations	1,000	1,000	1,000
	$ 16,700	$ 16,700	$ 16,700

Acct #4400	FY 2013-14	FY 2014-15	FY 2015-16
Landscape Maintenance Contract	$ 39,000	$ 39,000	$ 39,000
Rental Equipment (Lamp Replace)	1,900	1,900	1,900
Basketball Maintenance	2,400	2,400	2,400
Misc Services	3,000	3,000	3,000
Fence Repair	3,000	3,000	3,000
Pest Control	900	900	900
HVAC Maintenance	3,500	3,500	3,500
Janitorial Services	47,000	47,000	47,000
Water blasting	400	400	400
Painting	5,000	5,000	5,000
Steam Cleaning 2x Annually	1,500	1,500	1,500
Kitchen Fire System Semi	300	300	300
Fire Sprinkler Insp Quarterly	600	600	600
Overseeding Bermuda	2,400	2,400	2,400
	$ 110,900	$ 110,900	$ 110,900

Park Maintenance - Heritage Park (6127)

The Park Maintenance - Heritage Park provides for the janitorial services, tree trimming, utilities, repairs, landscape and facility maintenance of the grounds, buildings, and structures. This includes the Carriage Barn, Bird Aviary, train and caboose, windmill, and other displays.

Activity Summary

		Final Est. FY 2013-14	Council Approved FY 2014-15	Council Approved FY 2015-16
Salaries and Benefits	$	66,300	85,100	88,700
Maintenance and Operations		257,100	260,000	260,900
Applied Revenues		(142,700)	(142,700)	(142,700)
Activity Total	$	180,700	202,400	206,900

Fiscal Year Comparisons

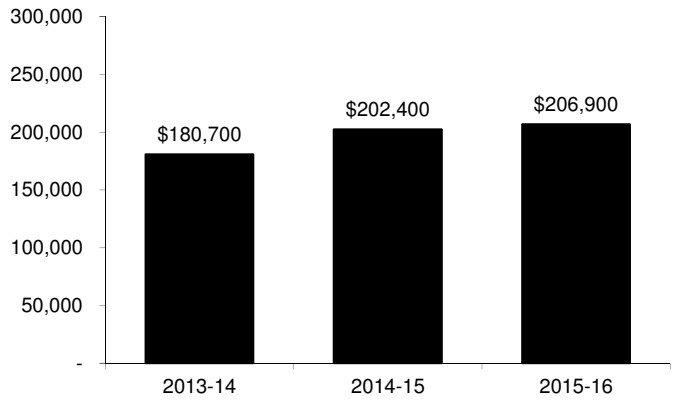

Park Maintenance - Heritage Park (6127)

Activity Detail

Acct No.	Description	Actual FY 2012-13	Mid-Year Budget FY 2013-14	Final Estimate FY 2013-14	Council Approved FY 2014-15	Council Approved FY 2015-16	
111F	PW Mtc - Regular Salaries	$ 18,357	$ 30,500	$ 27,100	$ 31,300	$ 31,400	
114F	PW Mtc - OT Pay	1,235	800	1,500	1,000	1,000	
115T	PW Mtc - PT Salaries	251	5,700	1,600	6,600	7,000	
119F	PW Mtc - Applied Benefits	23,595	40,300	36,000	44,200	47,100	
119T	PW Mtc - PT Applied Benefits	13	300	100	2,000	2,200	
	Total Salaries and Benefits	43,450	77,600	66,300	85,100	88,700	
2200	Supplies	20,897	24,000	24,000	24,000	24,000	*
3100	Electricity	25,536	27,000	24,800	27,000	27,900	*
3200	Natural Gas	208	200	200	200	200	
3300	Water	49,494	46,500	42,300	42,300	42,300	
4400	Contractual Services	139,882	151,700	161,000	161,700	161,700	*
9300	Equipment Usage	4,800	4,800	4,800	4,800	4,800	
	Total Maintenance and Operations	240,816	254,200	257,100	260,000	260,900	
CB00	Property Owner Contributions	(142,762)	(142,700)	(142,700)	(142,700)	(142,700)	
	Total Applied Revenues	(142,762)	(142,700)	(142,700)	(142,700)	(142,700)	
	- Activity Total -	$ 141,504	$ 189,100	$ 180,700	$ 202,400	$ 206,900	

* Additional detail on following page(s)

Park Maintenance - Heritage Park (6127) - Account Number Detail

Acct #2200	FY 2013-14	FY 2014-15	FY 2015-16
Irrigation Supplies	$ 1,500	$ 1,500	$ 1,500
Poinsettias Replacement	700	700	700
Color Replacement	6,400	6,400	6,400
Floor Supplies	1,500	1,500	1,500
Janitorial Supplies	2,300	2,300	2,300
Bird Feed/Food	2,500	2,500	2,500
Miscellaneous Supplies	1,000	1,000	1,000
Locks and Cores	300	300	300
Umbrella Replacement/Covers	1,500	1,500	1,500
Flags	2,000	2,000	2,000
First Aid Supplies	300	300	300
Holiday Supplies	500	500	500
Bird Replacement	1,000	1,000	1,000
Plants for Aviary	1,000	1,000	1,000
HVAC Supplies	1,000	1,000	1,000
Paint Supplies	500	500	500
	$ 24,000	$ 24,000	$ 24,000

Acct #3100	FY 2013-14	FY 2014-15	FY 2015-16
Native American Exhibit	$ 8,400	$ 8,400	$ 8,700
Heritage Park	18,600	18,600	19,200
	$ 27,000	$ 27,000	$ 27,900

Acct #4400	FY 2013-14	FY 2014-15	FY 2015-16
Landscape Maintenance Contract	$ 70,000	$ 70,000	$ 70,000
Tree Spraying	1,000	1,000	1,000
Window Cleaning	2,500	2,500	2,500
Fountain Mtc	15,600	15,600	15,600
HVAC Contract	1,000	1,000	1,000
Railroad Depot	9,100	9,100	9,100
Misc Services	2,000	2,000	2,000
Janitorial Services	42,000	42,000	42,000
Annual Color	7,500	7,500	7,500
Stream & Pump Native American Pond	1,000	1,000	1,000
Repair/Replace Wrought Iron as needed	-	10,000	10,000
	$ 151,700	$ 161,700	$ 161,700

Park Maintenance - Sculpture Gardens (6128)

The Park Maintenance - Sculpture Gardens activity provides for janitorial services, tree trimming, utilities, repairs, landscape and facility maintenance of the grounds, buildings, and structures at the Sculpture Gardens. Additionally, this activity provides maintenance for the parking lot, parking lot lighting, bollard lighting, flag court lighting, flags, and fountain maintenance for the Heritage Springs complex located on the northeast corner of Telegraph Rd. and Norwalk Blvd.

Activity Summary

		Final Est. FY 2013-14	Council Approved FY 2014-15	Council Approved FY 2015-16
Salaries and Benefits	$	36,200	28,800	30,000
Maintenance and Operations		110,200	112,200	113,200
Applied Revenues		(55,000)	(55,000)	(55,000)
Activity Total	$	91,400	86,000	88,200

Fiscal Year Comparisons

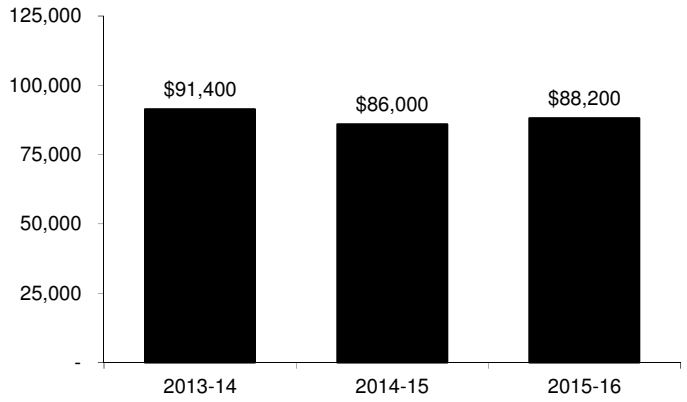

Park Maintenance - Sculpture Gardens (6128)

Activity Detail

Acct No.	Description	Actual FY 2012-13	Mid-Year Budget FY 2013-14	Final Estimate FY 2013-14	Council Approved FY 2014-15	Council Approved FY 2015-16
111F	PW Mtc - Regular Salaries	$ 16,813	$ 11,000	$ 15,200	$ 11,300	$ 11,400
114F	PW Mtc - OT Pay	-	300	500	1,000	1,000
115T	PW Mtc - PT Salaries	63	400	-	400	400
119F	PW Mtc - Applied Benefits	21,585	14,500	20,500	16,000	17,100
119T	PW Mtc - PT Applied Benefits	3	100	-	100	100
	Total Salaries and Benefits	38,464	26,300	36,200	28,800	30,000
2200	Supplies	7,214	11,300	11,300	10,300	10,300
3100	Electricity	18,155	20,000	18,400	20,000	20,000
3300	Water	35,501	35,000	36,900	37,000	38,000
4400	Contractual Services	37,404	41,500	41,600	42,900	42,900
9300	Equipment Usage	2,000	2,000	2,000	2,000	2,000
	Total Maintenance and Operations	100,274	109,800	110,200	112,200	113,200
HL00	Trans from Art in Public Places	(40,000)	(55,000)	(55,000)	(55,000)	(55,000)
	Total Applied Revenues	(40,000)	(55,000)	(55,000)	(55,000)	(55,000)
	- Activity Total -	$ 98,738	$ 81,100	$ 91,400	$ 86,000	$ 88,200

ACTIVITY #6128 'PARK MAINTENANCE - SCULPTURE GARDENS'; AND #6129 'PARK MAINTENANCE - FOOD/FLAG COURT' HAVE BEEN CONSOLIDATED INTO THIS ACTIVITY FOR FISCAL PERIODS 2014-15 & 2015-16 AND GOING FORWARD.

Park Maintenance - Ball Fields (6130)

The Park Maintenance-Ball Fields Program is responsible for maintaining and prepping the fields located at Jersey Athletic Fields, Lake Center Athletic Park, Los Nietos Park, and Little Lake Park for softball, little leagues, and soccer programs. The preparation includes dragging, chalking, leveling, and watering the fields to maintain a safe and competitive playing field.

Activity Summary

		Final Est. FY 2013-14	Council Approved FY 2014-15	Council Approved FY 2015-16
Salaries and Benefits	$	28,400	63,400	67,000
Maintenance and Operations		60,000	64,000	64,000
Applied Revenues		(30,500)	(30,500)	(30,500)
Activity Total	$	57,900	96,900	100,500

Fiscal Year Comparisons

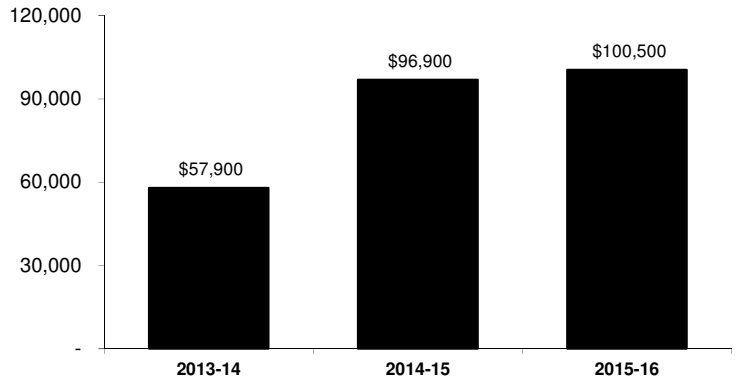

Park Maintenance - Ball Fields - 6130

Activity Detail

Acct No.	Description	Actual FY 2012-13	Mid-Year Budget FY 2013-14	Final Estimate FY 2013-14	Council Approved FY 2014-15	Council Approved FY 2015-16	
111F	PW Mtc - Regular Salaries	$ 1,348	$ -	$ -	$ -	$ -	
111H	CS Rec - Regular Salaries	16,181	-	-	-	-	
114F	PW Mtc - OT Pay	1,091	-	-	1,000	1,000	
114U	CS Rec - PT OT Pay	392	-	-	500	500	
115T	PW Mtc - PT Salaries	176	43,000	27,000	47,600	49,800	
115U	CS Rec - PT Salaries	43,740	-	-	-	-	
119F	PW Mtc - Applied Benefits	1,814	-	-	-	-	
119H	CS Rec - Applied Benefits	16,789	-	-	-	-	
119T	PW Mtc - PT Applied Benefits	9	2,200	1,400	14,300	15,700	
119U	CS Rec - PT Applied Benefits	7,999	-	-	-	-	
	Total Salaries and Benefits	89,539	45,200	28,400	63,400	67,000	
2200	Supplies	16,623	20,000	16,000	20,000	20,000	*
4400	Contractual Services	21,014	24,000	24,000	24,000	24,000	*
9300	Equipment Usage	20,000	20,000	20,000	20,000	20,000	
	Total Maintenance and Operations	57,637	64,000	60,000	64,000	64,000	
BH00	Miscellaneous Fees	(31,321)	(30,500)	(30,500)	(30,500)	(30,500)	
	Total Applied Revenues	(31,321)	(30,500)	(30,500)	(30,500)	(30,500)	
	- Activity Total -	$ 115,855	$ 78,700	$ 57,900	$ 96,900	$ 100,500	

* Additional detail on following page(s)

Park Maintenance - Ball Fields (6130) - Account Number Detail

Acct #2200	FY 2013-14	FY 2014-15	FY 2015-16
Supplies and Concrete Replacement	$ 10,000	$ 10,000	$ 10,000
Back Stop Fencing Repairs	10,000	10,000	10,000
	$ 20,000	$ 20,000	$ 20,000

Acct #4400	FY 2013-14	FY 2014-15	FY 2015-16
Lazor Leveling of Infields	$ 3,000	$ 4,000	$ 4,000
Fencing Replacement	10,000	10,000	10,000
Designated Field/Park Projects	11,000	10,000	10,000
	$ 24,000	$ 24,000	$ 24,000

Park Maintenance - Activity Center (6131)

The Park Maintenance - Activity Center activity provides for the maintenance and repair of the building and facilities, including janitorial services, painting and maintenance to the racquetball court, basketball court, and gym equipment.

Activity Summary

		Final Est. FY 2013-14	Council Approved FY 2014-15	Council Approved FY 2015-16
Salaries and Benefits	$	36,200	27,400	28,500
Maintenance and Operations		73,600	77,000	77,000
Applied Revenues		-	-	-
Activity Total	$	109,800	104,400	105,500

Fiscal Year Comparisons

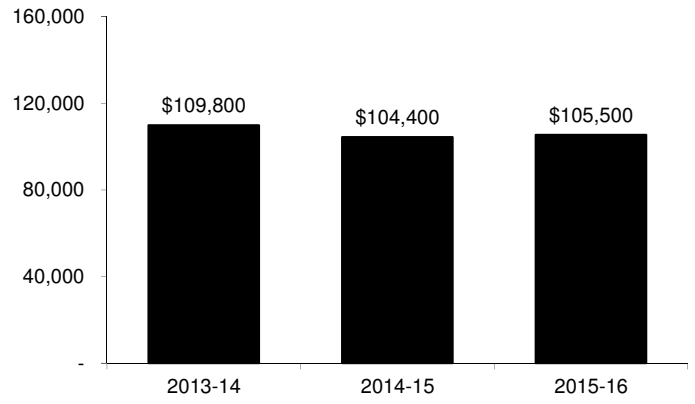

Park Maintenance - Activity Center (6131)

Activity Detail

Acct No.	Description	Actual FY 2012-13	Mid-Year Budget FY 2013-14	Final Estimate FY 2013-14	Council Approved FY 2014-15	Council Approved FY 2015-16	
111F	PW Mtc - Regular Salaries	$ 10,779	$ 9,700	$ 12,300	$ 10,100	$ 10,100	
114F	PW Mtc - OT Pay	371	300	6,000	1,000	1,000	
114T	PW Mtc - PT OT Pay	-	-	100	100	100	
115T	PW Mtc - PT Salaries	9	1,500	1,500	1,500	1,600	
119F	PW Mtc - Applied Benefits	13,865	12,900	16,300	14,200	15,200	
119T	PW Mtc - PT Applied Benefits	0	100	-	500	500	
	Total Salaries and Benefits	25,025	24,500	36,200	27,400	28,500	
2200	Supplies	7,361	11,000	10,000	11,000	11,000	*
3100	Electricity	27,507	28,500	26,600	27,000	27,000	
3300	Water	4,791	4,000	4,100	4,100	4,100	
3400	Telephone	376	300	500	400	400	
4400	Contractual Services	19,811	34,600	30,000	32,100	32,100	*
9300	Equipment Usage	2,400	2,400	2,400	2,400	2,400	
	Total Maintenance and Operations	62,246	80,800	73,600	77,000	77,000	
	- Activity Total -	$ 87,271	$ 105,300	$ 109,800	$ 104,400	$ 105,500	

* Additional detail on following page(s)

Park Maintenance - Activity Center (6131) - Account Number Detail

Acct #2200	FY 2013-14	FY 2014-15	FY 2015-16
Plant Replacement	$ 500	$ 500	$ 500
Irrigation Supplies	500	500	500
Janitorial Supplies	3,000	3,000	3,000
Misc Supplies	3,500	3,500	3,500
Painting Supplies	1,000	1,000	1,000
First Aid Supplies	500	500	500
HVAC Supplies	1,000	1,000	1,000
Locks and Cores	1,000	1,000	1,000
	$ 11,000	$ 11,000	$ 11,000

Acct #4400	FY 2013-14	FY 2014-15	FY 2015-16
Refurbish Racquetball Courts	$ 5,000	$ -	$ -
Floor Repairs	4,000	5,000	-
Misc Contracts	2,600	3,500	3,500
HVAC Maintenance	2,500	2,500	2,500
Equipment Rental	300	700	700
Janitorial Services	18,500	18,500	18,500
Painting	1,700	1,900	1,900
Misc. Repairs	-	-	5,000
	$ 34,600	$ 32,100	$ 32,100

Park Maintenance - Town Center Hall (6135)

The Park Maintenance - Town Center Hall activity provides for the maintenance and repairs of the building and facilities, including utilities and janitorial services.

Activity Summary

		Final Est. FY 2013-14	Council Approved FY 2014-15	Council Approved FY 2015-16
Salaries and Benefits	$	35,100	34,400	36,000
Maintenance and Operations		92,500	93,300	93,300
Applied Revenues		-	-	-
Activity Total	$	127,600	127,700	129,300

Fiscal Year Comparisons

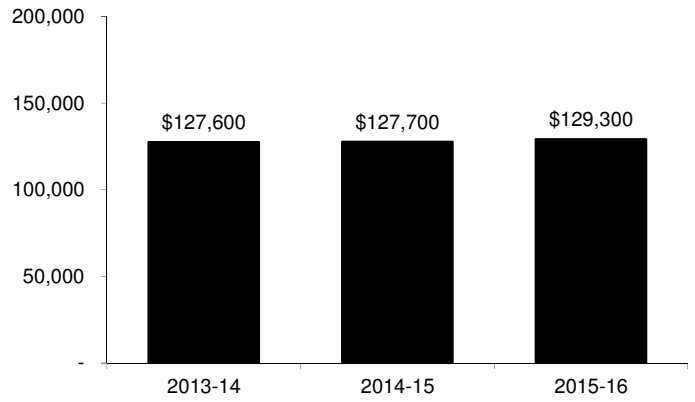

Park Maintenance - Town Center Hall (6135)

Activity Detail

Acct No.	Description	Actual FY 2012-13	Mid-Year Budget FY 2013-14	Final Estimate FY 2013-14	Council Approved FY 2014-15	Council Approved FY 2015-16	
111F	PW Mtc - Regular Salaries	$ 12,998	$ 12,300	$ 14,200	$ 12,700	$ 12,800	
114F	PW Mtc - OT Pay	1,374	1,000	1,000	1,000	1,000	
114T	PW Mtc - PT OT Pay	-	100	100	100	100	
115T	PW Mtc - PT Salaries	117	800	1,000	2,000	2,100	
119F	PW Mtc - Applied Benefits	16,710	16,300	18,700	18,000	19,300	
119T	PW Mtc - PT Applied Benefits	6	100	100	600	700	
	Total Salaries and Benefits	31,206	30,600	35,100	34,400	36,000	
2200	Supplies	8,557	11,900	11,900	11,900	11,900	*
3100	Electricity	28,853	31,000	31,500	31,500	31,500	
3200	Natural Gas	1,205	1,200	1,800	1,800	1,800	
3300	Water	1,099	900	900	900	900	
4400	Contractual Services	43,283	44,800	44,000	44,800	44,800	*
9300	Equipment Usage	2,400	2,400	2,400	2,400	2,400	
	Total Maintenance and Operations	85,397	92,200	92,500	93,300	93,300	
BR00	Damage to City Property	(5,365)	-	-	-	-	
	Total Applied Revenues	(5,365)	-	-	-	-	
	- Activity Total -	$ 111,238	$ 122,800	$ 127,600	$ 127,700	$ 129,300	

* Additional detail on following page(s)

Park Maintenance - Town Center Hall (6135) - Account Number Detail

Acct #2200	FY 2013-14	FY 2014-15	FY 2015-16
Janitorial Supplies	$ 4,700	$ 4,700	$ 4,700
Small Hand Tools/Equipment	500	500	500
Misc Supplies	4,600	4,600	4,600
Painting Supplies	500	500	500
First Aid Supplies	300	300	300
Locks and Cores	300	300	300
HVAC Supplies	1,000	1,000	1,000
	$ 11,900	$ 11,900	$ 11,900

Acct #4400	FY 2013-14	FY 2014-15	FY 2015-16
Drapery Cleaning	$ 1,000	$ 1,000	$ 1,000
Fire System Inspection	600	600	600
Misc. Contracts	4,500	4,500	4,500
Janitorial Services	27,500	27,500	27,500
HVAC Maintenance	3,200	3,200	3,200
Carpet Cleaning	1,500	1,500	1,500
Painting	3,500	3,500	3,500
Elevator Service	3,000	3,000	3,000
	$ 44,800	$ 44,800	$ 44,800

Park Maintenance - Clarke Estate (6136)

The Park Maintenance - Clarke Estate activity provides for janitorial services, tree trimming, utilities, repairs, landscape and facility maintenance of the grounds, building and structures.

Activity Summary

		Final Est. FY 2013-14	Council Approved FY 2014-15	Council Approved FY 2015-16
Salaries and Benefits	$	56,400	63,400	66,000
Maintenance and Operations		148,900	122,700	122,700
Applied Revenues		-	-	-
Activity Total	$	205,300	186,100	188,700

Fiscal Year Comparisons

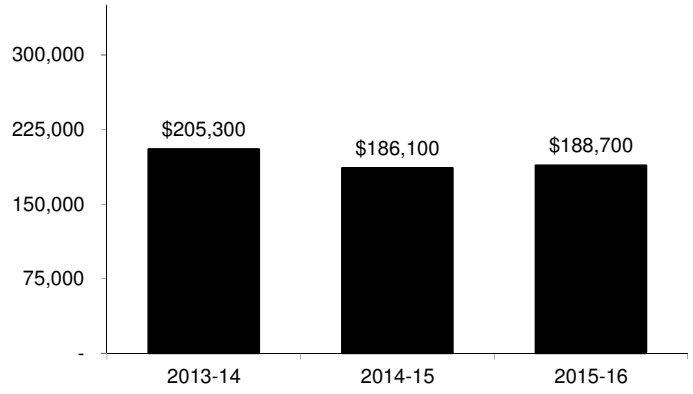

Park Maintenance - Clarke Estate (6136)

Activity Detail

Acct No.	Description	Actual FY 2012-13	Mid-Year Budget FY 2013-14	Final Estimate FY 2013-14	Council Approved FY 2014-15	Council Approved FY 2015-16	
111F	PW Mtc - Regular Salaries	$ 23,859	$ 23,500	$ 23,000	$ 24,100	$ 24,200	
114F	PW Mtc - OT Pay	736	1,000	1,000	1,000	1,000	
115T	PW Mtc - PT Salaries	2,200	2,700	1,700	3,200	3,300	
119F	PW Mtc - Applied Benefits	30,673	31,100	30,600	34,100	36,400	
119T	PW Mtc - PT Applied Benefits	114	100	100	1,000	1,100	
	Total Salaries and Benefits	57,583	58,400	56,400	63,400	66,000	
2200	Supplies	21,922	18,100	27,600	18,100	18,100	*
3100	Electricity	14,722	14,500	13,800	14,300	14,300	
3200	Natural Gas	1,701	1,500	2,000	2,000	2,000	
3300	Water	11,012	11,000	11,100	12,000	12,000	
4400	Contractual Services	93,651	72,700	90,800	72,700	72,700	*
9300	Equipment Usage	3,600	3,600	3,600	3,600	3,600	
	Total Maintenance and Operations	146,608	121,400	148,900	122,700	122,700	
	- Activity Total -	$ 204,191	$ 179,800	$ 205,300	$ 186,100	$ 188,700	

* Additional detail on following page(s)

Park Maintenance - Clarke Estate (6136) - Account Number Detail

Acct #2200	FY 2013-14	FY 2014-15	FY 2015-16
Plant Replacement	$ 7,000	$ 7,000	$ 7,000
Sod Replacement	7,000	7,000	7,000
Irrigation Supplies	500	500	500
Janitorial Supplies	1,200	1,200	1,200
First Aid Supplies	300	300	300
HVAC Supplies	1,600	1,600	1,600
Locks and Cores	500	500	500
	$ 18,100	$ 18,100	$ 18,100

Acct #4400	FY 2013-14	FY 2014-15	FY 2015-16
Misc Contracts	$ 5,000	$ 5,000	$ 5,000
Pest Control Service	600	600	600
HVAC Maintenance	4,800	4,800	4,800
Fountain Service	7,500	7,500	7,500
Carpet Cleaning	2,500	2,500	2,500
Elevator Service	800	800	800
Janitorial Services	11,500	11,500	11,500
Landscape Services	33,800	33,800	33,800
Painting	2,900	2,900	2,900
HVAC/Refrigeration	3,300	3,300	3,300
	$ 72,700	$ 72,700	$ 72,700

Park Maintenance - Center Court (6150)

The Park Maintenance - Center Court activity provides for janitorial services, tree trimming, utilities, repairs, landscape and facility maintenance of the grounds, buildings and structures.

Activity Summary

		Final Est. FY 2013-14	Council Approved FY 2014-15	Council Approved FY 2015-16
Salaries and Benefits	$	13,100	13,800	14,300
Maintenance and Operations		24,300	24,200	24,200
Applied Revenues		(11,000)	-	-
Activity Total	$	26,400	38,000	38,500

Fiscal Year Comparisons

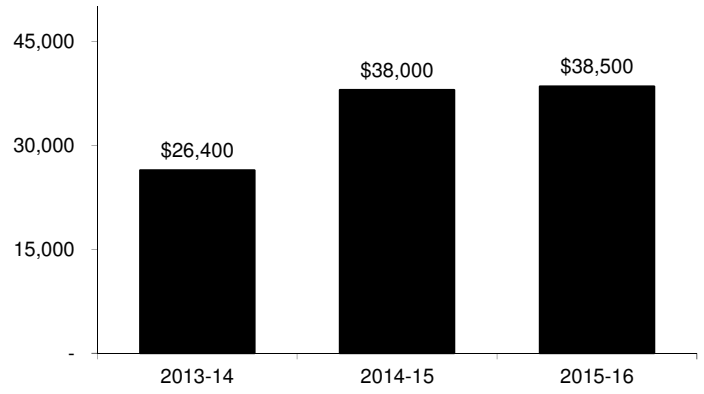

Park Maintenance - Center Court (6150)

Activity Detail

Acct No.	Description	Actual FY 2012-13	Mid-Year Budget FY 2013-14	Final Estimate FY 2013-14	Council Approved FY 2014-15	Council Approved FY 2015-16	
111F	PW Mtc - Regular Salaries	$ 4,539	$ 5,400	$ 5,500	$ 5,600	$ 5,600	
114F	PW Mtc - OT Pay	-	300	300	300	300	
115T	PW Mtc - PT Salaries	36	-	-	-	-	
119F	PW Mtc - Applied Benefits	5,829	7,200	7,300	7,900	8,400	
119T	PW Mtc - PT Applied Benefits	2	-	-	-	-	
	Total Salaries and Benefits	10,406	12,900	13,100	13,800	14,300	
2200	Supplies	2,414	3,400	2,600	3,400	3,400	*
3100	Electricity	3,883	4,000	3,300	3,000	3,000	
4400	Contractual Services	22,211	35,200	17,800	17,200	17,200	*
9300	Equipment Usage	600	600	600	600	600	
	Total Maintenance and Operations	29,109	43,200	24,300	24,200	24,200	
EI00	School District Participation	(22,000)	(22,000)	(11,000)	-	-	
	Total Applied Revenues	(22,000)	(22,000)	(11,000)	-	-	
	- Activity Total -	$ 17,515	$ 34,100	$ 26,400	$ 38,000	$ 38,500	

* Additional detail on following page(s)

Park Maintenance - Center Court (6150) - Account Number Detail

Acct #2200	FY 2013-14	FY 2014-15	FY 2015-16
Plant Replacement	$ 400	$ -	$ -
Misc Supplies	1,000	1,400	1,400
Lamps/Electrical Supplies	2,000	2,000	2,000
	$ 3,400	$ 3,400	$ 3,400

Acct #4400	FY 2013-14	FY 2014-15	FY 2015-16
Landscape Maintenance Contract	$ 18,000	$ -	$ -
Janitorial	15,700	15,700	15,700
HVAC Maintenance	1,500	1,500	1,500
	$ 35,200	$ 17,200	$ 17,200

Park Mtc. - Parkettes/Community Gardens (6180)

The Park Maintenance - Parkettes./Community Gardens activity provides for the maintenance and repairs, including utilities, in the City of Santa Fe Springs.

Activity Summary

		Final Est. FY 2013-14	Council Approved FY 2014-15	Council Approved FY 2015-16
Salaries and Benefits	$	10,100	20,400	21,200
Maintenance and Operations		41,700	52,200	52,200
Applied Revenues		-	-	-
Activity Total	$	51,800	72,600	73,400

Fiscal Year Comparisons

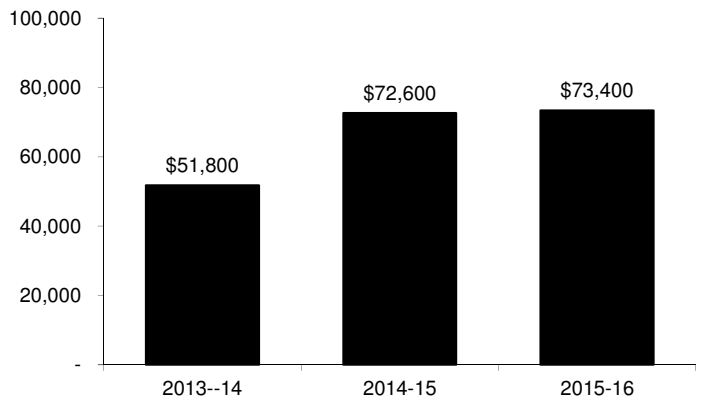

Park Mtc. - Parkettes / Community Gardens (6180)

Activity Detail

Acct No.	Description	Actual FY 2012-13	Mid-Year Budget FY 2013-14	Final Estimate FY 2013-14	Council Approved FY 2014-15	Council Approved FY 2015-16	
111F	PW Mtc - Regular Salaries	$ 4,531	$ 7,100	$ 3,600	$ 7,400	$ 7,500	
114F	PW Mtc - OT Pay	287	300	200	300	300	
115T	PW Mtc - PT Salaries	352	800	1,500	1,700	1,700	
119F	PW Mtc - Applied Benefits	5,830	9,400	4,800	10,500	11,200	
119T	PW Mtc - PT Applied Benefits	18	100	-	500	500	
	Total Salaries and Benefits	11,019	17,700	10,100	20,400	21,200	
2200	Supplies	1,762	1,300	800	1,600	1,600	*
3100	Electricity	1,634	1,400	1,600	1,500	1,500	
3300	Water	23,844	25,000	21,500	26,000	26,000	
4400	Contractual Services	17,916	20,600	16,000	21,300	21,300	*
9300	Equipment Usage	1,800	1,800	1,800	1,800	1,800	
	Total Maintenance and Operations	46,956	50,100	41,700	52,200	52,200	
	- Activity Total -	$ 57,975	$ 67,800	$ 51,800	$ 72,600	$ 73,400	

ACTIVITY #6180 'PARK MAINTENANCE - PARKETTES'; AND #6185 'PARK MAINTENANCE - COMMUNITY GARDENS' HAVE BEEN CONSOLIDATED INTO THIS ACTIVITY FOR FISCAL PERIODS 2014-15 & 2015-16 AND GOING FORWARD.

* Additional detail on following page(s)

Park Mtc. - Parkettes/Community Gardens (6180) - Account Number Detail

Acct #2200	FY 2013-14	FY 2014-15	FY 2015-16
Pea Gravel	$ 400	$ 400	$ 400
Chemicals (Weed Control)	100	200	200
Misc Supplies	800	1,000	1,000
	$ 1,300	$ 1,600	$ 1,600

Acct #4400	FY 2013-14	FY 2014-15	FY 2015-16
Tree Spraying	$ 1,500	$ 1,500	$ 1,500
Landscape Maintenance Contract	15,000	15,000	15,000
Janitorial Service	2,800	2,800	2,800
Misc Contracts	1,300	2,000	2,000
	$ 20,600	$ 21,300	$ 21,300

Park Maintenance - Aquatic Center (6195)

The Park Maintenance - Aquatic Center activity provides for the landscape maintenance, janitorial services, building and facility repairs, and daily maintenance costs (utilities and chemicals) of operating the pools, jacuzzis and buildings.

Activity Summary

		Final Est. FY 2013-14	Council Approved FY 2014-15	Council Approved FY 2015-16
Salaries and Benefits	$	54,700	70,900	73,500
Maintenance and Operations		129,600	148,500	149,500
Applied Revenues		-	-	-
Activity Total	$	184,300	219,400	223,000

Fiscal Year Comparisons

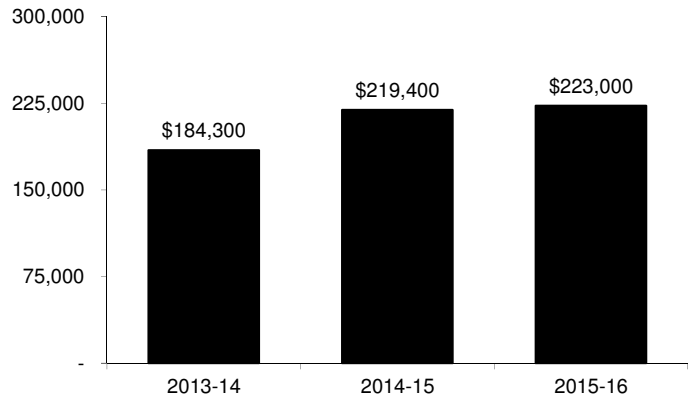

Park Maintenance - Aquatic Center (6195)

Activity Detail

Acct No.	Description	Actual FY 2012-13	Mid-Year Budget FY 2013-14	Final Estimate FY 2013-14	Council Approved FY 2014-15	Council Approved FY 2015-16	
111F	PW Mtc - Regular Salaries	$ 28,555	$ 26,400	$ 21,700	$ 27,200	$ 27,300	
114F	PW Mtc - OT Pay	3,488	3,000	3,000	3,000	3,000	
115T	PW Mtc - PT Salaries	69	800	1,200	1,700	1,700	
119F	PW Mtc - Applied Benefits	36,701	35,000	28,700	38,500	41,000	
119T	PW Mtc - PT Applied Benefits	4	100	100	500	500	
	Total Salaries and Benefits	68,817	65,300	54,700	70,900	73,500	
2200	Supplies	57,489	53,000	40,000	53,000	53,000	*
3100	Electricity	37,732	35,000	32,000	35,000	35,000	
3200	Natural Gas	5,580	8,500	7,600	7,000	7,000	
3300	Water	7,466	5,000	10,000	11,500	12,500	
4400	Contractual Services	23,800	33,000	33,000	35,000	35,000	*
9300	Equipment Usage	7,000	7,000	7,000	7,000	7,000	
	Total Maintenance and Operations	139,067	141,500	129,600	148,500	149,500	
	- Activity Total -	$ 207,884	$ 206,800	$ 184,300	$ 219,400	$ 223,000	

* Additional detail on following page(s)

Park Maintenance - Aquatic Center (6195) - Account Number Detail

Acct #2200	FY 2013-14	FY 2014-15	FY 2015-16
Irrigation Supplies/Plumbing	$ 2,000	$ 2,000	$ 2,000
Janitorial Supplies	3,100	3,100	3,100
Misc Supplies	9,100	9,100	9,100
Pool Chemicals	35,000	35,000	35,000
Locks and Cores	500	500	500
First Aid Supplies	300	300	300
HVAC Supplies	3,000	3,000	3,000
	$ 53,000	$ 53,000	$ 53,000

Acct #4400	FY 2013-14	FY 2014-15	FY 2015-16
Landscaping Maintenance Contract	$ 10,500	$ 10,500	$ 10,500
Misc Services	3,500	3,500	3,500
Pool Pump Repair	13,000	13,000	13,000
HVAC Maintenance	1,000	1,000	1,000
Janitorial Services	5,000	5,000	5,000
Acid Wash Pools	-	2,000	2,000
	$ 33,000	$ 35,000	$ 35,000

Building and Grounds Maintenance - Library (6590)

The Building and Grounds Maintenance - Library activity provides for janitorial services, tree trimming, utilities, repairs, landscape and facility maintenance of the grounds, building, and structures.

Activity Summary

		Final Est. FY 2013-14	Council Approved FY 2014-15	Council Approved FY 2015-16
Salaries and Benefits	$	31,000	31,200	32,500
Maintenance and Operations		74,700	70,200	71,400
Applied Revenues		-	-	-
Activity Total	$	105,700	101,400	103,900

Fiscal Year Comparisons

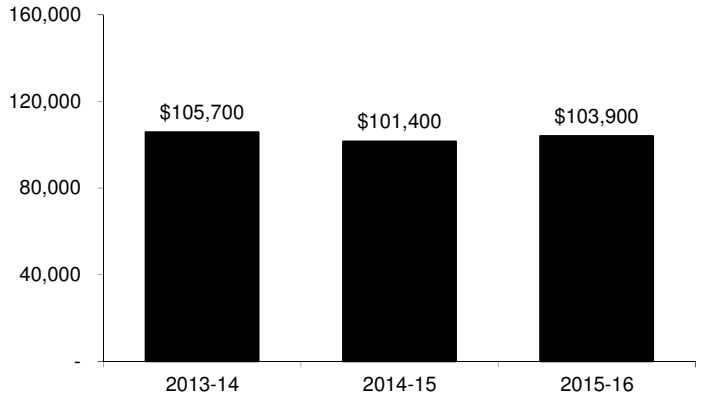

Building and Grounds Maintenance - Library (6590)

Activity Detail

Acct No.	Description	Actual FY 2012-13	Mid-Year Budget FY 2013-14	Final Estimate FY 2013-14	Council Approved FY 2014-15	Council Approved FY 2015-16	
111F	PW Mtc - Regular Salaries	$ 9,825	$ 11,700	$ 12,000	$ 12,100	$ 12,200	
114F	PW Mtc - OT Pay	667	200	3,000	2,000	2,000	
119F	PW Mtc - Applied Benefits	12,619	15,500	16,000	17,100	18,300	
	Total Salaries and Benefits	23,111	27,400	31,000	31,200	32,500	
2200	Supplies	5,321	7,200	9,000	7,200	7,200	*
3100	Electricity	31,914	30,000	31,500	34,000	35,000	
3200	Natural Gas	1,205	1,400	1,800	1,800	1,900	
3300	Water	2,323	1,900	1,900	2,000	2,100	
4400	Contractual Services	34,103	25,200	30,500	25,200	25,200	*
	Total Maintenance and Operations	74,865	65,700	74,700	70,200	71,400	
	- Activity Total -	$ 97,976	$ 93,100	$ 105,700	$ 101,400	$ 103,900	

* Additional detail on following page(s)

Building and Grounds Maintenance - Library (6590) - Account Number Detail

Acct #2200	FY 2013-14	FY 2014-15	FY 2015-16
Irrigation Supplies	$ 1,000	$ 1,000	$ 1,000
Janitorial Supplies	1,500	1,500	1,500
Misc Supplies	1,400	1,400	1,400
Electrical Supplies	500	500	500
Locks and Cores	500	500	500
First Aid Supplies	300	300	300
HVAC Supplies	1,000	1,000	1,000
Lamp Replacement	1,000	1,000	1,000
	$ 7,200	$ 7,200	$ 7,200

Acct #4400	FY 2013-14	FY 2014-15	FY 2015-16
Carpet Cleaning	$ 1,000	$ 1,000	$ 1,000
Misc Services	2,200	2,200	2,200
Window Cleaning	1,000	1,000	1,000
HVAC Maintenance	1,000	1,000	1,000
Janitorial Services	20,000	20,000	20,000
	$ 25,200	$ 25,200	$ 25,200

Building and Grounds Mtc - Gus Velasco Neighborhood Ctr (7190)

The Building and Grounds Maintenance - Gus Velasco Neighborhood Center activity provides for the maintenance, repairs and landscape of the Gus Velasco Neighborhood Center building and structures.

Activity Summary

		Final Est. FY 2013-14	Council Approved FY 2014-15	Council Approved FY 2015-16
Salaries and Benefits	$	31,700	43,200	45,000
Maintenance and Operations		182,200	175,500	177,500
Applied Revenues		-	-	-
Activity Total	$	213,900	218,700	222,500

Fiscal Year Comparisons

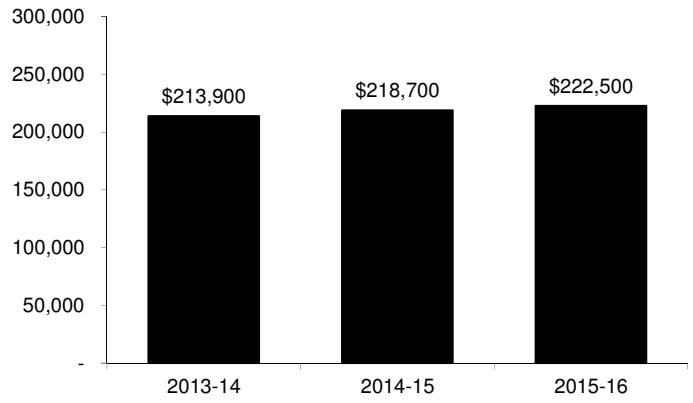

Building and Grounds Maintenance - Gus Velasco Neighborhood Center (7190)

Activity Detail

Acct No.	Description	Actual FY 2012-13	Mid-Year Budget FY 2013-14	Final Estimate FY 2013-14	Council Approved FY 2014-15	Council Approved FY 2015-16	
111F	PW Mtc - Regular Salaries	$ 18,488	$ 15,600	$ 13,000	$ 16,600	$ 16,700	
114F	PW Mtc - OT Pay	2,648	1,000	600	1,000	1,000	
114T	PW Mtc - PT OT Pay	-	100	100	100	100	
115T	PW Mtc - PT Salaries	222	1,500	1,000	1,500	1,600	
119F	PW Mtc - Applied Benefits	23,781	20,700	17,000	23,500	25,100	
119T	PW Mtc - PT Applied Benefits	12	100	-	500	500	
	Total Salaries and Benefits	45,151	39,000	31,700	43,200	45,000	
2200	Supplies	18,178	10,700	12,000	11,500	11,500	*
3100	Electricity	38,799	32,000	45,500	46,600	47,600	
3200	Natural Gas	70	1,000	300	400	400	
3300	Water	14,480	14,000	17,200	19,000	20,000	
4400	Contractual Services	85,250	81,000	101,200	92,000	92,000	*
9300	Equipment Usage	6,000	6,000	6,000	6,000	6,000	
	Total Maintenance and Operations	162,777	144,700	182,200	175,500	177,500	
	- Activity Total -	$ 207,928	$ 183,700	$ 213,900	$ 218,700	$ 222,500	

* Additional detail on following page(s)

Bldg and Grounds Mtc. - Gus Velasco Neighborhood Center (7190) - Account Number Detail

Acct #2200	FY 2013-14	FY 2014-15	FY 2015-16
Irrigation	$ 1,500	$ 1,500	$ 1,500
Poinsettias	1,000	1,000	1,000
Janitorial Supplies	4,300	4,300	4,300
HVAC Supplies	2,400	2,400	2,400
Locks and Cores	500	500	500
First Aid Supplies	300	300	300
Uniforms and Boots	700	-	
Audio Visual Components	-	1,500	1,500
	$ 10,700	$ 11,500	$ 11,500

Acct #4400	FY 2013-14	FY 2014-15	FY 2015-16
Landscape Maintenance Contract	$ 24,500	$ 24,500	$ 24,500
Fire System Quarterly	1,000	1,000	1,000
Miscellaneous Services	1,500	1,500	1,500
Pest Control	1,200	1,200	1,200
Carpet Cleaning	2,500	2,500	2,500
Dish Washer Contract	2,500	2,500	2,500
Janitorial Services	44,000	55,000	55,000
HVAC Maintenance	1,000	1,000	1,000
Kitchen Fire System Inspection	1,000	1,000	1,000
Fountain Maintenance	1,800	1,800	1,800
	$ 81,000	$ 92,000	$ 92,000

Bldg & Grounds Mtc - Child Care Centers (7390)

The Building and Grounds Maintenance - Child Care Centers provides for the landscape, maintenance and repairs of the three Child Care Centers, including janitorial services, tree trimming, utilities, and facility maintenance of the grounds, buildings, and structures.

Activity Summary

		Final Est. FY 2013-14	Council Approved FY 2014-15	Council Approved FY 2015-16
Salaries and Benefits	$	50,400	81,600	84,900
Maintenance and Operations		129,200	133,100	133,200
Applied Revenues		-	-	-
Activity Total	$	179,600	214,700	218,100

Fiscal Year Comparisons

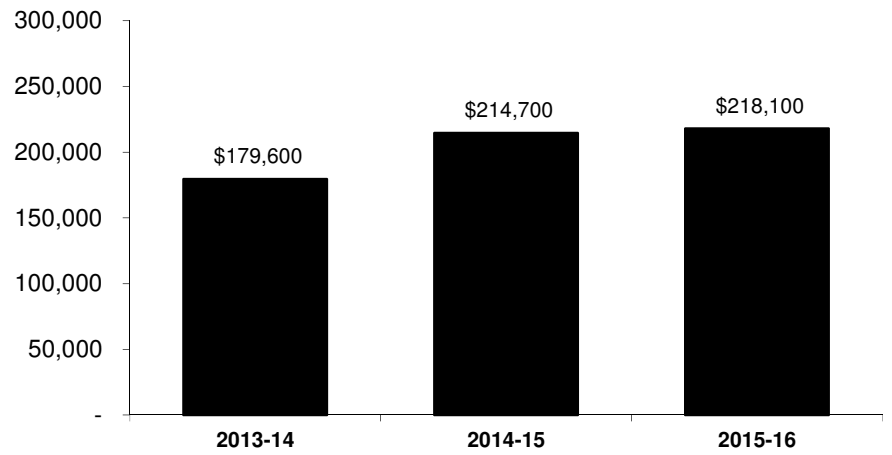

Building and Grounds Maintenance - Child Care Centers (7390)

Activity Detail

Acct No.	Description	Actual FY 2012-13	Mid-Year Budget FY 2013-14	Final Estimate FY 2013-14	Council Approved FY 2014-15	Council Approved FY 2015-16	
111F	PW Mtc - Regular Salaries	$ 23,431	$ 31,600	$ 21,600	$ 32,600	$ 32,700	
114F	PW Mtc - OT Pay	378	700	2,000	1,000	1,000	
115T	PW Mtc - PT Salaries	108	1,500	100	1,500	1,600	
119F	PW Mtc - Applied Benefits	29,974	41,900	26,700	46,000	49,100	
119T	PW Mtc - PT Applied Benefits	6	100	-	500	500	
	Total Salaries and Benefits	53,897	75,800	50,400	81,600	84,900	
2200	Supplies	18,499	16,100	18,600	18,100	18,100	
3100	Electricity	18,458	25,600	23,300	24,000	24,000	
3200	Natural Gas	308	300	300	300	300	
3300	Water	1,216	1,000	1,100	1,200	1,300	
4400	Contractual Services	100,607	87,300	84,100	87,700	87,700	*
9300	Equipment Usage	1,800	1,800	1,800	1,800	1,800	
	Total Maintenance and Operations	140,888	132,100	129,200	133,100	133,200	
	- Activity Total -	$ 194,785	$ 207,900	$ 179,600	$ 214,700	$ 218,100	

ACTIVITY #7390 'BLDG & GROUNDS MTC - LOS NIETOS AND LAKEVIEW CHILD CARE CENTERS'; AND #7391 'BLDG & GROUNDS MTC - CHILD DEVELOPMENT CENTER' HAVE BEEN CONSOLIDATED INTO THIS ACTIVITY FOR FISCAL PERIODS 2014-15 & 2015-16 AND GOING FORWARD.

* Additional detail on following page(s)

Building and Grounds Maintenance - Child Care Centers (7390) Account Number Detail

Acct #4400	FY 2013-14	FY 2014-15	FY 2015-16
Landscape Maintenance Contract	$ 7,400	$ 7,400	$ 7,400
Miscellaneous Services	11,700	11,700	11,700
Pest Control	1,600	1,600	1,600
Carpet Cleaning	1,400	1,400	1,400
HVAC Maintenance	2,000	2,000	2,000
Miscellaneous Repairs	1,500	1,500	1,500
Janitorial Services	52,500	52,500	52,500
Painting	8,800	8,800	8,800
Alarm Monitoring	400	800	800
	$ 87,300	$ 87,700	$ 87,700

Traffic Commission (5212)

The Traffic Commission is an advisory committee comprised of residents appointed by the City Council. The Traffic Commission meets on a monthly basis to discuss traffic-related matters within the City, such as traffic accidents, traffic-related capital projects, business-requested parking prohibitions and speeding concerns. Support for the Traffic Commission is provided by both the Public Works Department, as well as Whittier Police Officers, through the Police Services Center.

Activity Summary

		Final Est. FY 2013-14	Council Approved FY 2014-15	Council Approved FY 2015-16
Salaries and Benefits	$	9,000	10,100	10,500
Maintenance and Operations		2,500	3,600	3,600
Applied Revenues		-	-	-
Activity Total	$	11,500	13,700	14,100

Fiscal Year Comparisons

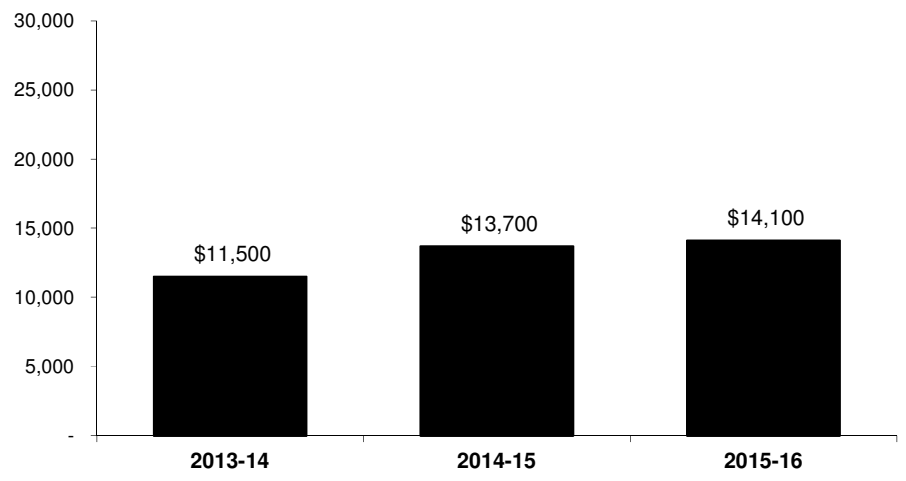

Traffic Commission (5212)

Activity Detail

Acct No.	Description	Actual FY 2012-13	Mid-Year Budget FY 2013-14	Final Estimate FY 2013-14	Council Approved FY 2014-15	Council Approved FY 2015-16
111E	PW Adm - Regular Salaries	$ 3,675	$ 2,600	$ 2,500	$ 2,700	$ 2,700
114E	PW Adm - OT Pay	102	500	100	500	500
115S	PW Adm - PT Salaries	450	1,600	1,500	1,600	1,600
119E	PW Adm - Applied Benefits	5,589	3,900	3,800	4,100	4,400
119S	PW Adm - PT Applied Benefits	371	1,200	1,100	1,200	1,300
	Total Salaries and Benefits	10,188	9,800	9,000	10,100	10,500
2200	Supplies	105	200	200	200	200
4210	Travel and Meetings	-	400	-	400	400
4400	Contractual Services	1,800	3,000	2,300	3,000	3,000
	Total Maintenance and Operations	1,905	3,600	2,500	3,600	3,600
	- Activity Total -	$ 12,093	$ 13,400	$ 11,500	$ 13,700	$ 14,100

COMMUNITY SERVICES

The Department of Community Services is comprised of three multidisciplinary and integrated divisions, which include the Divisions of Family & Human Services, Library & Cultural Services and Parks & Recreation Services. In a collaborative and interdependent approach, the Department of Community Services provides a wide array of program offerings and services to Santa Fe Springs residents. Its mission is to continually assess the educational, cultural, and social needs of the community and design Library, Recreation, and Social Services Programs to meet these needs; provide these services in a professional, courteous, and ethical manner; strive to meet the needs of the physically and mentally-challenged individuals and their families; promote the value of the ethnic and cultural diversity of the community; foster volunteerism; and join other departments to carry forth the City's mission.

Below is a chart showing the department's divisions. More detailed information is available on the following pages:

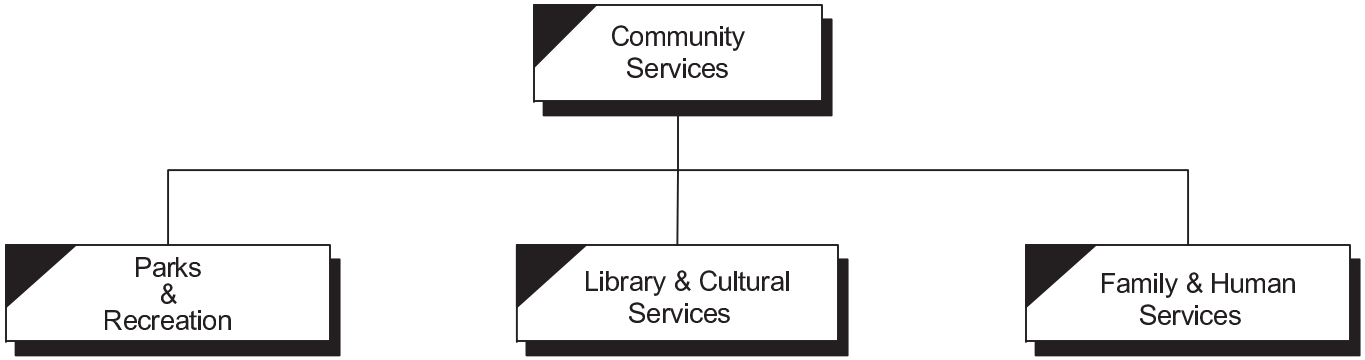

Community Services

FY 2014-15 & FY 2015-16 Approved Budget

Department Summary

Activity Name	Actual FY 2012-13	Mid-Year Budget FY 2013-14	Final Estimate FY 2013-14	Council Approved FY 2014-15	Council Approved FY 2015-16
Parks and Recreation Services	$ 1,587,096	$ 1,840,900	$ 1,756,300	$ 1,841,200	$ 1,899,100
Library & Cultural Services	1,218,873	1,500,100	1,489,400	1,482,000	1,539,100
Family & Human Services	1,022,596	1,066,800	1,314,700	1,454,500	1,522,600
Department Totals	$ 3,828,565	$ 4,407,800	$ 4,560,400	$ 4,777,700	$ 4,960,800

Parks and Recreation Services

The Parks and Recreation Services Division is one of three divisions that completes the Department of Community Services. This division provides recreation and leisure activities to stimulate and create physical and emotional growth for all residents of Santa Fe Springs. This is accomplished through many activities and special events, focusing on cultural enrichment, but primarily through year long programs of youth and adult sports, recreational classes, day camp programs, aquatic classes, youth programs, and Activity Center. The Parks and Recreation Division has made a commitment to provide “Green” facilities and parks to ensure that future generations will continue to have the same quality of life and opportunities available to them to satisfy their creative and competitive nature and desire for adventure.

Below is a chart showing the division's activities. More detailed information is available on the following pages:

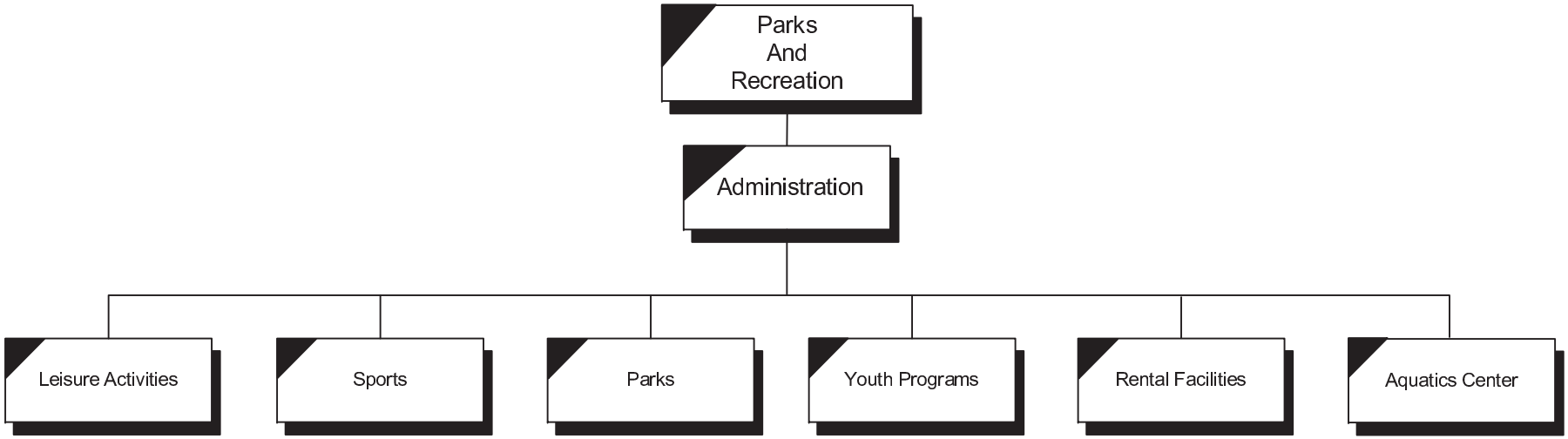

Parks and Recreation Services

FY 2014-15 & FY 2015-16

Position Summary

Full-Time Positions	Original FY 2013-14	Revised FY 2013-14	Change + or (-)	Approved FY 2014-15	Change + or (-)	Approved FY 2015-16	Change + or (-)
Administrative Clerk II *	1.50	1.50	-	1	(0.5)	1	-
Aquatics Manager	-	1	1	1	-	1	-
Community Services Specialist	1	-	(1)	-	-	-	-
Community Services Supervisor	3	3	-	3	-	3	-
Director of Recreation Services	1	1	-	1	-	1	-
Program Coordinator	2	2	-	2	-	2	-
Recreation Specialist	2	2	-	2	-	2	-
Total Number of Full-Time Positions	10.50	10.50	-	10	(0.50)	10	-
Part-Time Benefitted Positions							
Community Services Leader II B	3	3	-	3	-	3	-
Community Services Leader III	2	2	-	2	-	2	-
Total Number of Part-Time Benefitted Positions	5	5	-	5	-	5	-
Part-Time Non-Benefitted Hours							
Total Number of Hours	53,273	53,273	-	55,000	1,727	55,000	-

* One half Administrative Clerk II position will transfer to Family and Human Services effective FY 2014-15.

Parks and Recreation Services

FY 2014-15 & FY 2015-16 Approved Budget

Division Summary

Activity Number	Activity Name	Actual FY 2012-13	Mid-Year Budget FY 2013-14	Final Estimate FY 2013-14	Council Approved FY 2014-15	Council Approved FY 2015-16
6210	Parks & Recreation Services Administration	386,737	370,400	373,600	366,100	373,900
6215	Parks	348,613	317,700	316,500	305,900	313,100
6230	Youth Programs	69,267	122,900	103,300	123,700	126,900
6246	Rental Facilities	317,497	443,800	368,400	413,800	436,700
6261	Sports	321,100	307,100	314,200	356,600	367,400
6262	Leisure Activities	64,734	201,600	195,900	176,900	184,000
6265	Aquatics Center	79,147	77,400	84,400	98,200	97,100
Division Totals		1,587,096	1,840,900	1,756,300	1,841,200	1,899,100

Parks and Recreation Services Administration (6210)

The Administration section is responsible for the overall administration of the Parks and Recreation Services Division of the Department of Community Services. Various trainings are provided to Division staff. Other professional development opportunities are provided through this Section in the form of membership to professional associations and attendance to annual conferences. The primary programs that falls under the Divisional Administration Section is Santa's Float, a two-week program that brings holiday cheer to the residential neighborhoods and community agencies, and the Annual Tree Lighting Program which opens the holiday season and is the first night of Santa's Float.

The Administration section also includes City Committees with oversight provided by the Parks and Recreation Division. The committees include the Community Beautification Committee, Community Program Committee, and Sister City Committee.

The Community Beautification Committee provides suggestions for policy determination by the City Council concerning beautification of the City. It is comprised of 25 members appointed by the City Council from a cross section of community residents. The committee recommends programs and educational programs it deems advisable for recognizing individuals, groups, organizations, or companies that have improved or are working toward beautifying their homes, businesses, industries, and/or property.

The Community Program Committee provides cultural and educational events and activities. Monthly excursions are coordinated for the community to museums, plays, historical events, art shows, and popular exhibits. The committee is comprised of 25 members appointed by the City Council from a cross section of community residents.

The Santa Fe Springs Sister City Committee's purpose is to plan and conduct projects which will foster mutual understanding and goodwill between the citizenry of Santa Fe Springs and the citizenry of any foreign city duly designated by the City Council of the City of Santa Fe Springs as a "Sister City" of the City of Santa Fe Springs. The Committee is comprised of 25 members appointed by the City Council from a cross section of persons who either reside or work in the City.

Activity Summary

	Final Est. FY 2013-14	Council Approved FY 2014-15	Council Approved FY 2015-16
Salaries and Benefits	286,800	$ 275,600	283,400
Maintenance and Operations	122,900	125,500	125,500
Applied Revenues	(36,100)	(35,000)	(35,000)
Activity Total	373,600	$ 366,100	373,900

Fiscal Year Comparisons

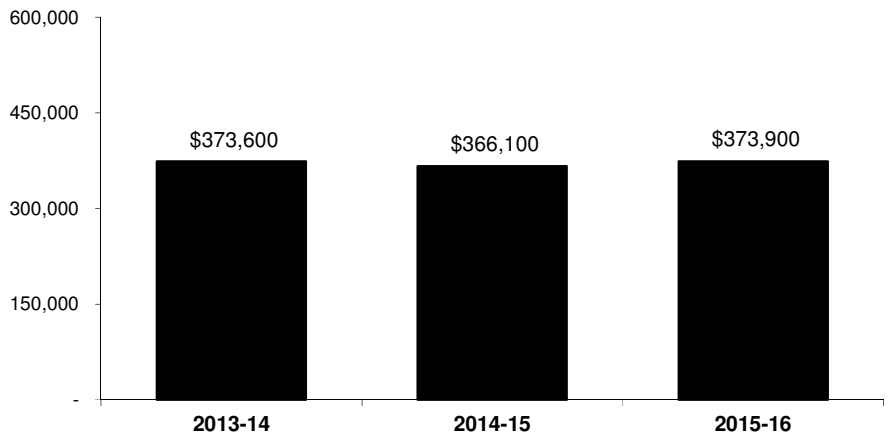

Parks and Recreation Services Administration (6210)

Activity Detail

Acct No.	Description	Actual FY 2012-13	Mid-Year Budget FY 2013-14	Final Estimate FY 2013-14	Council Approved FY 2014-15	Council Approved FY 2015-16	
111H	CS Rec - Regular Salaries	$ 134,898	$ 95,500	$ 95,800	$ 89,200	$ 89,200	
111J	CS Fam - Regular Salaries	-	12,700	12,700	13,000	13,000	
114F	PW Mtc - OT Pay	5,634	7,300	6,000	7,300	7,300	
114K	FD - OT Pay	3,063	3,100	2,400	3,100	3,100	
114T	PW Mtc - PT OT Pay	488	500	500	500	500	
114U	CS Rec - PT OT Pay	101	-	300	300	300	
115R	FA - PT Salaries	-	300	300	-	-	
115U	CS Rec - PT Salaries	32,621	47,100	47,100	43,100	44,100	
115W	CS Fam - PT Salaries	-	-	500	-	-	
116H	CS Rec - Standby Pay	1,510	1,400	1,400	1,400	1,400	
116U	CS Rec - PT Standby Pay	455	-	-	-	-	
119H	CS Rec - Applied Benefits	140,036	97,600	97,900	98,000	103,800	
119J	CS Fam - Applied Benefits	-	13,000	13,000	14,200	15,000	
119U	CS Rec - PT Applied Benefits	3,834	3,700	8,900	5,500	5,700	
	Total Salaries and Benefits	322,640	282,200	286,800	275,600	283,400	
2200	Supplies	30,909	32,200	32,200	35,400	35,400	*
3400	Telephone	24,256	22,000	24,700	24,100	24,100	
4210	Travel and Meetings	494	3,000	2,000	2,000	2,000	
4220	Memberships	505	3,000	3,000	3,000	3,000	
4250	Training	60	-	-	-	-	
4400	Contractual Services	17,879	25,100	23,100	23,100	23,100	*
9300	Equipment Usage	38,400	37,900	37,900	37,900	37,900	
9500	Duplication Charges	-	1,000	-	-	-	
	Total Maintenance and Operations	112,502	124,200	122,900	125,500	125,500	
BH00	Miscellaneous Fees	-	-	-	-	-	
BL00	Participant Fees/Christmas Float	(8,218)	(7,000)	(8,100)	(7,000)	(7,000)	
CE00	Contributions (Sponsorship)	(200)	(1,000)	-	-	-	
CG00	Franchise Fees	(39,987)	(28,000)	(28,000)	(28,000)	(28,000)	
	Total Applied Revenues	(48,405)	(36,000)	(36,100)	(35,000)	(35,000)	
	- Activity Total -	$ 386,737	$ 370,400	$ 373,600	$ 366,100	$ 373,900	
	ACTIVITY #6330 'SISTER CITY PROGRAM' CONSOLIDATED INTO THIS ACTIVITY FOR FY2014-15 & FY2015-16 AND GOING FORWARD						

* Additional detail on following page(s)

Parks and Recreation Services Administration (6210) - Account Number Detail

Acct #2200	FY 2013-14	FY 2014-15	FY 2015-16
Office Supplies	$ 7,300	$ 7,300	$ 7,300
Staff Uniforms	7,000	8,000	8,000
Staff Uniforms - Heritage Park Rangers	-	2,200	2,200
Sister City Program	1,500	1,500	1,500
Beautification Awards/Tree Lighting	3,100	3,100	3,100
Christmas Float	13,300	13,300	13,300
	$ 32,200	$ 35,400	$ 35,400

Acct #4400	FY 2013-14	FY 2014-15	FY 2015-16
Equipment Repair	$ 3,600	$ 2,600	$ 2,600
Duplication	-	1,000	1,000
Copier Contract	2,400	2,400	2,400
Training Speakers	2,000	1,000	1,000
Christmas Float	3,000	3,000	3,000
Catering	2,000	1,000	1,000
Christmas Tree Lighting	3,000	3,000	3,000
Sister City	1,000	1,000	1,000
Beautification/Awards/Reception	3,000	3,000	3,000
CPC Excursions	3,100	3,100	3,100
Merchant's Services	2,000	2,000	2,000
	$ 25,100	$ 23,100	$ 23,100

Parks (6215)

The Parks Section of the Parks and Recreation Services Division in the Department of Community Services provides supervision and activities for youth and adults at four neighborhood parks located throughout the city. The hours of operation for the parks changes seasonally, and coincides with the school calendar. The summer months of June, July, and August are considered the bulk of the parks program, with extended hours to accommodate the leisure needs of the community.

During the summer months special programming includes the "Summer Concerts in the Park," and summer family movie nights. Each park will have daily activities and one family beach excursion.

Special city-wide events are provided annually under the Parks Section such as 4th of July at Los Nietos Park where traditional Independence Day activities are provided with a spectacular fireworks display; the Halloween Carnival at Los Nietos Park, designed for children between the ages of 5 to 12 years to promote a safe Halloween in a supervised environment with a judged Costume Parade, which is the highlight of the carnival; and, the traditional Easter Egg Hunt also at Los Nietos Park with traditional activities and crafts for children and their families.

Activity Summary

	Final Est. FY 2013-14	Council Approved FY 2014-15	Council Approved FY 2015-16
Salaries and Benefits	322,000	$ 304,800	312,000
Maintenance and Operations	74,700	73,700	73,700
Applied Revenues	(80,200)	(72,600)	(72,600)
Activity Total	316,500	$ 305,900	313,100

Fiscal Year Comparisons

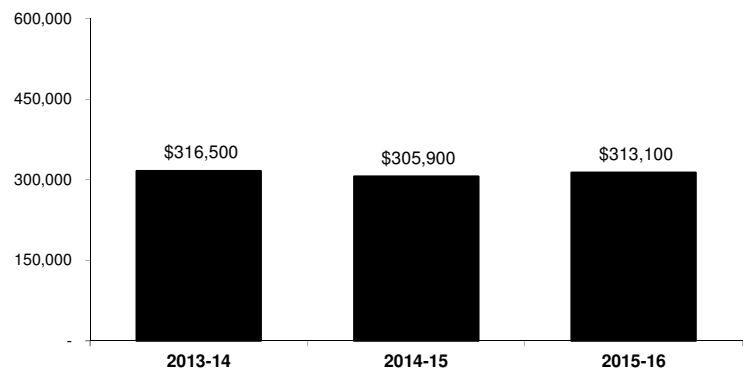

Parks (6215)

Activity Detail

Acct No.	Description	Actual FY 2012-13	Mid-Year Budget FY 2013-14	Final Estimate FY 2013-14	Council Approved FY 2014-15	Council Approved FY 2015-16	
111F	PW Mtc - Regular Salaries	$ -	$ -	$ 1,000	$ -	$ -	
111H	CS Rec - Regular Salaries	83,773	46,300	46,300	47,200	47,500	
114F	PW Mtc - OT Pay	-	1,000	1,500	1,500	1,500	
114T	PW Mtc - PT OT Pay	-	500	500	-	-	
114U	CS Rec - PT OT Pay	1,213	1,000	1,000	1,000	1,000	
115U	CS Rec - PT Salaries	178,388	178,500	178,500	164,200	165,800	
115W	CS Fam - PT Salaries	90	-	300	-	-	
116H	CS Rec - Standby Pay	35	-	-	-	-	
119F	PW Mtc - Applied Benefits	-	-	1,200	-	-	
119H	CS Rec - Applied Benefits	87,002	47,400	47,400	51,800	55,300	
119U	CS Rec - PT Applied Benefits	34,251	44,300	44,300	39,100	40,900	
119W	CS Fam - PT Applied Benefits	5	-	-	-	-	
	Total Salaries and Benefits	384,756	319,000	322,000	304,800	312,000	
2200	Supplies	34,421	34,000	34,000	31,000	31,000	*
4400	Contractual Services	25,174	39,000	40,000	42,000	42,000	*
9300	Equipment Usage	700	700	700	700	700	
9500	Duplication Charges	-	1,000	-	-	-	
	Total Maintenance and Operations	60,295	74,700	74,700	73,700	73,700	
BK00	Facility Use Fee	(4,000)	(4,000)	(4,000)	(4,000)	(4,000)	
BL00	Participant Fees	(2,342)	(2,000)	(1,600)	(1,600)	(1,600)	
CE00	Contributions	(5,100)	(3,000)	-	-	-	
CG00	Franchise Fees	(54,996)	(37,000)	(44,600)	(37,000)	(37,000)	
EG00	City of Norwalk Participation	(30,000)	(30,000)	(30,000)	(30,000)	(30,000)	
	Total Applied Revenues	(96,438)	(76,000)	(80,200)	(72,600)	(72,600)	
	- Activity Total -	$ 348,613	$ 317,700	$ 316,500	$ 305,900	$ 313,100	

* Additional detail on following page(s)

Parks (6215) - Account Number Detail

Acct #2200	FY 2013-14	FY 2014-15	FY 2015-16
Los Nietos Park	$ 4,000	$ 4,000	$ 4,000
Lakeview Park	4,000	4,000	4,000
Santa Fe Springs Park	4,000	4,000	4,000
Area Special Events	3,600	3,600	3,600
Easter Activities	4,100	4,100	4,100
4th of July	2,000	2,000	2,000
Office Supplies	1,300	1,300	1,300
Little Lake Park	4,000	4,000	4,000
Haunted House **(transferred to 6261)**	3,000	-	-
Halloween Carnival	4,000	4,000	4,000
	$ 34,000	$ 31,000	$ 31,000

Acct #4400	FY 2013-14	FY 2014-15	FY 2015-16
4th of July Fireworks	$ 19,000	$ 20,000	$ 20,000
Duplication	-	1,000	1,000
4th of July Entertainment	2,000	2,500	2,500
Playground Special Events	3,000	3,000	3,000
Concerts and movies in the Park	5,000	5,500	5,500
Halloween Carnival	5,000	5,000	5,000
Easter	2,600	2,600	2,600
Health Permits for Wadding Pools	2,400	2,400	2,400
	$ 39,000	$ 42,000	$ 42,000

Youth Programs (6230)

This activity provides safe and positive alternatives for youth in middle school. This is accomplished through recreational and educational programs provided to enhance awareness of the choices and avenues available to them. Scheduled activities and tournaments are offered daily, with special events including frequent excursions to local sporting events or concerts, and / or exposing them to wider opportunities by visiting “trendy” places. To meet the academic needs of the youth, free tutoring is also provided. Most of the activities are available at little or no cost.

Activity Summary

	Final Est. FY 2013-14	Council Approved FY 2014-15	Council Approved FY 2015-16
Salaries and Benefits	111,600	$ 120,200	123,400
Maintenance and Operations	15,300	15,400	15,400
Applied Revenues	(23,600)	(11,900)	(11,900)
Activity Total	103,300	$ 123,700	126,900

Fiscal Year Comparisons

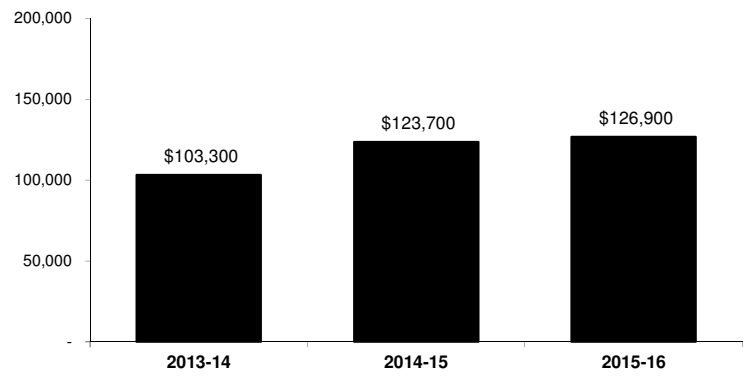

Youth Programs (6230)

Activity Detail

Acct No.	Description	Actual FY 2012-13	Mid-Year Budget FY 2013-14	Final Estimate FY 2013-14	Council Approved FY 2014-15	Council Approved FY 2015-16	
111F	PW Mtc - Regular Salaries	$ -	$ -	$ 600	$ -	$ -	
111H	CS Rec - Regular Salaries	-	13,800	14,600	14,000	14,300	
115U	CS Rec - PT Salaries	59,460	75,200	60,300	68,200	68,700	
116U	CS Rec - PT Stand By Pay	107	-	-	-	-	
119F	PW Mtc - Applied Benefits	-	-	800	-	-	
119H	CS Rec - Applied Benefits	-	14,100	14,300	15,400	16,700	
119U	CS Rec - PT Applied Benefits	22,289	23,600	21,000	22,600	23,700	
	Total Salaries and Benefits	81,857	126,700	111,600	120,200	123,400	
2200	Supplies	9,684	13,700	11,900	12,000	12,000	*
4210	Travel and Meetings	-	600	-	-	-	
4400	Contractual Services	3,232	5,200	3,400	3,400	3,400	*
	Total Maintenance and Operations	12,916	19,500	15,300	15,400	15,400	
BH00	Miscellaneous Fees	-	-	(300)	-	-	
BL00	Participant Fees	(3,459)	(3,000)	(3,000)	(3,000)	(3,000)	
BZ00	Concession Sales	-	(800)	(800)	(800)	(800)	
CE00	Contributions	(3,505)	(3,000)	(3,000)	-	-	
HCDB	Transfer from CDBG	(18,542)	(16,500)	(16,500)	(8,100)	(8,100)	
	Total Applied Revenues	(25,506)	(23,300)	(23,600)	(11,900)	(11,900)	
	- Activity Total -	$ 69,267	$ 122,900	$ 103,300	$ 123,700	$ 126,900	

* Additional detail on following page(s)

Youth Programs (6230) - Account Number Detail

Acct #2200	FY 2013-14	FY 2014-15	FY 2015-16
Monitors, Gaming Devices and Equipment	$ 4,000	$ 5,000	$ 5,000
CD's	500	-	-
Craft Supplies	1,000	1,000	1,000
Paper Goods	1,000	1,000	1,000
Movie Rentals	500	-	-
Dance Supplies	1,500	1,500	1,500
Youth Leadership misc supplies / jackets **(transferred to 7110)**	1,700	-	-
Food	2,500	2,500	2,500
First Aid Supplies	1,000	1,000	1,000
	$ 13,700	$ 12,000	$ 12,000

Acct #4400	FY 2013-14	FY 2014-15	FY 2015-16
2 Baseball Games	$ 500	$ 500	$ 500
Knotts Berry Farm	500	500	500
Dave & Busters	500	500	500
Youth Leadership Retreat Cabin Rental **(transferred to 7110)**	1,800	-	-
DJ's Dances	900	900	900
Repair Equipment	1,000	1,000	1,000
	$ 5,200	$ 3,400	$ 3,400

Rental Facilities (6246)

The Rental Facilities program provides 2 historical sites with educational components, 2 banquet halls, and picnic facilities available to meet the leisure and business needs of the community. This program provides for the overall administrative support, staffing, supervision, and set up needs associated with the rental of City recreational facilities.

Heritage Park is a historic site. The buildings and grounds are restorations of an elegant ranch that prospered in the late 1800's and have been restored and registered as a State of California Historical site.

Heritage Park and the Sculpture Garden are both sites for many private and public events. The private events include business meetings, weddings, receptions, picnics, birthday parties, filming and photo sessions. Annual signature events such as the Pow Wow, Aloha Expo, Children's Day, Summer Concerts at the Park, family movie nights, Las Posadas, and Sugar Skulls have strong cultural and historical significance. Both sites house unique art components from bronze sculptures and tiled fountains to accurate restoration of historical buildings. Guided tours by volunteer docents staff, and Educational Instructor are given to schools and organizations.

The Park features an exhibit of the Tongva/Gabrieliño Indians, a railroad exhibit featuring a vintage A.T.& S.F. steam locomotive, a Victorian conservatory, tankhouse, aviary and the ruins of a large adobe home, built during the time when California was a state governed by Mexico. The reconstructed Carriage Barn serves as a historical and interactive museum.

Town Center Hall and Betty Wilson Center offers a banquet hall for banquet and meeting needs, as well as meeting room capabilities and social functions, as well as special amenities found within the Santa Fe Springs park system.

The Clarke Estate, built in 1919, is listed in the registrar of Historical places with the California State Department of Parks and Recreation. The Estate provides for an intimate outdoor venue used for weddings, receptions, ceremonies, and other seasonal events. Nestled in a tremendous collection of tree specimens dating back hundreds of years, the Estate is used for conference sites, meetings, retreats, and City business throughout the year. The Clarke Estate is open to the general public on a weekly basis for guided tours.

Activity Summary

	Final Est. FY 2013-14		Council Approved FY 2014-15	Council Approved FY 2015-16
Salaries and Benefits	689,600	$	720,500	743,400
Maintenance and Operations	67,500		85,300	85,300
Applied Revenues	(388,700)		(392,000)	(392,000)
Activity Total	368,400	$	413,800	436,700

Fiscal Year Comparisons

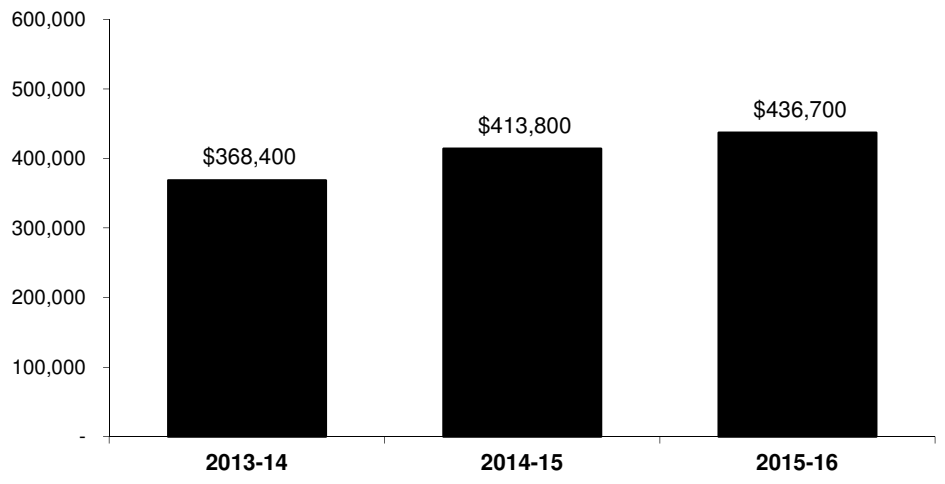

Rental Facilities (6246)

Activity Detail

Acct No.	Description	Actual FY 2012-13	Mid-Year Budget FY 2013-14	Final Estimate FY 2013-14	Council Approved FY 2014-15	Council Approved FY 2015-16	
111F	PW Mtc - Regular Salaries	$ 212	$ 500	$ 500	$ -	$ -	
111H	CS Rec - Regular Salaries	173,263	283,900	283,900	270,900	271,300	
111I	CS Lib - Regular Salaries	118,761	-	-	-	-	
114F	PW Mtc - OT Pay	931	500	500	500	500	
114U	CS Rec - OT Pay	-	-	500	-	-	
115T	PW Mtc - PT Salaries	-	500	1,000	-	-	
115U	CS Rec - PT Salaries	61,386	102,600	106,000	144,100	148,100	
115V	CS Lib - PT Salaries	27,863	1,000	-	-	-	
119F	PW Mtc - Applied Benefits	285	100	500	-	-	
119H	CS Rec - Applied Benefits	154,713	290,400	289,800	297,500	315,800	
119I	CS Lib - Applied Benefits	137,752	-	-	-	-	
119T	PW Mtc - PT Applied Benefits	-	100	300	-	-	
119U	CS Rec - PT Applied Benefits	3,046	6,600	6,600	7,500	7,700	
119V	CS Lib - PT Applied Benefits	2,128	100	-	-	-	
	Total Salaries and Benefits	680,341	686,300	689,600	720,500	743,400	
2200	Supplies	24,995	21,700	22,700	19,500	19,500	*
3400	Telephone	6,174	6,100	6,100	6,100	6,100	
4210	Travel and Meetings	47	200	200	200	200	
4400	Contractual Services	41,877	50,500	37,500	58,500	58,500	*
9300	Equipment Usage	1,000	1,000	1,000	1,000	1,000	
	Total Maintenance and Operations	74,093	79,500	67,500	85,300	85,300	
BK00	Facility Use Fees	(425,294)	(311,000)	(380,000)	(380,000)	(380,000)	
BL00	Participant Fees	(6,243)	(5,000)	(2,700)	(6,000)	(6,000)	
BZ00	Concession Sales	(5,000)	(6,000)	(6,000)	(6,000)	(6,000)	
CE00	Contributions	(400)	-	-	-	-	
	Total Applied Revenues	(436,937)	(322,000)	(388,700)	(392,000)	(392,000)	
	- Activity Total -	$ 317,497	$ 443,800	$ 368,400	$ 413,800	$ 436,700	

ACTIVITY #6245 'FACILITIES'; ACTIVITY #6310 'HERITAGE PARK & SCULPTURE GARDEN'; AND #6285 'THE CLARK ESTATE' HAVE BEEN CONSOLIDATED INTO THIS ACTIVITY FOR FISCAL PERIODS 2014-15 & 2015-16 AND GOING FORWARD.

* Additional detail on following page(s)

Rental Facilities (6246) - Account Number Detail

Acct #2200	FY 2013-14	FY 2014-15	FY 2015-16
Special Events	4,500	$ 4,500	$ 4,500
Docents	1,000	1,000	1,000
Meetings Supplies	2,000	2,000	2,000
Office Supplies	4,500	4,500	4,500
Kitchen Supplies	1,700	1,700	1,700
Outdoor Supplies	2,000	2,000	2,000
Christmas Tree	300	300	300
Replacement of Banquet Tables	1,500	2,500	2,500
Rangers **(MOVED TO 6210)**	2,200	-	-
Uniforms **(MOVED TO 6210)**	1,000	-	-
Exhibit Artifacts	1,000	1,000	1,000
	$ 21,700	$ 19,500	$ 19,500

Acct #4400	FY 2013-14	FY 2014-15	FY 2015-16
Printing	$ 2,000	$ 2,000	$ 2,000
Duplication	500	500	500
Postage/Bulk Mailing Service	500	-	-
Artwork/Photography	2,000	2,000	2,000
Rentals/Events	6,200	6,200	6,200
Entertainment Services	7,600	7,600	7,600
Catering	1,500	1,500	1,500
Summer Concerts	2,300	2,300	2,300
PA Repair and Equipment	3,000	3,000	3,000
Active Net Fees	12,000	13,500	13,500
Children's Day	4,500	4,500	4,500
Art Camp	2,000	2,000	2,000
Merchant Service (credit card fees)	1,500	1,500	1,500
Signage	2,900	2,900	2,900
Native American Educational Tour Guide	-	7,000	7,000
Exhibit Design and Typesetting	2,000	2,000	2,000
	$ 50,500	$ 58,500	$ 58,500

Sports (6261)

The Sports Program encompasses the Activity Center and various programs designed to introduce youth and adults to the fundamental of sports through participation in recreational sports leagues, a Fitness Facility, and special events.

The Activity Center is a multi purpose gymnasium which provides basketball and indoor racquetball to residents and business residents free of charge and a fitness facility for a $50 yearly fee. Non-residents may play basketball or racquetball for a daily fee of $2. There are numerous programs that are offered at the Activity Center including boxing, gymnastics, and summer time special events. Adult basketball leagues are offered three seasons per year.

The Activity Center is closed three weeks out of the year for the construction of the Santa Fe Springs Haunted House. This yearly event coincides with the Halloween Carnival at Los Nietos Park to provide the Community an ultimate Halloween experience.

The Youth Sports Section Services provides a wide array of sports programs which encompasses boys and girls ranging in age from 4 to 15 years of age. The primary programs offered include basketball, flag football, soccer, and volleyball. These programs run seasonally, lasting approximately 8 to 12 weeks in length. Program expenses include participant insurance, uniforms, sports equipment and contractual services for certified referees, and coaching. At the local Middle School an after school intramural program is offered for flag football and basketball seasons.

The Adult Softball program offers three seasons of competitive softball per year. This program provides league supervision, supplies, Southern California Municipal Athletics Federal (SCMAF) Accident Protection Program, team registration, umpires, and team awards. A variety of leagues are offered each season including men's women's and co-ed, recreational, E and D levels. These leagues are played on various athletic fields through out the city.

Activity Summary

	Final Est. FY 2013-14	Council Approved FY 2014-15	Council Approved FY 2015-16
Salaries and Benefits	380,600	$ 402,900	413,700
Maintenance and Operations	88,600	111,700	111,700
Applied Revenues	(155,000)	(158,000)	(158,000)
Activity Total	314,200	$ 356,600	367,400

Fiscal Year Comparisons

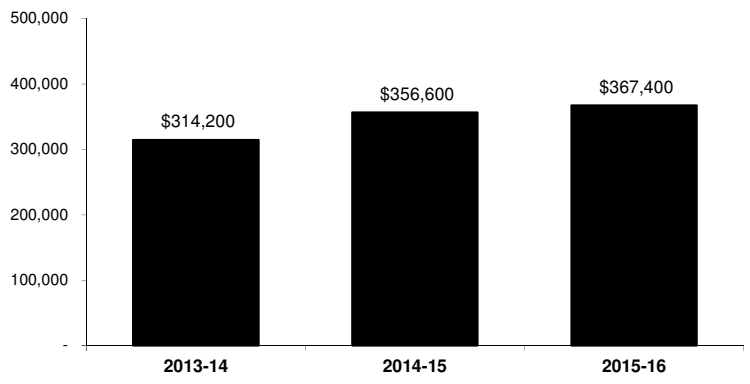

Sports (6261)

Activity Detail

Acct No.	Description	Actual FY 2012-13	Mid-Year Budget FY 2013-14	Final Estimate FY 2013-14	Council Approved FY 2014-15	Council Approved FY 2015-16	
111F	PW Mtc - Regular Salaries	$ 200	$ 400	$ 500	$ -	$ -	
111H	CS Rec - Regular Salaries	141,798	111,200	111,200	105,500	105,500	
114F	PW Mtc - OT Pay	-	-	-	4,000	4,000	
114H	CS Rec - OT Pay	-	-	800	800	800	
114U	CS Rec - PT OT Pay	152	-				
115U	CS Rec - PT Salaries	120,790	139,000	128,000	154,300	157,100	
119F	PW Mtc - Applied Benefits	269	300	600			
119H	CS Rec - Applied Benefits	147,191	113,800	113,800	115,800	122,800	
119U	CS Rec - PT Applied Benefits	21,584	24,700	25,700	22,500	23,500	
	Total Salaries and Benefits	431,984	389,400	380,600	402,900	413,700	
2200	Supplies	47,531	40,000	40,000	49,000	49,000	*
4210	Travel and Meetings	795	-	-	-	-	
4400	Contractual Services	41,059	65,700	48,600	62,700	62,700	*
	Total Maintenance and Operations	89,385	105,700	88,600	111,700	111,700	
BK00	Facility Use Fees (Field Use)	(79,502)	(71,000)	(46,000)	(46,000)	(46,000)	*
BL00	Participant Fees	(116,100)	(112,000)	(105,000)	(107,000)	(107,000)	
BL05	Weight Room Pass	(4,667)	(5,000)	(4,000)	(5,000)	(5,000)	
	Total Applied Revenues	(200,269)	(188,000)	(155,000)	(158,000)	(158,000)	
	- Activity Total -	$ 321,100	$ 307,100	$ 314,200	$ 356,600	$ 367,400	

ACTIVITY #6255 'ADULT SPORTS'; ACTIVITY #6260 'YOUTH SPORTS'; AND #6275 'ACTIVITY CENTER' HAVE BEEN CONSOLIDATED INTO THIS ACTIVITY FOR FISCAL PERIODS 2014-15 & 2015-16 AND GOING FORWARD.

* Additional detail on following page(s)

Sports (6261) - Account Number Detail

Acct #2200	FY 2013-14	FY 2014-15	FY 2015-16
Office Supplies	$ 2,900	$ 2,900	$ 2,900
Game Supplies	1,000	7,000	7,000
Boxing	1,500	1,500	1,500
Special Events	1,000	1,000	1,000
Haunted House	3,000	6,000	6,000
Adult Basketball Awards	2,300	2,300	2,300
Adult Softball Awards	12,000	10,000	10,000
Youth Sports Soccer Uniforms/Supplies	8,000	9,000	9,000
Youth Sports Basketball Shirts/Supplies	3,000	4,000	4,000
Youth Sports Volleyball Shirts/Supplies	2,000	2,000	2,000
Youth Sports Flag Football	2,300	2,300	2,300
Mini Leagues	1,000	1,000	1,000
	$ 40,000	$ 49,000	$ 49,000

Acct #4400	FY 2013-14	FY 2014-15	FY 2015-16
Boxing Tournaments	$ 2,200	$ 2,200	$ 2,200
Adult Basketball Officials	10,000	10,000	10,000
Active Net	5,200	5,200	5,200
Assigning Fees (Adult Sports)	2,000	2,000	2,000
Adult Softball Officials	23,300	21,300	21,300
Adult SCMAF Team Registration/PMBF	11,000	9,000	9,000
Youth SCMAF Team Registration/PMBF	4,000	4,000	4,000
Tournament Fees (Youth Sports)	1,000	1,000	1,000
Youth Flag Football Officials	1,000	1,500	1,500
Youth Volleyball Officials	1,000	1,000	1,000
Youth Basketball Officials	3,000	3,500	3,500
Youth Soccer Officials	2,000	2,000	2,000
	$ 65,700	$ 62,700	$ 62,700

Acct BK00 - Facility Use Fees	FY 2013-14	FY 2014-15	FY 2015-16
Los Nietos Park	$ (10,000)	$ (10,000)	$ (10,000)
Center Court	(10,000)	(3,000)	(3,000)
Little Lake Park	(30,000)	(27,000)	(27,000)
Activity Center	(1,000)	(1,000)	(1,000)
SFS Athletic Fields	(20,000)	(5,000)	(5,000)
	$ (71,000)	$ (46,000)	$ (46,000)

Leisure Activities (6262)

The Leisure Activities Program provides recreational and leisure activities for all segments of the community through outdoor seasonal camps, recreational and leisure classes and gardening opportunities.

The Outdoor Seasonal Camps Program provides day camp opportunities for the benefit of the community during the summer and spring. The ever so popular Spring Camp takes place at Little Lake Park during the spring break while the Summer Day Camp takes place at Santa Fe Springs Park in four two-week sessions. Both camps provide a safe and supervised environment to expose the children to various crafts, games, excursions, and special events. Families can join in the fun through Family Camp, which takes place at Camp Commerce in Lake Arrowhead; this weekend experience provides families the opportunity to spend quality time together while experiencing the greater outdoors.

The Recreation and Leisure Classes Section provides instruction and supervision for activities for youth and adults of all ages. Classes are held in 4 - 8 week sessions depending on the class and are offered seasonally year round. Various classes are designed to expose the participants involved to the benefits and enjoyment of competitions and exhibitions, while other classes offer enhancements in already existing skills and for new hobbies. The class offerings promote optimum health and awareness.

The Community Garden is comprised of approximately 120 parcels that measure 10 ft. x 20 ft. Almost at full capacity, this leisure amenity provides for sustainability of physical activity by older adults and exposure to gardening to youth groups such as the Girl Scouts. Annual group activities include composting workshops and a Fall Clearing Day which end with a picnic comprised of fresh vegetables and fruits grown in the garden.

Activity Summary

	Final Est. FY 2013-14	Council Approved FY 2014-15	Council Approved FY 2015-16
Salaries and Benefits	272,800	$ 245,600	252,700
Maintenance and Operations	60,200	66,800	66,800
Applied Revenues	(137,100)	(135,500)	(135,500)
Activity Total	195,900	$ 176,900	184,000

Fiscal Year Comparisons

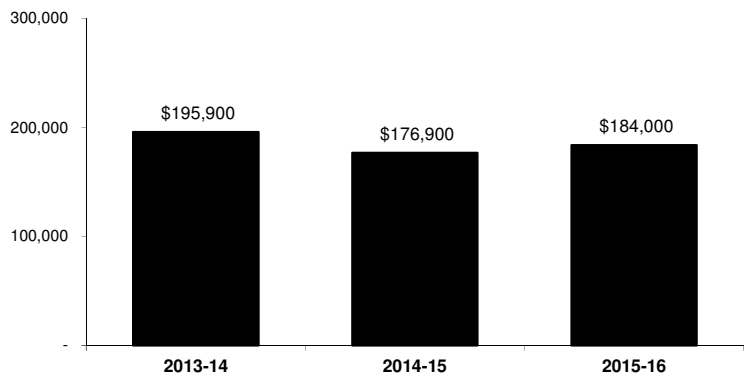

Leisure Activities (6262)

Activity Detail

Acct No.	Description	Actual FY 2012-13	Mid-Year Budget FY 2013-14	Final Estimate FY 2013-14	Council Approved FY 2014-15	Council Approved FY 2015-16	
111H	CS Rec - Regular Salaries	$ -	$ 58,000	$ 58,000	$ 56,300	$ 56,500	
114U	CS Rec - PT OT Pay	243	-	-	500	500	
115T	PW Mtc - PT Salaries	-	-	2,100	-	-	
115U	CS Rec - PT Salaries	131,593	130,000	126,000	102,600	104,400	
119H	CS Rec - Applied Benefits	-	59,300	59,300	61,800	65,700	
119T	PW Mtc - PT Applied Benefits	-	-	100	-	-	
119U	CS Rec - PT Applied Benefits	27,635	28,600	27,300	24,400	25,600	
	Total Salaries and Benefits	159,471	275,900	272,800	245,600	252,700	
2200	Supplies	12,720	12,000	18,000	12,000	12,000	*
4400	Contractual Services	35,899	40,600	41,100	53,700	53,700	*
6300	Community Assistance	88	1,000	1,000	1,000	1,000	
9300	Equipment Usage	100	100	100	100	100	
9500	Duplication Charges	-	500	-	-	-	
	Total Maintenance and Operations	48,807	54,200	60,200	66,800	66,800	
BK00	Facility Use Fees (Field Use)	(2,080)	(2,500)	(3,200)	(2,500)	(2,500)	
BL00	Participant Fees	(126,376)	(110,000)	(117,900)	(117,000)	(117,000)	
CE00	Contributions	(15,088)	(16,000)	(16,000)	(16,000)	(16,000)	
	Total Applied Revenues	(143,544)	(128,500)	(137,100)	(135,500)	(135,500)	
	- Activity Total -	$ 64,734	$ 201,600	$ 195,900	$ 176,900	$ 184,000	

ACTIVITY #6220 'OUTDOOR SEASONAL CAMPS'; ACTIVITY #6250 'RECREATION & LEISURE CLASSES'; AND #6270 'COMMUNITY GARDENS' HAVE BEEN CONSOLIDATED INTO THIS ACTIVITY FOR FISCAL PERIODS 2014-2015 AND 2015-2016 AND GOING FORWARD.

* Additional detail on following page(s)

Leisure Activities (6262) - Account Number Detail

Acct #2200	FY 2013-14	FY 2014-15	FY 2015-16
Gymnastics Equipment	$ 1,000	$ 500	$ 500
Tiny Tots Program	1,000	1,000	1,000
Dance Recitals	-	500	500
Class Supplies	1,000	1,000	1,000
Garden Supplies - hoses, tools, etc.	2,000	2,000	2,000
Summer Day Camp Supplies	4,000	4,000	4,000
Spring / Family Camp Supplies	3,000	3,000	3,000
	$ 12,000	$ 12,000	$ 12,000

Acct #4400	FY 2013-14	FY 2014-15	FY 2015-16
Family Camp Fees (Rental of Camp Commerce)	$ 5,000	$ 5,000	$ 5,000
Duplication	-	100	100
Contract Employees	22,000	35,000	35,000
Garden Speakers / demonstrations	1,000	1,000	1,000
Active Net	4,600	4,600	4,600
Excursions	8,000	8,000	8,000
	$ 40,600	$ 53,700	$ 53,700

Aquatics Center (6265)

The Aquatics Center is managed through the Parks and Recreation Services Division in the Department of Community Services; it offers a wide variety of quality courses and programs designed to promote water safety awareness through instructional lessons. The facility offers lap swimming, water exercise, and Jr. Lifeguards.

An extensive part of the program is devoted to the "Learn to Swim" swimming lesson program. Also offered are group, private classes for adults, children, toddlers, and infants. Swim lessons occur mid June through the beginning of September.

Activity Summary

	Final Est. FY 2013-14	Council Approved FY 2014-15	Council Approved FY 2015-16
Salaries and Benefits	45,600	$ 135,500	136,500
Maintenance and Operations	90,200	15,700	13,600
Applied Revenues	(51,400)	(53,000)	(53,000)
Activity Total	84,400	$ 98,200	97,100

Fiscal Year Comparisons

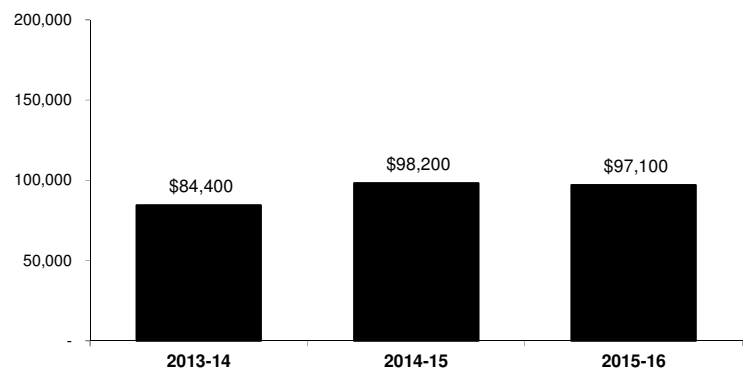

Aquatics Center (6265)

Activity Detail

Acct No.	Description	Actual FY 2012-13	Mid-Year Budget FY 2013-14	Final Estimate FY 2013-14	Council Approved FY 2014-15	Council Approved FY 2015-16	
111H	CS Rec - Regular Salaries	$ 41,367	$ 4,400	$ 4,400	$ 14,300	$ 14,300	
115U	CS Rec - PT Salaries	39,651	34,800	34,800	100,300	100,300	
119H	CS Rec - Applied Benefits	42,935	4,600	4,600	15,700	16,700	
119U	CS Rec - PT Applied Benefits	1,587	1,800	1,800	5,200	5,200	
	Total Salaries and Benefits	125,539	45,600	45,600	135,500	136,500	
2200	Supplies	9,222	5,000	5,000	7,700	5,600	*
4400	Contractual Services	6,753	82,800	85,200	8,000	8,000	*
	Total Maintenance and Operations	15,975	87,800	90,200	15,700	13,600	
BK00	Facility Use Fees	(39,448)	(3,000)	(3,000)	(3,000)	(3,000)	
BL00	Participant Fees	(22,919)	(53,000)	(48,400)	(50,000)	(50,000)	
	Total Applied Revenues	(62,367)	(56,000)	(51,400)	(53,000)	(53,000)	
	- Activity Total -	$ 79,147	$ 77,400	$ 84,400	$ 98,200	$ 97,100	

* Additional detail on following page(s)

Aquatics Center (6265) - Account Number Detail

Acct #2200	FY 2013-14	FY 2014-15	FY 2015-16
Office Supplies	$ 1,000	$ 1,000	$ 1,000
Guard Suits	1,500	1,500	1,500
Maintenance	500	500	500
Safety Equipment	500	500	500
Guard Tower Radios	-	500	-
V-Vac (Vomit/Fluid Extractor) Starter Kit	-	200	-
Bag Valve Masks	-	200	-
First Aid Cot	-	1,500	-
Awards	-	-	300
Teaching Supplies	500	500	500
First Aid/CPR	1,000	1,000	1,000
T-Shirts	-	300	300
	$ 5,000	$ 7,700	$ 5,600

Acct #4400	FY 2013-14	FY 2014-15	FY 2015-16
La Mirada Contract	$ 82,000	$ -	$ -
Health Permit	$ -	$ 1,000	$ 1,000
Equipment Rental/Shade Structure	-	5,600	5,600
Activenet	800	1,200	1,200
Swim Meet Officials	-	200	200
	$ 82,800	$ 8,000	$ 8,000

Library and Cultural Services Division

The Library and Cultural Services Division is one of three divisions found in the Department of Community Services, which works collaboratively in an integrated services approach to meet the educational, leisure and cultural needs of residents in Santa Fe Springs. Amongst the traditional program offerings found in a public library, the Division of Library and Cultural Services takes great pride in offering state of the art technology for our patrons. The City Library is also responsible for managing the assets needed to provide professional reference service; non-traditional cultural programs such as First Friday and vital literacy projects. The library also provides space for a full service café concession. The Library has a total circulation of 150,000 materials, 28,400 registered borrowers and 195,000 visits per year.

Below is a chart showing the division's activities. More detailed information is available on the following pages:

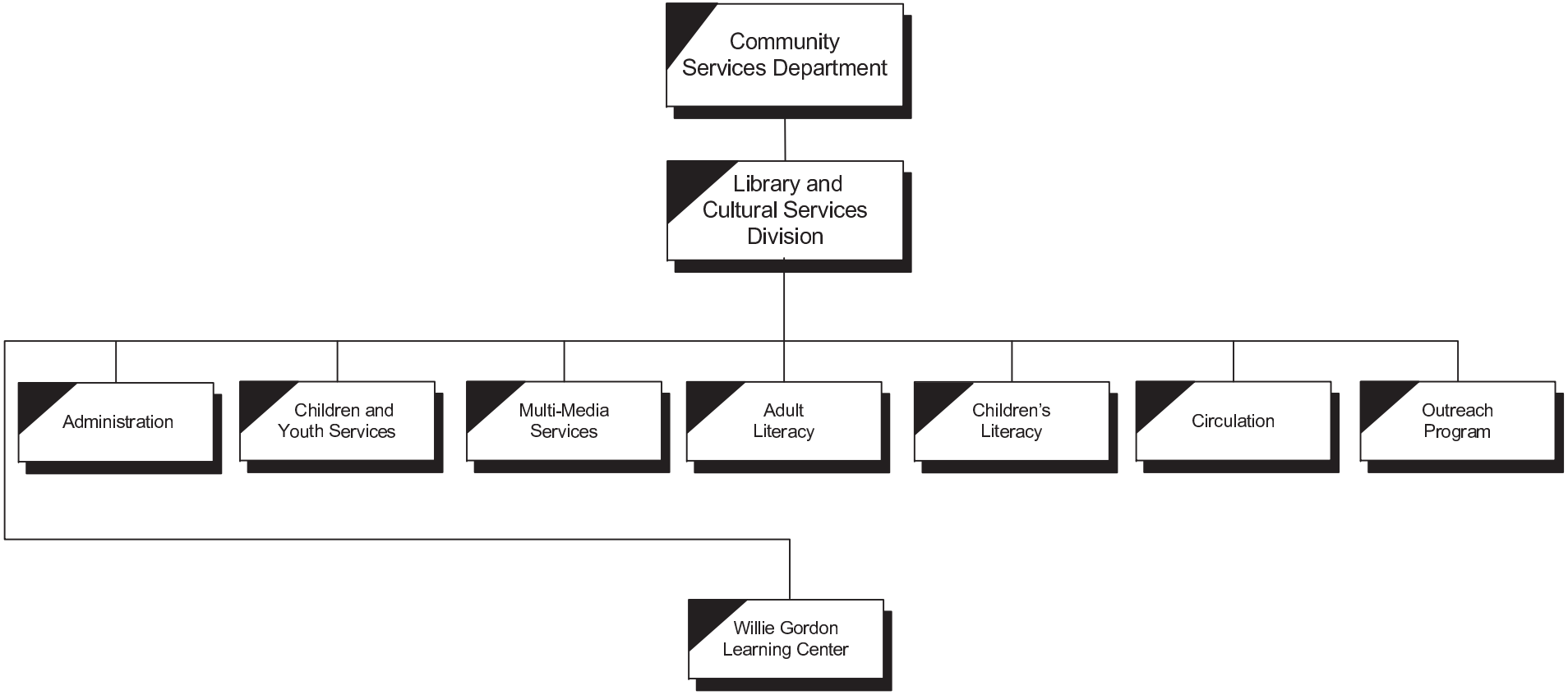

Library & Cultural Services

FY 2014-15 & FY 2015-16

Position Summary

Full-Time Positions	Original FY 2013-14	Revised FY 2013-14	Change + or (-)	Approved FY 2014-15	Change + or (-)	Approved FY 2015-16	Change + or (-)
Administrative Clerk II *	1.50	1.50	-	1	(0.50)	1	-
Community Services Supervisor	1	1	-	1	-	1	-
Director of Library Services	1	1	-	1	-	1	-
Librarian II	1	1	-	1	-	1	-
Librarian III	1	1	-	1	-	1	-
Library Clerk I	1	1	-	1	-	1	-
Program Coordinator - Library Outreach	1	1	-	1	-	1	-
Total Number of Full-Time Positions	7.50	7.50	-	7	(0.50)	7	-
Part-Time Benefitted Positions							
Library Clerk	-	-	-	-	-	-	-
Literacy Assistant	-	-	-	-	-	-	-
Total Number of Part-Time Benefitted Positions	-	-	-	-	-	-	-
Part-Time Non-Benefitted Hours							
Total Number of Hours	13,000	13,000	-	13,780	780	13,780	-

* One half Administrative Clerk II position will transfer to Family & Human Services effective FY 2014-15

Library & Cultural Services

FY 2014-15 & FY 2015-16 Approved Budget

Division Summary

Activity Number	Activity Name	Actual FY 2012-13	Mid-Year Budget FY 2013-14	Final Estimate FY 2013-14	Council Approved FY 2014-15	Council Approved FY 2015-16
6510	Library & Cultural Services Administration	$ 226,925	$ 217,200	$ 207,600	$ 167,300	$ 175,600
6525	Circulation	194,006	302,000	301,800	312,100	320,400
6530	Outreach Program	194,333	185,400	185,800	189,500	199,000
6535	Adult Literacy	108,716	137,900	136,100	142,700	149,100
6536	Children's Literacy	54,359	82,200	82,700	108,600	112,000
6540	Children & Youth Services	130,480	140,100	140,600	146,300	152,100
6555	Multi Media Services	289,802	388,100	389,100	368,200	381,200
6565	Willie Gordon Learning Center	20,252	47,200	45,700	47,300	49,700
Division Totals		$ 1,218,873	$ 1,500,100	$ 1,489,400	$ 1,482,000	$ 1,539,100

Library & Cultural Services Administration (6510)

The Divisional Administration Section located at the Library provides general administrative support to the overall Division of Library and Cultural Services under the Department of Community Services. The City's Historical Committee functions are supported through this Section.

Activity Summary

		Final Est. FY 2013-14	Council Approved FY 2014-15	Council Approved FY 2015-16
Salaries and Benefits	$	178,700	137,100	145,500
Maintenance and Operations		33,200	34,400	34,400
Applied Revenues		(4,300)	(4,200)	(4,300)
Activity Total	$	207,600	167,300	175,600

Fiscal Year Comparisons

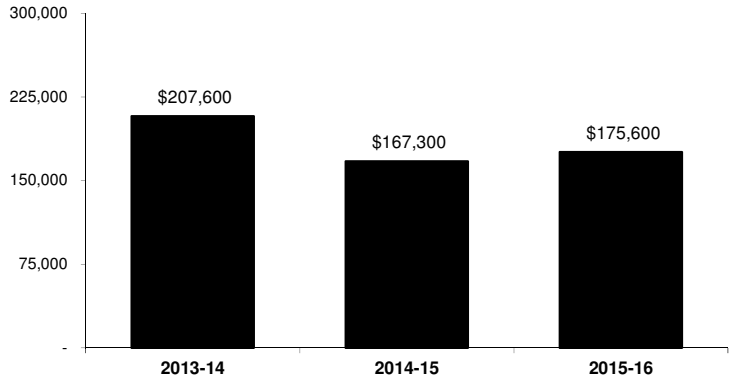

Library & Cultural Services Administration (6510)

Activity Detail

Acct No.	Description	Actual FY 2012-13	Mid-Year Budget FY 2013-14	Final Estimate FY 2013-14	Council Approved FY 2014-15	Council Approved FY 2015-16	
111H	CS Rec - Regular Salaries	$ 21,494	$ 22,400	$ 22,400	$ -	$ -	
111I	CS Lib - Regular Salaries	73,234	47,500	47,500	43,100	44,600	
111J	CS Fam - Regular Salaries	-	12,700	12,700	13,000	13,000	
115U	CS Rec - PT Salaries	86	-	-	-	-	
115V	CS Lib - PT Salaries	158	-	-	8,800	9,300	
119H	CS Rec - Applied Benefits	22,312	22,900	22,900	-	-	
119I	CS Lib - Applied Benefits	84,930	60,200	60,200	57,500	63,100	
119J	CS Fam - Applied Benefits	-	13,000	13,000	14,200	15,000	
119U	CS Rec - PT Applied Benefits	4	-	-	-	-	
119V	CS Lib - PT Applied Benefits	8	-	-	500	500	
	Total Salaries and Benefits	202,227	178,700	178,700	137,100	145,500	
2200	Supplies	5,329	5,800	6,500	6,300	6,300	*
3400	Telephone	10,324	23,000	10,400	11,100	11,100	
4210	Travel and Meetings	1,294	1,000	1,300	1,500	1,500	
4220	Memberships	3,770	5,000	5,000	5,000	5,000	
4250	Training	509	1,000	1,000	1,000	1,000	
4400	Contractual Services	8,308	9,000	9,000	9,500	9,500	*
	Total Maintenance and Operations	29,535	44,800	33,200	34,400	34,400	
BK00	Facility Use Fees	(338)	(800)	(500)	(600)	(700)	
BZ00	Concession Sales	(4,500)	(5,500)	(3,800)	(3,600)	(3,600)	
	Total Applied Revenues	(4,838)	(6,300)	(4,300)	(4,200)	(4,300)	
	- Activity Total -	$ 226,925	$ 217,200	$ 207,600	$ 167,300	$ 175,600	

* Additional detail on following page(s)

Library & Cultural Services Administration (6510) - Account Number Detail

Acct #2200	FY 2013-14	FY 2014-15	FY 2015-16
Uniforms	$ 1,500	$ 2,000	$ 2,000
Office Supplies	4,300	4,300	4,300
	$ 5,800	$ 6,300	$ 6,300

Acct #4400	FY 2013-14	FY 2014-15	FY 2015-16
Copier Maintenance	$ 4,300	$ 4,300	$ 4,300
Ongoing Maintenance for Defibrillator	-	300	300
Printer Lease	2,100	2,100	2,100
P O Box Lease	1,200	1,400	1,400
Merchant Services (Credit Card Fees)	900	900	900
Historical Committee	500	500	500
	$ 9,000	$ 9,500	$ 9,500

Circulation (6525)

The Santa Fe Springs Library circulates approximately a total of 138,000 items annually, including 57,000 children's items, to 26,560 registered borrowers. Approximately 40,000 of the items that are checked out are DVDs, CDs or audiobooks.

Supplies and materials required for the processing of materials and preparation for circulation to the public are budgeted in the Circulation Activity, which includes revenue from library fines and DVD rental fees.

Also included are charges for our electronic catalog, RFID maintenance, and copy services for public use.

Activity Summary

		Final Est. FY 2013-14	Council Approved FY 2014-15	Council Approved FY 2015-16
Salaries and Benefits	$	281,100	287,900	299,700
Maintenance and Operations		54,900	58,400	54,900
Applied Revenues		(34,200)	(34,200)	(34,200)
Activity Total	$	301,800	312,100	320,400

Fiscal Year Comparisons

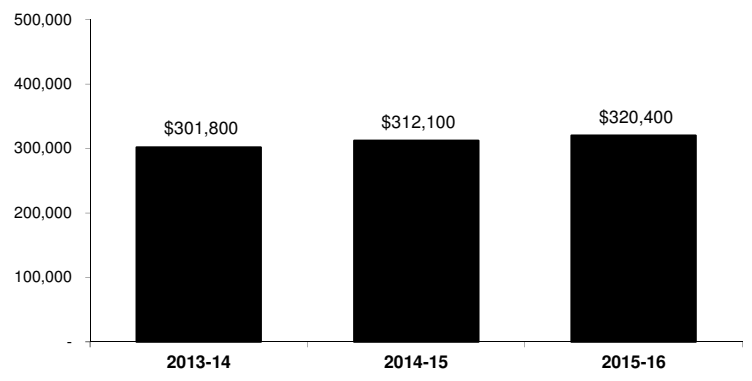

Circulation (6525)

Activity Detail

Acct No.	Description	Actual FY 2012-13	Mid-Year Budget FY 2013-14	Final Estimate FY 2013-14	Council Approved FY 2014-15	Council Approved FY 2015-16	
111I	CS Lib - Regular Salaries	$ 74,135	$ 98,700	$ 98,700	$ 98,700	$ 99,900	
115V	CS Lib - PT Salaries	24,375	54,400	54,400	54,500	55,600	
119I	CS Lib - Applied Benefits	85,926	125,200	125,200	131,900	141,300	
119V	CS Lib - PT Applied Benefits	1,153	2,800	2,800	2,800	2,900	
	Total Salaries and Benefits	185,589	281,100	281,100	287,900	299,700	
2200	Supplies	4,049	6,000	6,000	6,000	6,000	*
4400	Contractual Services	48,164	48,400	48,900	52,400	48,900	*
9500	Duplication Charges	-	500	-	-	-	
	Total Maintenance and Operations	52,214	54,900	54,900	58,400	54,900	
BH00	Miscellaneous Fees	(10,870)	-	-	-	-	
BN00	Library Fines	(26,769)	(28,000)	(28,000)	(28,000)	(28,000)	
BX00	Video Rental Fees	(6,158)	(6,000)	(6,200)	(6,200)	(6,200)	
	Total Applied Revenues	(43,796)	(34,000)	(34,200)	(34,200)	(34,200)	
	- Activity Total -	$ 194,006	$ 302,000	$ 301,800	$ 312,100	$ 320,400	

* Additional detail on following page(s)

Circulation (6525) - Account Number Detail

Acct #2200	FY 2013-14	FY 2014-15	FY 2015-16
Technology Supplies	$ 2,000	$ 2,000	$ 2,000
Circulation Supplies	4,000	4,000	4,000
	$ 6,000	$ 6,000	$ 6,000

Acct #4400	FY 2013-14	FY 2014-15	FY 2015-16
VBS Copier	$ 1,000	$ 1,000	$ 1,000
Duplication	-	500	500
RFID Maintenance (ITG)	10,000	10,000	10,000
ILS Consulting	-	3,500	-
Title Source III	2,300	2,300	2,300
OCLC Charges	6,500	6,500	6,500
Unique Management	2,500	2,500	2,500
AuthorizeNet	500	500	500
SMS Notification Service	600	600	600
ILS Vendor	25,000	25,000	25,000
	$ 48,400	$ 52,400	$ 48,900

Outreach Program (6530)

The Santa Fe Spring Library Outreach Program under the Department of Community Services provides homebound service to approximately 150 patrons that are not able to visit the Library. Materials are also delivered to seniors at different senior living facilities such as the Little Lake Village. Additional program components include the Adult Summer Reading Program, Novel Idea Book Group, Usual Suspects Mystery Book Group, and the Cultura Y Lectura Spanish Book Club.

Cultural Programs play an important role in the overall program offerings through the Library and Cultural Services Division, as the programs promote the availability of diverse cultural experiences and celebration of the rich cultural heritage of Santa Fe Springs residents. Traditional program components include First Fridays, and Bringing Literature to Life annual event for high school students where classics such as The Great Gatsby come to life in the Santa Fe Springs Library.

Activity Summary

		Final Est. FY 2013-14	Council Approved FY 2014-15	Council Approved FY 2015-16
Salaries and Benefits	$	166,000	169,000	178,500
Maintenance and Operations		35,800	21,000	21,000
Applied Revenues		(16,000)	(500)	(500)
Activity Total	$	185,800	189,500	199,000

Fiscal Year Comparisons

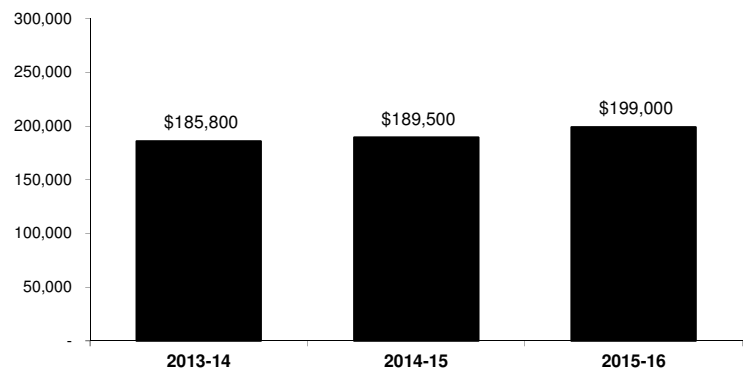

Outreach Program (6530)

Activity Detail

Acct No.	Description	Actual FY 2012-13	Mid-Year Budget FY 2013-14	Final Estimate FY 2013-14	Council Approved FY 2014-15	Council Approved FY 2015-16	
111I	CS Lib - Regular Salaries	$ 83,979	$ 68,200	$ 68,200	$ 66,900	$ 68,500	
115U	CS Rec - PT Salaries	-	-	-	-	-	
115V	CS Lib - PT Salaries	27	10,800	10,800	12,100	12,500	
119I	CS Lib - Applied Benefits	97,428	86,400	86,400	89,400	96,900	
119U	CS Rec - PT Applied Benefits	-	-	-	-	-	
119V	CS Lib - PT Applied Benefits	1	600	600	600	600	
	Total Salaries and Benefits	181,435	166,000	166,000	169,000	178,500	
2200	Supplies	3,648	4,600	7,000	4,600	4,600	*
2300	Books	-	2,000	8,000	3,000	3,000	
4400	Contractual Services	8,066	11,500	20,800	13,400	13,400	*
9500	Duplication Charges	1,833	1,800	-	-	-	
	Total Maintenance and Operations	13,547	19,900	35,800	21,000	21,000	
BH00	Miscellaneous Fees	(650)	-	-	-	-	
CE00	Contributions	-	(500)	(2,000)	(500)	(500)	
EA00	State Grants/Subventions	-	-	(14,000)	-	-	
	Total Applied Revenues	(650)	(500)	(16,000)	(500)	(500)	
	- Activity Total -	$ 194,333	$ 185,400	$ 185,800	$ 189,500	$ 199,000	

* Additional detail on following page(s)

Outreach Program (6530) - Account Number Detail

Acct #2200	FY 2013-14	FY 2014-15	FY 2015-16
First Fridays	$ 2,000	$ 2,000	$ 2,000
Outreach Supplies	1,400	1,400	1,400
Bring Literature to Life	1,200	1,200	1,200
	$ 4,600	$ 4,600	$ 4,600

Acct #4400	FY 2013-14	FY 2014-15	FY 2015-16
First Fridays	$ 6,000	$ 6,000	$ 6,000
Duplication	-	1,800	1,800
Library Aware	1,800	1,900	1,900
Outreach Services	1,700	1,700	1,700
Bring Literature to Life	2,000	2,000	2,000
	$ 11,500	$ 13,400	$ 13,400

Adult Literacy (6535)

Adult Literacy is an invaluable service that has the potential to significantly improve the quality of life of Santa Fe Springs residents. The Adult Literacy Program is managed by the Library and Cultural Services Division in the Department of Community Services. It provides free support and assistance to residents above 16 years of age and not enrolled in an educational institution. Literacy students in this program have mastered conversational English and need support in mastering basic reading and writing skills. The Adult Literacy Program is primarily supported by community volunteers; students are matched one-to-one with a volunteer who receives 15 hours of specialized training. Additional program components include a weekly writing class, access to a Reading Lab and a monthly Book Discussion Group. Volunteer tutors and adult literacy students attend an annual Literacy Conference. The Adult Literacy Program is partially subsidized by the State of California Library with a yearly matching grant.

Activity Summary

		Final Est. FY 2013-14	Council Approved FY 2014-15	Council Approved FY 2015-16
Salaries and Benefits	$	149,400	155,200	161,600
Maintenance and Operations		11,500	10,500	10,500
Applied Revenues		(24,800)	(23,000)	(23,000)
Activity Total	$	136,100	142,700	149,100

Fiscal Year Comparisons

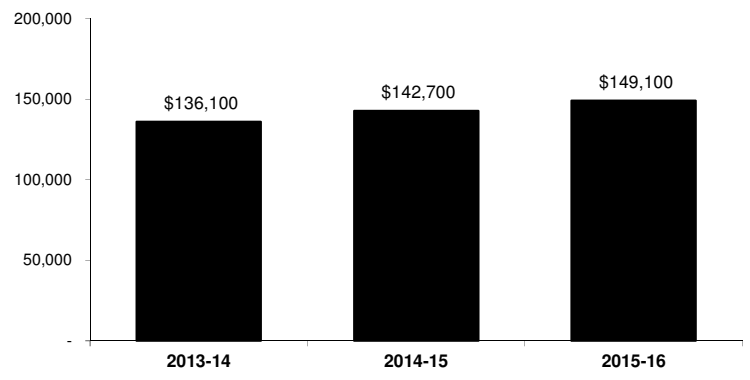

Adult Literacy (6535)

Activity Detail

Acct No.	Description	Actual FY 2012-13	Mid-Year Budget FY 2013-14	Final Estimate FY 2013-14	Council Approved FY 2014-15	Council Approved FY 2015-16	
111I	CS Lib - Regular Salaries	$ 47,385	$ 60,700	$ 60,700	$ 61,200	$ 61,600	
115V	CS Lib - PT Salaries	10,304	11,200	11,200	10,500	11,000	
119I	CS Lib - Applied Benefits	55,002	76,900	76,900	81,800	87,200	
119U	CS Rec - PT Applied Benefits	7	-	-	-	-	
119V	CS Lib - PT Applied Benefits	3,064	600	600	1,700	1,800	
	Total Salaries and Benefits	115,761	149,400	149,400	155,200	161,600	
2200	Supplies	1,664	3,400	3,400	3,400	3,400	*
2300	Books	216	1,000	1,000	1,000	1,000	
4100	Advertising	93	500	500	500	500	
4210	Travel and Meetings	245	1,500	1,500	1,500	1,500	
4220	Memberships	39	600	600	600	600	*
4250	Training	1,779	2,500	2,500	2,500	2,500	*
4400	Contractual Services	3,526	1,500	2,000	1,000	1,000	*
9500	Duplication Charges	-	500	-	-	-	
	Total Maintenance and Operations	7,563	11,500	11,500	10,500	10,500	
CE00	Contributions	-	(8,000)	(8,000)	(8,000)	(8,000)	
EA00	State Grants/Subventions	(14,607)	(15,000)	(16,800)	(15,000)	(15,000)	
	Total Applied Revenues	(14,607)	(23,000)	(24,800)	(23,000)	(23,000)	
	- Activity Total -	$ 108,716	$ 137,900	$ 136,100	$ 142,700	$ 149,100	

* Additional detail on following page(s)

Adult Literacy (6535) - Account Number Detail

Acct #2200	FY2013-14	FY2014-15	FY2015-16
Office Supplies	$ 1,400	$ 1,400	$ 1,400
Tutoring Materials	1,200	1,200	1,200
Educational Software	800	800	800
	$ 3,400	$ 3,400	$ 3,400

Acct #4220	FY2013-14	FY2014-15	FY2015-16
International Reading Association	$ 150	$ 150	$ 150
Pro-Literacy America	200	200	200
Hands-On English	100	100	100
Southern Ca Library Lit Network	150	150	150
	$ 600	$ 600	$ 600

Acct #4250	FY2013-14	FY2014-15	FY2015-16
Tutoring Books	$ 500	$ 500	$ 500
Training Handbooks	600	600	600
Book Group	1,400	1,400	1,400
	$ 2,500	$ 2,500	$ 2,500

Acct #4400	FY2013-14	FY2014-15	FY2015-16
Duplication	$ -	$ 500	$ 500
Volunteer Recognition **(transferred to 7100)**	1,000	-	-
Book Group Guest Speakers	500	500	500
	$ 1,500	$ 1,000	$ 1,000

Children's Literacy (6536)

The Santa Fe Springs Children Literacy Program is a well-recognized program through the State of California that provides invaluable service and has the potential to significantly improve children's reading levels ensuring academic success. Under the umbrella of Reading Club, children between the ages 7 to 12 who have scored below grade level in reading and writing can benefit from this service. The Reading Club provides reading and writing assessments twice during the school year, in the fall and in late winter. Reading Club students meet twice a week with a volunteer tutor who receives 12 hours of training. Their families join in through a monthly Family Night to provide support and guidance.

The English Language and Literacy Intensive Program (ELLI) is a critical component of Children's Literacy. It serves children in local schools through weekly supplemental, in-class literacy instructional sessions. The focus is on vocabulary, academic language, listening comprehension and writing. Included throughout the year are book give-aways, the Flat Stanley writing project and Battle of the Books (BOB) which challenges students to read 30 titles throughout the year and "battle" for first place in May. Also, all students are challenged to read as many books as they can during the school year and are rewarded at the end.

The State Library provides a yearly amount which varies for the ELLI program.

Activity Summary

		Final Est. FY 2013-14	Council Approved FY 2014-15	Council Approved FY 2015-16
Salaries and Benefits	$	77,500	94,400	97,800
Maintenance and Operations		19,200	19,200	19,200
Applied Revenues		(14,000)	(5,000)	(5,000)
Activity Total	$	82,700	108,600	112,000

Fiscal Year Comparisons

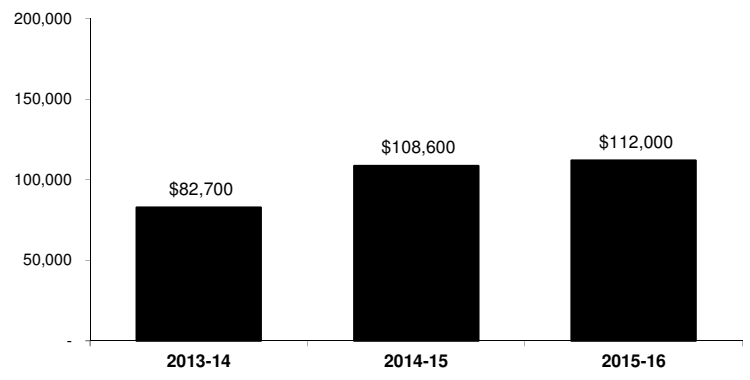

Children's Literacy (6536)

Activity Detail

Acct No.	Description	Actual FY 2012-13	Mid-Year Budget FY 2013-14	Final Estimate FY 2013-14	Council Approved FY 2014-15	Council Approved FY 2015-16	
111I	CS Lib - Regular Salaries	$ 7,393	$ 18,500	$ 18,500	$ 18,900	$ 18,900	
115V	CS Lib - PT Salaries	18,847	33,700	33,700	44,600	46,000	
119I	CS Lib - Applied Benefits	8,581	23,500	23,500	25,200	26,700	
119V	CS Lib - PT Applied Benefits	5,635	1,800	1,800	5,700	6,200	
	Total Salaries and Benefits	40,457	77,500	77,500	94,400	97,800	
2200	Supplies	6,672	6,000	6,000	6,000	6,000	*
2300	Books	1,266	1,500	2,500	2,500	2,500	*
4210	Travel and Meetings	300	400	400	400	400	
4250	Training	5,100	5,300	5,300	5,300	5,300	*
4400	Contractual Services	4,218	4,000	5,000	5,000	5,000	*
9500	Duplication Charges	-	1,000	-	-	-	
	Total Maintenance and Operations	17,554	18,200	19,200	19,200	19,200	
CE00	Contributions	-	(10,000)	(10,500)	(5,000)	(5,000)	
EA00	State Grants/Subventions	(3,652)	(3,500)	(3,500)	-	-	
	Total Applied Revenues	(3,652)	(13,500)	(14,000)	(5,000)	(5,000)	
	- Activity Total -	$ 54,359	$ 82,200	$ 82,700	$ 108,600	$ 112,000	

* Additional detail on following page(s)

Children's Literacy (6536) - Account Number Detail

Acct #2200	FY2013-14	FY2014-15	FY2015-16
Reading Club	$ 1,000	$ 1,000	$ 1,000
English Language and Literacy Intensive	1,000	1,000	1,000
Family Night	500	500	500
Author Month	600	600	600
Flat Stanley	800	800	800
Battle of the Books	1,400	1,400	1,400
Office	700	700	700
	$ 6,000	$ 6,000	$ 6,000

Acct #2300	FY2013-14	FY2014-15	FY2015-16
Reading Club	$ 200	$ 200	$ 200
English Language and Literacy Intensive	300	600	600
Family Night	200	400	400
Author Month	200	500	500
Battle of the Books	600	800	800
	$ 1,500	$ 2,500	$ 2,500

Acct #4250	FY2013-14	FY2014-15	FY2015-16
Reading Club	$ 600	$ 600	$ 600
English Language and Literacy Intensive	1,800	1,800	1,800
Family Night	700	700	700
Author Month	500	500	500
Flat Stanley	700	700	700
Battle of the Books	500	500	500
Tutor Training	500	500	500
	$ 5,300	$ 5,300	$ 5,300

Acct #4400	FY2013-14	FY2014-15	FY2015-16
Author Visits	$ 2,500	$ 2,500	$ 2,500
Duplication	-	1,000	1,000
Reading Club Handbook and Manipulatives	700	700	700
Equipment Rental	800	800	800
	$ 4,000	$ 5,000	$ 5,000

Children & Youth Services (6540)

The Children and Youth Services Section of the Library provides services and programs to children and young adults starting at infancy to eighteen years of age. The Santa Fe Springs Library children and young adults collection includes 23,000 children's books and 3,000 books in the young adult collection.

The Children and Youth Services provide a wide variety of activities and events that serve the children and families of Santa Fe Springs, which include the Summer Reading Program, Children's Story Hour, Baby Boogie, and holiday celebrations. Approximately, 1,200 preschool children participate in the Wednesday morning Story Hour, and approximately 800 children attend the annual summer programs. Youth Services also includes teen programs throughout the year and special programs during the summer.

Activity Summary

		Final Est. FY 2013-14	Council Approved FY 2014-15	Council Approved FY 2015-16
Salaries and Benefits	$	111,100	117,300	123,100
Maintenance and Operations		30,300	29,500	29,500
Applied Revenues		(800)	(500)	(500)
Activity Total	$	140,600	146,300	152,100

Fiscal Year Comparisons

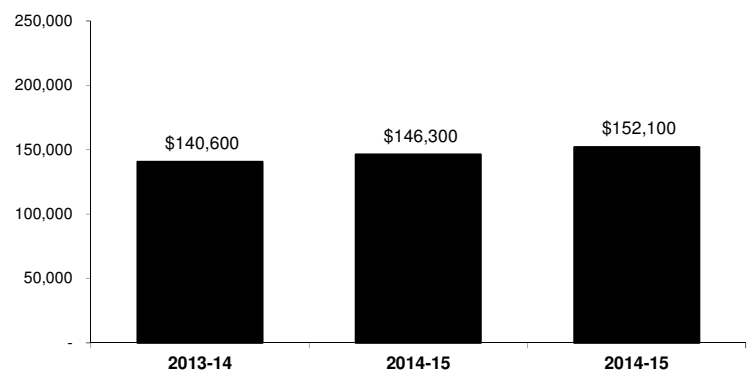

Children & Youth Services (6540)

Activity Detail

Acct No.	Description	Actual FY 2012-13	Mid-Year Budget FY 2013-14	Final Estimate FY 2013-14	Council Approved FY 2014-15	Council Approved FY 2015-16	
111I	CS Lib - Regular Salaries	$ 46,711	$ 49,000	$ 49,000	$ 48,700	$ 49,400	
115V	CS Lib - PT Salaries	-	-	-	3,400	3,500	
119I	CS Lib - Applied Benefits	54,180	62,100	62,100	65,000	70,000	
119V	CS Lib - PT Applied Benefits	-	-	-	200	200	
	Total Salaries and Benefits	100,891	111,100	111,100	117,300	123,100	
2200	Supplies	3,649	3,500	3,500	3,500	3,500	*
2300	Books	18,595	19,000	19,800	19,000	19,000	*
4400	Contractual Services	7,345	6,500	7,000	7,000	7,000	*
9500	Duplication Charges	-	500	-	-	-	
	Total Maintenance and Operations	29,589	29,500	30,300	29,500	29,500	
CE00	Contributions	-	(500)	(800)	(500)	(500)	
	Total Applied Revenues	-	(500)	(800)	(500)	(500)	
	- Activity Total -	$ 130,480	$ 140,100	$ 140,600	$ 146,300	$ 152,100	

* Additional detail on following page(s)

Children & Youth Services (6540) - Account Number Detail

Acct #2200	FY 2013-14	FY 2014-15	FY 2015-16
Craft Materials (Teens/Children)	$ 1,000	$ 1,000	$ 1,000
Refreshments (Teens/Children)	500	500	500
Incentives/Prizes/Promotional	1,000	1,000	1,000
Summer Reading Program	1,000	1,000	1,000
	$ 3,500	$ 3,500	$ 3,500

Acct #2300	FY 2013-14	FY 2014-15	FY 2015-16
Nonfiction	$ 4,500	$ 4,500	$ 4,500
Fiction	3,400	3,400	3,400
Picture Books	2,900	2,900	2,900
Readers	1,900	1,900	1,900
Paperbacks	1,900	1,900	1,900
Board Books	1,900	1,900	1,900
Reference	2,500	2,500	2,500
	$ 19,000	$ 19,000	$ 19,000

Acct #4400	FY 2013-14	FY 2014-15	FY 2015-16
Summer Book Club Entertainment	$ 3,000	$ 3,000	$ 3,000
Duplication	-	500	500
Teen Programs	1,000	1,000	1,000
Material Processing	2,500	2,500	2,500
	$ 6,500	$ 7,000	$ 7,000

Multi Media Services (6555)

The City's Library Adult, Audio-Visual and Digital Services in the Department of Community Services maintains and develops the audio-visual collection, which consists of entertainment and non-fiction DVD's, music CD's, foreign language audio CD's, and adult and children's audio books. Approximately 1200 DVD's, CD,s and audiobooks are added to the collection each year. Library patrons accessed approximately 40,000 audio-visual materials during 2012-2013.

Additional services include an electronic database collection, which now consists of 41 databases ranging in subject from auto repair to health and wellness. Our most popular databases are live-homework help, Mango Languages and those that assist small business, such as A to Z Databases. The Library also provides a variety of E-content, from e-books, e-movies, e-magazines and e-audio. Over the past few years, Library Patrons have come to rely on materials accessed through the City's website.

The Library also manages a print collection for adults comprising of approximately 34,000 volumes and 120 magazine and newspaper subscriptions.

Activity Summary

	Final Est. FY 2013-14		Council Approved FY 2014-15	Council Approved FY 2015-16
Salaries and Benefits	277,300	$	255,900	268,900
Maintenance and Operations	111,800		112,300	112,300
Applied Revenues	-		-	-
Activity Total	389,100	$	368,200	381,200

Fiscal Year Comparisons

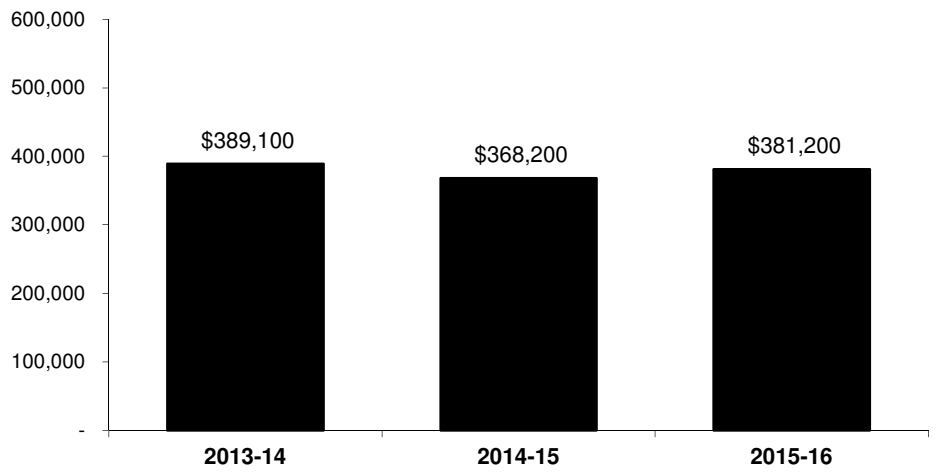

Multi Media Services (6555)

Activity Detail

Acct No.	Description	Actual FY 2012-13	Mid-Year Budget FY 2013-14	Final Estimate FY 2013-14	Council Approved FY 2014-15	Council Approved FY 2015-16	
111I	CS Lib - Regular Salaries	$ 43,562	$ 81,800	$ 81,800	$ 80,100	$ 82,100	
115V	CS Lib - PT Salaries	80,752	87,300	87,300	65,300	67,200	
119I	CS Lib - Applied Benefits	50,512	103,700	103,700	107,100	116,100	
119V	CS Lib - PT Applied Benefits	3,815	4,500	4,500	3,400	3,500	
	Total Salaries and Benefits	178,642	277,300	277,300	255,900	268,900	
2300	Books	45,346	32,900	32,900	32,900	32,900	*
2301	Ebooks	2,958	-	-	-	-	
2400	Periodicals	7,225	7,500	7,500	8,000	8,000	*
2500	Audio-Visual	43,863	58,000	58,000	58,000	58,000	*
4400	Contractual Services	14,727	12,400	13,400	13,400	13,400	*
	Total Maintenance and Operations	114,119	110,800	111,800	112,300	112,300	
CE00	Contributions	(2,958)	-	-	-	-	
	Total Applied Revenues	(2,958)	-	-	-	-	
	- Activity Total -	$ 289,802	$ 388,100	$ 389,100	$ 368,200	$ 381,200	

ACTIVITY #6550 'REFERENCE SERVICES' AND ACTIVITY #6560 'AUDIO-VISUAL AND DIGITAL SERVICES' HAVE BEEN CONSOLIDATED INTO THIS ACTIVITY FOR FISCAL PERIODS 2014-15 & 2015-16 AND GOING FORWARD.

* Additional detail on following page(s)

Multi Media Services (6555) - Account Number Detail

Acct #2300	FY 2013-14	FY 2014-15	FY 2015-16
Paperbacks	$ 2,000	$ 2,000	$ 2,000
Fiction/Best Sellers	11,400	11,400	11,400
Non-Fiction	14,000	14,000	14,000
Large Print/Spanish	5,500	5,500	5,500
	$ 32,900	$ 32,900	$ 32,900

Acct #2400	FY 2013-14	FY 2014-15	FY 2015-16
Subscriptions EBSCO	$ 6,000	$ 6,500	$ 6,500
Newspapers	1,500	1,500	1,500
	$ 7,500	$ 8,000	$ 8,000

Acct #2500	FY 2013-14	FY 2014-15	FY 2015-16
Audio Books	$ 3,700	$ 3,700	$ 3,200
Axis 360 e-books platform	5,000	$ 5,000	$ 5,000
E-Books/Axis-360 Content	4,000	$ 4,000	$ 4,500
Compact Discs	800	$ 800	$ 800
DVD's	12,000	$ 12,000	$ 12,000
Zinio E-Magazines	3,500	$ 3,500	$ 3,500
Databases	29,000	29,000	29,000
	$ 58,000	$ 58,000	$ 58,000

Acct #4400	FY 2013-14	FY 2014-15	FY 2015-16
Baker & Taylor Processing/CLS	$ 7,500	$ 8,500	$ 8,500
Direct TV	750	750	750
Site License	1,200	1,200	1,200
Midwest Tape Processing	2,950	2,950	2,950
	$ 12,400	$ 13,400	$ 13,400

Willie Gordon Learning Center (6565)

The Willie Gordon Learning Center at the Neighborhood Center serves those who may not be able to visit the main Library on Alburtis. It is equipped with computers and a collection of popular books, magazines, music and DVDs. The facility is staffed by Library Information Desk Assistants who are available for computer and reference assistance. The Summer Reading Satellite Program is also held at the Willie Gordon Learning Center where a minimum of 40 children from the community are introduced to books, reading, and fun activities each week.

Activity Summary

		Final Est. FY 2013-14	Council Approved FY 2014-15	Council Approved FY 2015-16
Salaries and Benefits	$	41,200	42,800	45,200
Maintenance and Operations		4,500	4,500	4,500
Applied Revenues		-	-	-
Activity Total	$	45,700	47,300	49,700

Fiscal Year Comparisons

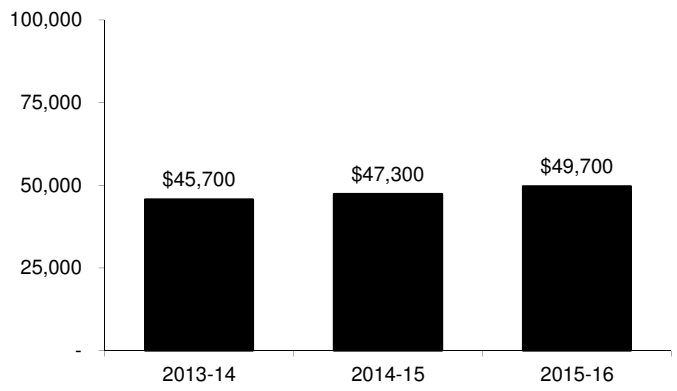

Willie Gordon Learning Center (6565)

Activity Detail

Acct No.	Description	Actual FY 2012-13	Mid-Year Budget FY 2013-14	Final Estimate FY 2013-14	Council Approved FY 2014-15	Council Approved FY 2015-16	
111I	CS Lib - Regular Salaries	$ 5,655	$ 15,600	$ 15,600	$ 15,300	$ 15,700	
115V	CS Lib - PT Salaries	4,076	5,500	5,500	6,700	6,900	
119I	CS Lib - Applied Benefits	6,572	19,800	19,800	20,400	22,200	
119V	CS Lib - PT Applied Benefits	212	300	300	400	400	
	Total Salaries and Benefits	16,514	41,200	41,200	42,800	45,200	
2200	Supplies	169	1,000	500	500	500	*
2300	Circulating Materials	1,515	3,000	3,000	3,000	3,000	
4400	Contractual Services	2,054	2,000	1,000	1,000	1,000	*
	Total Maintenance and Operations	3,738	6,000	4,500	4,500	4,500	
	- Activity Total -	$ 20,252	$ 47,200	$ 45,700	$ 47,300	$ 49,700	

* Additional detail on following page(s)

Willie Gordon Learning Center (6565)

Acct #2200	FY 2013-14	FY 2014-15	FY 2015-16
Computer Supplies	$ 300	$ 100	$ 100
Printer Supplies	300	300	300
General Office Supplies	400	100	100
	$ 1,000	$ 500	$ 500

Acct #4400	FY 2013-14	FY 2014-15	FY 2015-16
Bibliotheca	$ 650	$ 650	$ 650
Summer Reading Program	1,000	100	100
Book Processing	-	150	150
Family Programs	350	100	100
	$ 2,000	$ 1,000	$ 1,000

Family and Human Services Division

The Family and Human Services Division is one of three divisions comprising the Department of Community Services, which works collaborative in an integrated services approach to provide essential human services to residents in Santa Fe Springs in the areas of child development and child care, senior services, family services and social services case management. In partnership with community-based service providers, the Division of Family and Human Services promotes and supports the well being and healthy development of the community. It cultivates and promotes the importance of family unity, health and wellness and intergenerational connections.

Below is a chart showing the division's activities. More detailed information is available on the following pages:

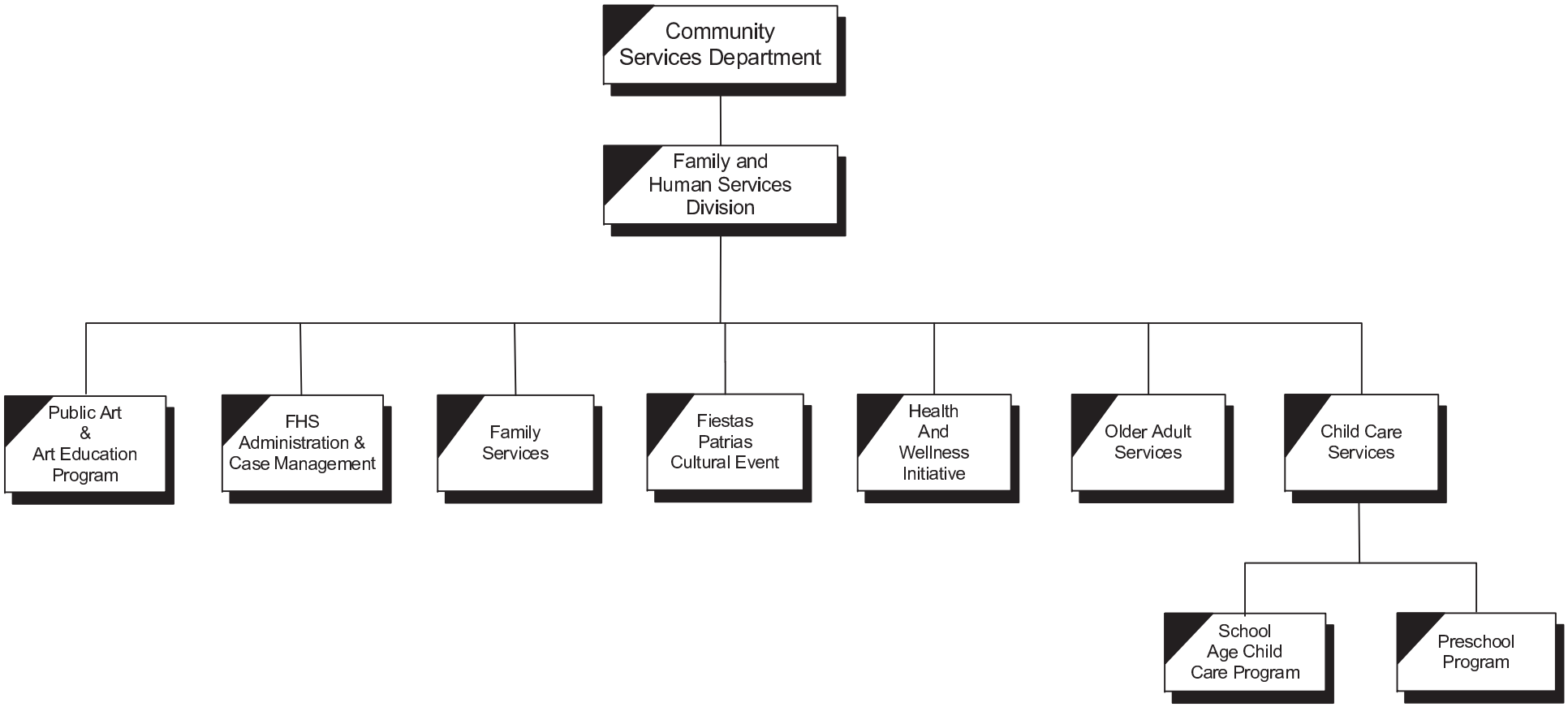

Family and Human Services

FY 2014-15 & FY 2015-16

Position Summary

Full-Time Positions	Original FY 2013-14	Revised FY 2013-14	Change + or (-)	Approved FY 2014-15	Change + or (-)	Approved FY 2015-16	Change + or (-)
Administrative Clerk II *	-	-	-	1	1	1	-
Children's Services Administrator	1	1	-	1	-	1	-
Community Services Supervisor	1	1	-	1	-	1	-
Director of Community Services	1	1	-	1	-	1	-
Head Teacher	2	2	-	2	-	2	-
Human Services Case Worker	2	2	-	2	-	2	-
Management Assistant I	1	1	-	1	-	1	-
Program Coordinator	1	1	-	1	-	1	-
Total Number of Full-Time Positions	9	9	-	10	1	10	-
Part-Time Benefitted Positions							
Assistant Teacher B	2	2	-	2	-	2	-
Recreation Leader III	1	1	-	1	-	1	-
Teacher I B	2	2	-	2	-	2	-
Teacher II B	4	4	-	4	-	4	-
Teacher III	1	1	-	1	-	1	-
Total Number of Part-Time Benefitted Positions	10	10	-	10	-	10	-
Part-Time Non-Benefitted Hours							
Total Number of Hours	38,950	38,950	-	40,662	1,712	40,662	-

* Administrative Clerk II position will transfer from Parks & Recreation and Library Services to Family & Human Services effective FY 2014-15

Family and Human Services

FY 2014-15 & FY 2015-16 Approved Budget

Division Summary

Activity Number	Activity Name	Actual FY 2012-13	Mid-Year Budget FY 2013-14	Final Estimate FY 2013-14	Council Approved FY 2014-15	Council Approved FY 2015-16
6350	Public Art and Art Education Program **(Moved from Rec Svcs)**	$ 126	$ -	$ -	$ -	$ -
7100	Family & Human Services Adm & Case Mgmt	355,427	366,200	356,800	442,500	456,400
7110	Family Services	242,560	263,700	265,400	207,900	215,500
7120	Fiestas Patrias Cultural Event	-	29,800	35,700	46,700	44,500
7130	Health & Wellness Initiatives	-	12,500	14,500	42,000	43,800
7310	School Age Child Care Program	31,894	17,700	48,000	68,600	78,000
7320	Preschool Program	87,012	28,000	246,500	239,500	266,400
7500	Older Adults Services	305,576	348,900	347,800	407,300	418,000
Division Totals		$ 1,022,596	$ 1,066,800	$ 1,314,700	$ 1,454,500	$ 1,522,600

Public Art & Art Education Program (6350)

The Public Art and Art Education Program is a very specialized component of the Family and Human Services Division in the Department of Community Services. Through an interdepartmental effort inclusive of the Department of Planning and the City Manager's Office, the Public Art and Art Education Program fosters and commissions art for the enrichment of Santa Fe Springs. The conceptual development and coordination of construction, installation and dedication is a primary function of the City's Heritage Arts Committee, which is supported through this Program. In addition, the Art Education Program provides mini-grants to local schools to partially subsidize the cost of visual and performing arts enrichment for children.

Activity Summary

		Final Est. FY 2013-14	Council Approved FY 2014-15	Council Approved FY 2015-16
Salaries and Benefits	$	86,000	119,200	124,000
Maintenance and Operations		168,300	178,300	178,300
Applied Revenues		(254,300)	(297,500)	(302,300)
Activity Total	$	-	-	-

Fiscal Year Comparisons

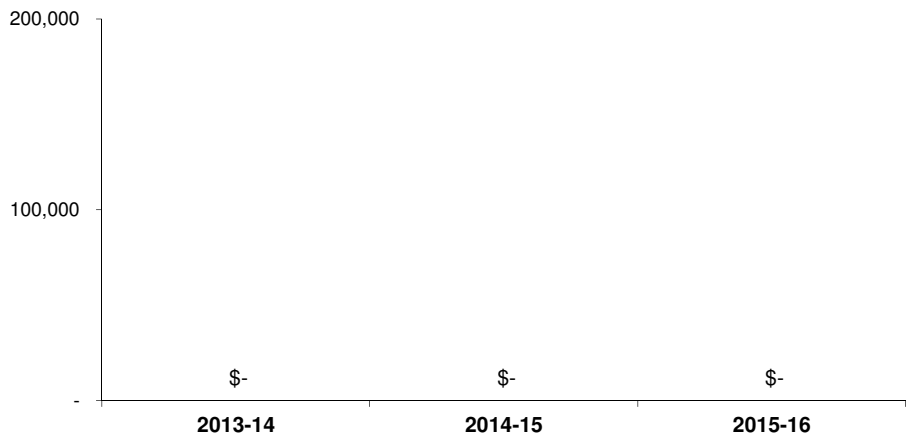

Public Art & Art Education Program (6350)

Activity Detail

Acct No.	Description	Actual FY 2012-13	Mid-Year Budget FY 2013-14	Final Estimate FY 2013-14	Council Approved FY 2014-15	Council Approved FY 2015-16	
111H	CS Rec - Regular Salaries	$ -	$ 13,800	$ 13,800	$ 21,000	$ 21,500	
111I	CS Lib - Regular Salaries	31,071	-	-	2,700	2,700	
111J	CS Fam - Regular Salaries	-	27,500	27,500	31,300	31,600	
114F	PW Mtc - OT Pay	584	1,000	1,000	1,000	1,000	
115U	CS Rec - PT Salaries	1,864	500	500	3,000	3,000	
115V	CS Lib - PT Salaries	1	-	-	-	-	
119F	PW Mtc - Applied Benefits	-	1,000	1,000	-	-	
119H	CS Rec - Applied Benefits	-	14,100	14,100	23,000	25,000	
119I	CS Lib - Applied Benefits	36,051	-	-	3,700	3,900	
119J	CS Fam - Applied Benefits	-	28,000	28,000	33,300	35,100	
119U	CS Rec - PT Applied Benefits	225	100	100	200	200	
119V	CS Lib - PT Applied Benefits	-	-	-	-	-	
	Total Salaries and Benefits	69,796	86,000	86,000	119,200	124,000	
2200	Supplies	10,153	13,000	13,000	13,000	13,000	*
4210	Travel and Meetings	633	2,300	2,300	2,300	2,300	*
4220	Memberships	270	500	500	500	500	*
4400	Contractual Services	51,460	82,000	105,500	112,500	112,500	*
6100	Contributions/Art Education Grants	37,506	50,000	47,000	50,000	50,000	
9500	Duplication Charges	-	500	-	-	-	
	Total Maintenance and Operations	100,022	148,300	168,300	178,300	178,300	
BL00	Participant Fees	(3,102)	-	(1,200)	(1,500)	(1,500)	
CE00	Contributions	-	-	(7,500)	(10,000)	(12,500)	
HL00	Transfer from Art in Public Places	(166,590)	(234,300)	(245,600)	(286,000)	(288,300)	
	Total Applied Revenues	(169,692)	(234,300)	(254,300)	(297,500)	(302,300)	
	- Activity Total -	$ 126	$ -	$ -	$ -	$ -	

* Additional detail on following page(s)

Public Art & Art Education Program (6350) - Account Number Detail

Acct #2200	FY 2013-14	FY 2014-15	FY 2015-16
Plaques/Basses	$ 1,500	$ 1,500	$ 1,500
Dedications and Art Fest 2014	10,000	10,000	10,000
Art Education Grant Materials	300	300	300
Stationery/Art Manuals	1,200	1,200	1,200
	$ 13,000	$ 13,000	$ 13,000

Acct #4210	FY 2013-14	FY 2014-15	FY 2015-16
Art Committee	$ 1,000	$ 1,000	$ 1,000
Staff	1,000	1,000	1,000
Refreshments	300	300	300
	$ 2,300	$ 2,300	$ 2,300

Acct #4220	FY 2013-14	FY 2014-15	FY 2015-16
LACMA	$ 400	$ 400	$ 400
Americans for the Arts	100	100	100
	$ 500	$ 500	$ 500

Acct #4400	FY 2013-14	FY 2014-15	FY 2015-16
Dedications	$ 6,000	$ 8,000	$ 8,000
Duplication	-	500	500
Conservation of Artwork	52,000	52,000	52,000
Consulting	22,000	50,000	50,000
Annual Luncheon	2,000	2,000	2,000
	$ 82,000	$ 112,500	$ 112,500

Family & Human Svcs Admin and Case Mgmt (7100)

The Division Administration & Case Management section located at the Gus Velasco Neighborhood Center provides general administrative support to the overall Division of Family and Human Services under the Department of Community Services. Through social case workers, this section provides an array of case management services to children, families, and older active adults. Case Management includes client assessment, advocacy, and referrals. Most importantly, the Family and Human Services administers through this Section financial assistance to Santa Fe Springs families in crisis. Additionaly, the Family and Human Services processes, documents and monitors all City wide volunteers through the ACTIVE and TEENS programs.

Activity Summary

		Final Est. FY 2013-14	Council Approved FY 2014-15	Council Approved FY 2015-16
Salaries and Benefits	$	357,300	428,400	442,200
Maintenance and Operations		39,500	49,100	49,200
Applied Revenues		(40,000)	(35,000)	(35,000)
Activity Total	$	356,800	442,500	456,400

Fiscal Year Comparisons

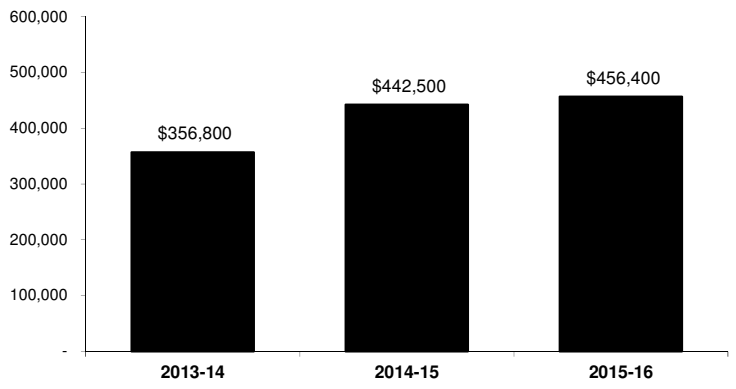

Family & Human Services Administration and Case Management (7100)

Activity Detail

Acct No.	Description	Actual FY 2012-13	Mid-Year Budget FY 2013-14	Final Estimate FY 2013-14	Council Approved FY 2014-15	Council Approved FY 2015-16	
111J	CS Fam - Regular Salaries	$ 162,921	$ 154,900	$ 154,900	$ 188,500	$ 189,100	
115U	CS Rec - PT Salaries	77	-	-	-	-	
115W	CS Fam - PT Salaries	23,041	36,900	42,200	35,000	36,700	
119J	CS Fam - Applied Benefits	155,919	158,000	158,000	203,100	214,500	
119U	CS Rec - PT Applied Benefits	4	-	-	-	-	
119W	CS Fam - PT Applied Benefits	788	1,900	2,200	1,800	1,900	
	Total Salaries and Benefits	342,749	351,700	357,300	428,400	442,200	
2200	Supplies	5,020	7,500	7,500	13,500	13,500	*
3400	Telephone	9,334	8,600	8,600	10,400	10,500	*
4210	Travel and Meetings	165	1,000	1,000	1,000	1,000	
4220	Memberships	465	500	500	500	500	
4250	Training	-	1,000	1,000	1,000	1,000	
4400	Contractual Services	7,476	11,900	11,900	13,700	13,700	*
9300	Equipment Usage	9,000	9,000	9,000	9,000	9,000	
	Total Maintenance and Operations	31,459	39,500	39,500	49,100	49,200	
BK00	Facility Use Fees	(18,781)	(25,000)	(40,000)	(35,000)	(35,000)	
	Total Applied Revenues	(18,781)	(25,000)	(40,000)	(35,000)	(35,000)	
	- Activity Total -	$ 355,427	$ 366,200	$ 356,800	$ 442,500	$ 456,400	

* Additional detail on following page(s)

Family & Human Services Administration and Case Management (7100) - Account Number Detail

Acct #2200	FY 2013-14	FY 2014-15	FY 2015-16
Office Supplies	$ 1,500	$ 1,500	$ 1,500
Miscellaneous Program Supplies	1,000	1,000	1,000
Computer Supplies/Software	700	700	700
Copier, Printer, Fax Supplies	700	700	700
Staff Uniforms	1,600	2,600	2,600
Audio Visual Equipment Maintenance	1,000	1,000	1,000
ACTIVE/TEENS Volunteer Program **(transferred from 7500)**	-	5,000	5,000
Meeting Room Supplies	1,000	1,000	1,000
	$ 7,500	$ 13,500	$ 13,500

Acct #3400	FY 2013-14	FY 2014-15	FY 2015-16
Telephone Service	$ 6,600	$ 6,700	$ 6,800
Telephone Repair	1,200	1,200	1,200
Cellular Phones	800	2,500	2,500
Telephone Maintenance Contract	-	-	-
	$ 8,600	$ 10,400	$ 10,500

Acct #4400	FY 2013-14	FY 2014-15	FY 2015-16
Copier Service Contract	$ 4,500	$ 5,300	$ 5,300
Maintenance Case Management Software	3,900	3,900	3,900
Ongoing Maintenance for Defibrillator	-	300	300
FHS Marketing Resources	2,500	2,500	2,500
Activenet	200	900	900
Cable TV	800	800	800
	$ 11,900	$ 13,700	$ 13,700

Family Services (7110)

The Family Services Section is one of four sections in the Division of Family and Human Services under the Department of Community Services and provides outreach, information, and services for youth and their families who live and work in the city. The section cultivates and promotes the importance of family unity, health and wellness and intergenerational connections. Staff works closely together with the local schools, outside community organizations, and county departments to explore, create and nurture the needs of families in our community. The Family Services Section provides a wide array of services through City facilities. Services are available for the residents inclusive of educational workshops, legal services, volunteer income tax assistance program, and utility assistance. Volunteer opportunities, children summer camps, recreational activities, intergenerational programs, and special events are also available. This section also provides staff support to the Family & Human Services Advisory Committee, Thanksgiving and Neighborly Elf Christmas basket programs and also provides supervision oversight to the Youth Leadership Committee.

The Youth Leadership Committee provides the foundation for greater involvement of youth in the community and Municipal government through community involvement, civic engagement and health and wellness. The committee is comprised of 20 members appointed by the City Council from a cross section of youth residing in the City.

Activity Summary

	Final Est. FY 2013-14	Council Approved FY 2014-15	Council Approved FY 2015-16
Salaries and Benefits	215,800	$ 170,700	176,800
Maintenance and Operations	72,600	78,500	78,500
Applied Revenues	(23,000)	(41,300)	(39,800)
Activity Total	265,400	$ 207,900	215,500

Fiscal Year Comparisons

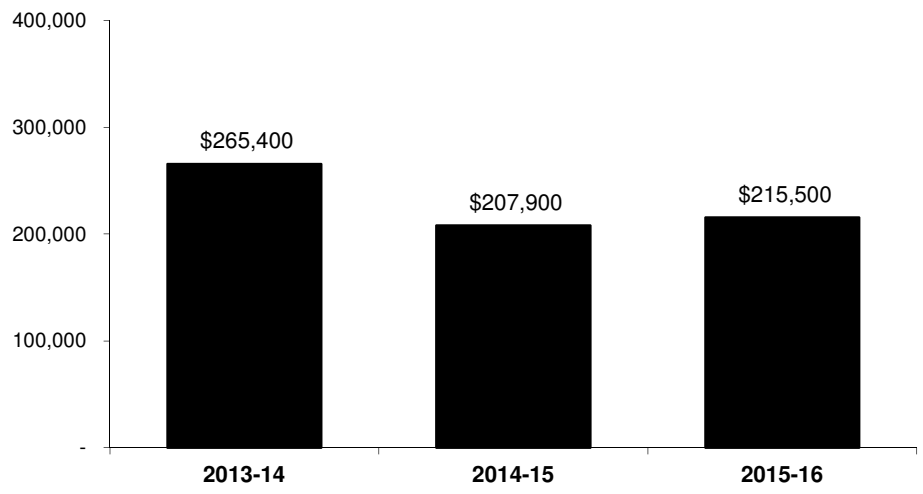

Family Services (7110)

Activity Detail

Acct No.	Description	Actual FY 2012-13	Mid-Year Budget FY 2013-14	Final Estimate FY 2013-14	Council Approved FY 2014-15	Council Approved FY 2015-16	
111J	CS Fam - Regular Salaries	$ 84,468	$ 78,600	$ 78,600	$ 57,500	$ 57,500	
114J	CS Fam - Regular OT 1.5 Salaries	-	-	2,000	2,000	2,000	
114W	CS Fam - PT OT 1.5 Salaries	-	-	300	700	700	
115U	CS Rec - PT Salaries	81	-	-	-	-	
115W	CS Fam - PT Salaries	26,394	52,100	52,100	45,400	47,900	
119J	CS Fam - Applied Benefits	80,896	80,100	80,100	62,700	66,200	
119U	CS Rec - PT Applied Benefits	4	-	-	-	-	
119W	CS Fam - PT Applied Benefits	903	2,700	2,700	2,400	2,500	
	Total Salaries and Benefits	192,746	213,500	215,800	170,700	176,800	
2200	Supplies	23,878	31,500	31,500	34,000	34,000	*
4210	Travel and Meetings	255	800	800	800	800	
4220	Memberships	-	400	400	400	400	
4250	Training	30	500	500	500	500	
4400	Contractual Services	28,672	19,400	19,400	22,800	22,800	*
6100	Contributions	425	-	-	-	-	
6300	Family/Human Svcs Advisory Comm Fund	2,560	20,000	20,000	20,000	20,000	
9500	Duplication Charges	-	600	-	-	-	
	Total Maintenance and Operations	55,820	73,200	72,600	78,500	78,500	
CE00	Contributions	(3,006)	(20,000)	(20,000)	(20,000)	(20,000)	*
CF00	Private Enterprise Contributions	(3,000)	(3,000)	(3,000)	(13,200)	(11,700)	*
HCDB	Transfer from CDBG (Youth Program)	-	-	-	(8,100)	(8,100)	
	Total Applied Revenues	(6,006)	(23,000)	(23,000)	(41,300)	(39,800)	
	- Activity Total -	$ 242,560	$ 263,700	$ 265,400	$ 207,900	$ 215,500	

* Additional detail on following page(s)

Family Services (7110) - Account Number Detail

Acct #2200	FY 2013-14	FY 2014-15	FY 2015-16
Office Supplies	$ 4,500	$ 4,500	$ 4,500
Supplies - Camperships	3,500	3,500	3,500
Neighborly Elf Xmas Program	4,000	5,000	5,000
Parenting Project Program	1,500	1,500	1,500
Computer Supplies	1,500	1,500	1,500
Legal Services/Meals for attorneys	2,000	2,000	2,000
Pioneer Gardens Children's Summer Program	1,500	1,500	1,500
Vita Program	2,500	2,500	2,500
Turkey Basket Program	3,000	3,200	3,200
TEEN Volunteer Program	2,000	2,700	2,700
Special Needs Holiday Event	900	-	-
Youth Leadership Committee Program Supplies **(from 6230)**	-	1,500	1,500
Food Pantry	4,600	4,600	4,600
	$ 31,500	$ 34,000	$ 34,000

Acct #4400	FY 2013-14	FY 2014-15	FY 2015-16
Neighborly Elf Xmas Program	$ 9,000	$ 9,000	$ 9,000
Attorney Volunteer Recognition	2,000	2,000	2,000
Turkey Basket Program	2,500	3,500	3,500
Special Needs Holiday Event	500	-	-
TEENS Volunteer Program	2,900	3,200	3,200
Parenting Project Program	1,000	1,000	1,000
Youth Leadership Committee (retreat cabin rental)-**(from 6230)**	-	2,600	2,600
Pioneer Gardens Programming	1,500	1,500	1,500
	$ 19,400	$ 22,800	$ 22,800

Acct #CE00 (Contributions)	FY 2013-14	FY 2014-15	FY 2015-16
FHS Fund	$ (20,000)	$ (20,000)	$ (20,000)
	$ (20,000)	$ (20,000)	$ (20,000)

Acct #CF00 (Private Enterprise Contributions)	FY 2013-14	FY 2014-15	FY 2015-16
Donation/Pioneer Gardens	$ (3,000)	$ (3,000)	$ (3,000)
Donation/Toys for Neighborly Elf & Back2School Program	-	(1,500)	-
Holiday Basket Donations	-	(5,700)	(5,700)
Donation/Serv-Well	-	(3,000)	(3,000)
	$ (3,000)	$ (13,200)	$ (11,700)

Fiestas Patrias Cultural Event (7120)

The Fiestas Patrias is an annual cultural event, which occurs in the month of September and is hosted by the Family and Human Services Division with the support of all City Departments. The celebration is the official observance day for commemorating the anniversary of Mexico's independence from Spain, which provides for an opportunity for Santa Fe Springs residents to celebrate its cultural heritage through food, music, and folk art. The event is held at Town Center Hall Plaza.

Activity Summary

		Final Est. FY 2013-14	Council Approved FY 2014-15	Council Approved FY 2015-16
Salaries and Benefits	$	29,500	35,000	35,800
Maintenance and Operations		33,300	39,700	36,700
Applied Revenues		(27,100)	(28,000)	(28,000)
Activity Total	$	35,700	46,700	44,500

Fiscal Year Comparisons

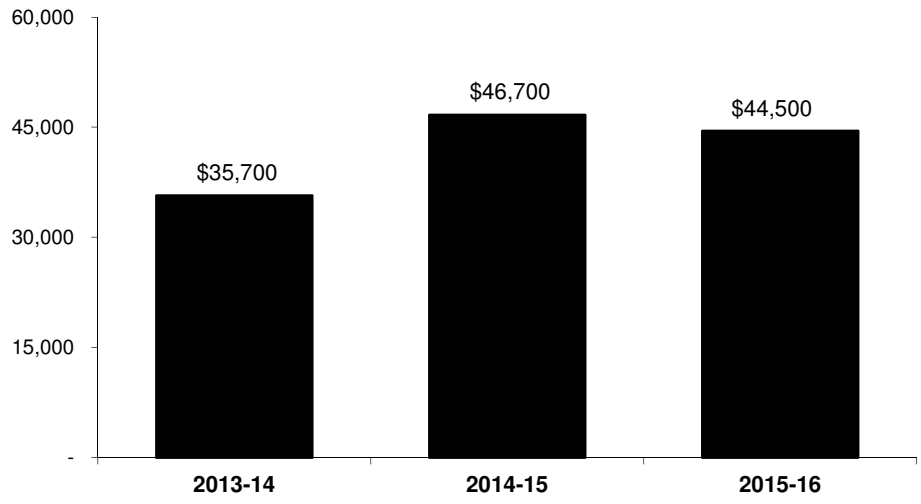

Fiestas Patrias Cultural Event (7120)

Activity Detail

Acct No.	Description	Actual FY 2012-13	Mid-Year Budget FY 2013-14	Final Estimate FY 2013-14	Council Approved FY 2014-15	Council Approved FY 2015-16	
111F	PW Mtc - Regular Salaries	$ -	$ -	$ 1,000	$ 1,000	$ 1,000	
111J	CS Fam - Regular Salaries	2,944	11,200	11,200	11,800	11,800	
114F	PW Mtc - OT Pay	-	2,500	1,600	2,500	2,500	
115T	PW Mtc - PT Salaries	-	400	-	400	400	
115U	CS Rec - PT Salaries	1,811	2,500	1,600	2,500	2,500	
115W	CS Fam - PT Salaries	-	1,100	700	1,100	1,100	
119F	PW Mtc - Applied Benefits	-	2,300	1,300	2,300	2,300	
119J	CS Fam - Applied Benefits	2,830	11,500	11,500	12,800	13,600	
119T	PW Mtc - PT Applied Benefits	-	100	-	100	100	
119U	CS Rec - PT Applied Benefits	341	400	200	400	400	
119W	CS Fam - PT Applied Benefits	-	100	400	100	100	
	Total Salaries and Benefits	7,925	32,100	29,500	35,000	35,800	
2200	Supplies	2,483	3,200	3,400	3,200	3,200	*
4400	Contractual Services	20,550	22,000	29,900	36,000	33,000	*
9500	Duplication Charges	-	500	-	500	500	
	Total Maintenance and Operations	23,033	25,700	33,300	39,700	36,700	
CE00	Contribution	-	(2,000)	(1,100)	(2,000)	(2,000)	
CG00	Franchise Fees	(30,958)	(26,000)	(26,000)	(26,000)	(26,000)	
	Total Applied Revenues	(30,958)	(28,000)	(27,100)	(28,000)	(28,000)	
	- Activity Total -	$ -	$ 29,800	$ 35,700	$ 46,700	$ 44,500	

* Additional detail on following page(s)

Fiestas Patrias Cultural Event (7120) - Account Number Detail

Acct #2200	FY 2013-14	FY 2014-15	FY 2015-16
Craft Workshops	$ 700	$ 700	$ 700
Children's Area	800	800	800
Decorations	900	900	900
Program Supplies	800	800	800
	$ 3,200	$ 3,200	$ 3,200

Acct #4400	FY 2013-14	FY 2014-15	FY 2015-16
Equipment Rental/Vendor	$ 6,500	$ 7,200	$ 7,200
Air Travel (Navajoan Dignitaries)	-	4,000	-
Mainstage Entertainment	3,000	10,000	11,000
Generator	1,500	1,800	1,800
Stage and Lighting	11,000	13,000	13,000
	$ 22,000	$ 36,000	$ 33,000

Health & Wellness Initiative (7130)

The purpose of the Health & Wellness Initiative will be to educate and empower the Santa Fe Springs community to improve and maintain overall health & well-being, to make the healthy choice the easy choice and to advocate for a healthy community culture. The Initiative will mobilize organizational change in the Community Services Department to develop and implement comprehensive strategies with a multi-disciplinary approach to address the fast-growing epidemic of obesity in adult and youth populations. It will support healthy lifestyles and include opportunities for increased education, physical activity, reduced sedentary behavioral patterns, and better healthy choices surrounding access to food consumption.

Through partnering and engaging with existing local regional and State efforts, the Initiaitive will be applied to the core operations' within the three Divisions in the Community Services Department, as well as community-wide efforts. Some of the strategies will include a Community Farmers Market, a Health & Wellness Resource Fair, a wellness audio library collection, health & wellness guest speakers, and a Healthy Family Fun Day.

Activity Summary

		Final Est. FY 2013-14	Council Approved FY 2014-15	Council Approved FY 2015-16
Salaries and Benefits	$	6,500	32,500	33,300
Maintenance and Operations		9,000	12,500	13,500
Applied Revenues		(1,000)	(3,000)	(3,000)
Activity Total	$	14,500	42,000	43,800

Fiscal Year Comparisons

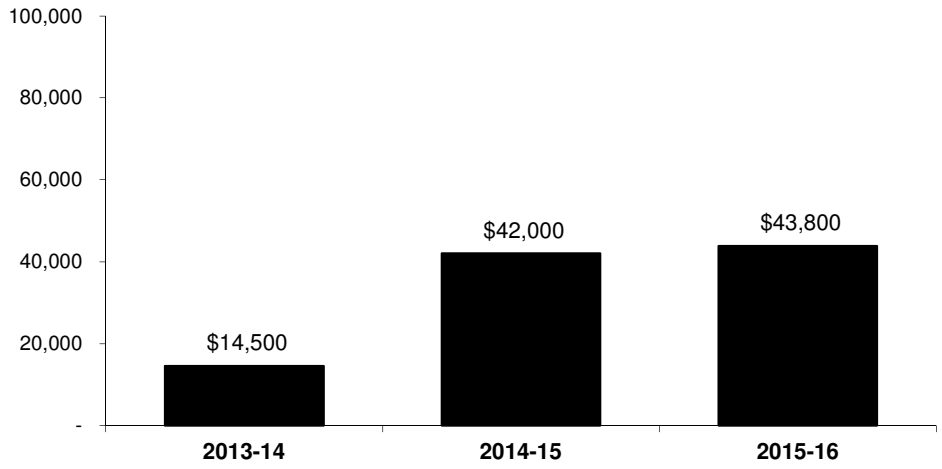

Health & Wellness Initiative (7130)

Activity Detail

Acct No.	Description	Actual FY 2012-13	Mid-Year Budget FY 2013-14	Final Estimate FY 2013-14	Council Approved FY 2014-15	Council Approved FY 2015-16	
111J	CS Fam - Regular Salaries	$ -	$ -	$ -	$ 12,200	$ 12,300	
114F	PW Mtc - OT Pay	-	500	500	600	600	
115Q	PS PSO - PT Salaries	-	500	500	600	600	
115T	PW Mtc - PT Salaries	-	500	500	600	600	
115U	CS Rec - PT Salaries	-	1,500	1,500	1,600	1,600	
115V	CS Lib - PT Salaries	-	1,500	1,500	1,600	1,600	
115W	CS Fam - PT Salaries	-	1,500	1,500	1,500	1,500	
119J	CS Fam - Applied Benefits	-	-	-	13,000	13,700	
119Q	PS PSO - PT Applied Benefits	-	100	100	100	100	
119T	PW Mtc - PT Applied Benefits		100	100	100	100	
119U	CS Rec - PT Applied Benefits	-	100	100	200	200	
119V	CS Lib - PT Applied Benefits	-	100	100	200	200	
119W	CS Fam - PT Applied Benefits	-	100	100	200	200	
	Total Salaries and Benefits	-	6,500	6,500	32,500	33,300	
2200	Supplies	-	3,500	3,500	5,500	5,500	*
4400	Contractual Services	-	5,000	5,000	6,000	7,000	*
9500	Duplication Charges	-	500	500	1,000	1,000	
	Total Maintenance and Operations	-	9,000	9,000	12,500	13,500	
CE00	Contributions	-	(3,000)	(1,000)	(3,000)	(3,000)	
	Total Applied Revenues	-	(3,000)	(1,000)	(3,000)	(3,000)	
	- Activity Total -	$ -	$ 12,500	$ 14,500	$ 42,000	$ 43,800	

* Additional detail on following page(s)

Health & Wellness Initiative (7130) - Account Number Detail

Acct #2200	FY 2013-14	FY 2014-15	FY 2015-16
Farmers Market	$ 2,000	$ 2,000	$ 2,000
Health and Wellness Resource Fair	1,000	2,500	2,500
Health and Wellness Family Fun Day	500	1,000	1,000
	$ 3,500	$ 5,500	$ 5,500

Acct #4400	FY 2013-14	FY 2014-15	FY 2015-16
Farmers Market	$ 3,000	$ 2,000	$ 3,000
Health and Wellness Resource Fair	1,000	3,000	3,000
Health and Wellness Family Fun Day	1,000	1,000	1,000
	$ 5,000	$ 6,000	$ 7,000

School Age Child Care Program (7310)

The School Age Child Care Program is one out of four programs administered by the Child Development Section of Family and Human Services Division under the Department of Community Services. It provides child care and development services to children in kindergarten through 6th grade out of two City facilities, Los Nietos Park and on the campus of the Lakeview Elementary School. This program operates before and after school and all day during the summer, spring and winter break as well as on certain school closure days. Hours of operation are from Monday through Friday from 6:30 a.m. until children go to school and after school until 6:00 p.m.

An age and developmentally appropriate curriculum is planned for the children which includes a variety of cultural and art enrichment programs, educational activities that builds on the school curriculum, homework help and a wide array of physically active programs. Funding from the Child and Adult Care Food Program from the State Office of Nutrition helps to provide healthy and nutritious snacks and meals to school age children.

Activity Summary

		Final Est. FY 2013-14	Council Approved FY 2014-15	Council Approved FY 2015-16
Salaries and Benefits	$	263,300	293,700	302,600
Maintenance and Operations		29,000	30,200	30,700
Applied Revenues		(244,300)	(255,300)	(255,300)
Activity Total	$	48,000	68,600	78,000

Fiscal Year Comparisons

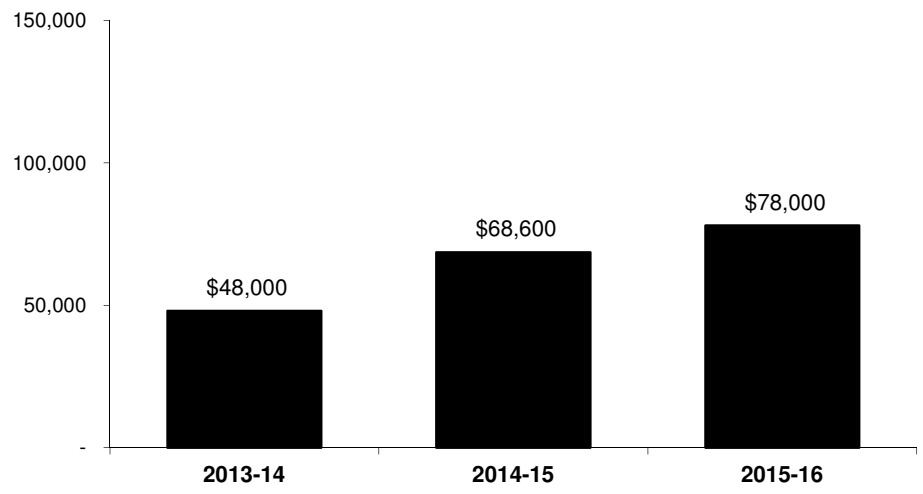

School Age Child Care Program (7310)

Activity Detail

Acct No.	Description	Actual FY 2012-13	Mid-Year Budget FY 2013-14	Final Estimate FY 2013-14	Council Approved FY 2014-15	Council Approved FY 2015-16	
111J	CS Fam - Regular Salaries	$ 38,426	$ 48,200	$ 48,200	$ 75,500	$ 75,500	
115W	CS Fam - PT Salaries	106,583	95,500	109,300	90,000	91,300	
119J	CS Fam - Applied Benefits	37,037	49,100	49,100	82,300	86,900	
119W	CS Fam - PT Applied Benefits	56,117	56,700	56,700	45,900	48,900	
	Total Salaries and Benefits	238,162	249,500	263,300	293,700	302,600	
2200	Supplies	8,170	6,000	6,300	7,500	8,000	*
2600	Food Supplies	15,643	16,000	13,000	16,000	16,000	
3400	Telephone	1,705	1,500	2,300	1,700	1,700	
4210	Travel and Meetings	-	500	500	500	500	
4250	Training	-	500	500	500	500	
4400	Contractual Services	3,775	2,500	5,000	2,600	2,600	*
4900	Intergovernmental Charges	1,325	900	900	900	900	
9300	Equipment Usage	500	500	500	500	500	
9500	Duplication Charges	-	100	-	-	-	
	Total Maintenance and Operations	31,117	28,500	29,000	30,200	30,700	
BL01	Parent Fees	(119,875)	(130,000)	(125,000)	(125,000)	(125,000)	
BU00	Regional Center	-	-	-	-	-	
BUTA	Mexican American Opportunity Foundation	(101,902)	(114,300)	(103,300)	(114,300)	(114,300)	
DF00	Child Care Food Program	(15,607)	(16,000)	(16,000)	(16,000)	(16,000)	
EF00	State Grant/Food Program	-	-	-	-	-	
	Total Applied Revenues	(237,385)	(260,300)	(244,300)	(255,300)	(255,300)	
	- Activity Total -	$ 31,894	$ 17,700	$ 48,000	$ 68,600	$ 78,000	

* Additional detail on following page(s)

School Age Child Care Program (7310) - Account Number Detail

Acct #2200	FY 2013-14	FY 2014-15	FY 2015-16
Office Supplies	$ 2,000	$ 2,000	$ 2,000
Educational Supplies	2,500	2,500	2,500
Art Supplies	1,000	1,000	1,000
Staff Uniforms	-	1,500	2,000
Meal Service Supplies	500	500	500
	$ 6,000	$ 7,500	$ 8,000

Acct #4400	FY 2013-14	FY 2014-15	FY 2015-16
Equipment Repairs	$ 700	$ 700	$ 700
Duplication	-	100	100
Enrichment Programs	1,000	1,000	1,000
Postage/Mailing	400	400	400
Special Program/Parent/Staff	400	400	400
	$ 2,500	$ 2,600	$ 2,600

Preschool Program (7320)

The Full and Half Day Child Care and Preschool Program provides child care and development services to children ages two to five years old. This program is located in two sites. Los Nietos Park Child Care Center offers a half day program and reflects the traditional school calendar (September through June). The second location is now located at the Gus Velasco Neighborhood Center in the temporary buildings on the north and south end of the campus. This site is open full day, Monday through Friday year round. The program is designed to provide early learning experiences to prepare children for success in school and in later years. A carefully planned curriculum exposes children to a variety of activities in a culturally sensitive environment that encourages language, literacy, math, science, social and emotional development.

A portion of this program is funded through a contract with the State Department of Education Child Development Division, which enables the City to offer some free and low cost services to qualifying families. Funding is also provided through the State Office of Child Nutrition in order to provide nutritious meals and snacks to participants.

Activity Summary

		Final Est. FY 2013-14	Council Approved FY 2014-15	Council Approved FY 2015-16
Salaries and Benefits	$	760,700	773,700	800,100
Maintenance and Operations		174,500	175,300	175,800
Applied Revenues		(688,700)	(709,500)	(709,500)
Activity Total	$	246,500	239,500	266,400

Fiscal Year Comparisons

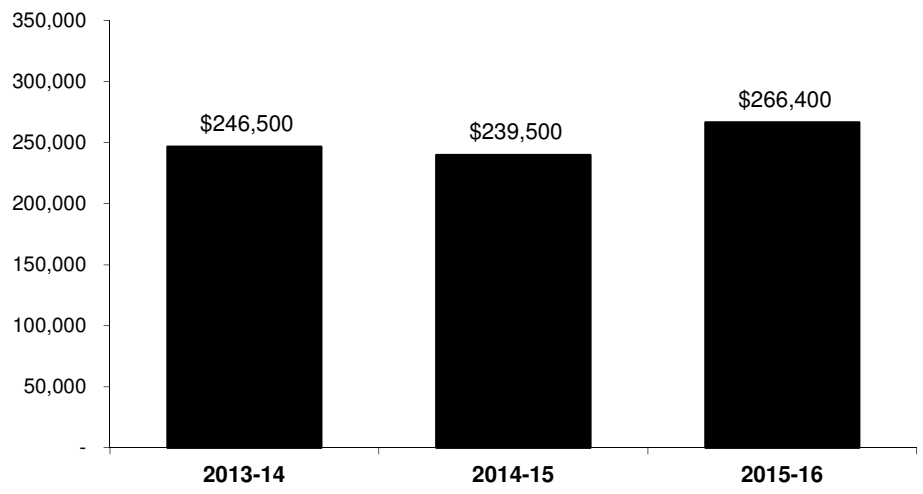

Preschool Program (7320)

Activity Detail

Acct No.	Description	Actual FY 2012-13	Mid-Year Budget FY 2013-14	Final Estimate FY 2013-14	Council Approved FY 2014-15	Council Approved FY 2015-16	
111J	CS Fam - Regular Salaries	$ 145,424	$ 148,000	$ 148,000	$ 127,200	$ 127,200	
115W	CS Fam - PT Salaries	348,578	359,400	359,400	385,200	395,400	
119J	CS Fam - Applied Benefits	139,002	151,000	151,000	138,600	146,300	
119W	CS Fam - PT Applied Benefits	112,809	102,300	102,300	122,700	131,200	
	Total Salaries and Benefits	745,813	760,700	760,700	773,700	800,100	
2200	Supplies	14,460	13,500	13,500	15,000	15,500	*
2600	Food Supplies	62,297	54,000	63,900	63,000	63,000	
3400	Telephone	5,444	6,000	6,000	6,000	6,000	
4210	Travel and Meetings	786	1,100	1,700	1,100	1,100	
4220	Memberships	260	300	-	300	300	
4250	Training	-	1,000	500	1,000	1,000	
4400	Contractual Services	17,888	87,500	87,500	87,500	87,500	*
4900	Intergovernmental Charges	1,265	1,300	1,300	1,300	1,300	
9300	Equipment Usage	100	100	100	100	100	
	Total Maintenance and Operations	102,500	164,800	174,500	175,300	175,800	
BF00	State Subsidized Full-Day Fees	(19,343)	(22,500)	(9,200)	(8,500)	(8,500)	
BF01	State Subsidized Part-Day Fees	-	-	(13,500)	(14,000)	(14,000)	
BH00	Miscellaneous Fees	(67,353)	-	-	-	-	
BL01	Parent Fees	(192,032)	(172,000)	(162,000)	(178,000)	(178,000)	
BUTA	Mexican American Opportunity Foundation	(16,423)	(25,000)	(25,000)	(25,000)	(25,000)	
DF00	Child Care Food Program	(62,157)	(54,000)	(54,000)	(54,000)	(54,000)	
EA00	State Grants/Subventions	(403,993)	(624,000)	(425,000)	(430,000)	(430,000)	
	Total Applied Revenues	(761,302)	(897,500)	(688,700)	(709,500)	(709,500)	
	- Activity Total -	$ 87,012	$ 28,000	$ 246,500	$ 239,500	$ 266,400	

* Additional detail on following page(s)

Preschool Program (7320) - Account Number Detail

Acct #2200	FY 2013-14	FY 2014-15	FY 2015-16
Miscellaneous Supplies	$ 13,500	$ 13,500	$ 13,500
Staff Uniforms	-	1,500	2,000
	$ 13,500	$ 15,000	$ 15,500

Acct #4400	FY 2013-14	FY 2014-15	FY 2015-16
Enrichment Programs	$ 12,000	$ 12,000	$ 12,000
T-1 Line Router Service/Equipment/Mtc	6,200	6,200	6,200
Lease	56,800	56,800	56,800
Audit	12,500	12,500	12,500
	$ 87,500	$ 87,500	$ 87,500

Older Adults Services (7500)

The Older Adult Services is one of four sections in the Division of Family and Human Services under the Department of Community Services, which provides a wide variety of activities and services to Santa Fe Springs' older active adults 50+ out of the Gus Velasco Neighborhood Center. This section provides staff support to the Senior Citizens Advisory Committee and four senior clubs. Carefully designed program offerings provide for a multi-disciplinary approach to support quality of life attributes in four specific categories: (1) baby boomers (53 – 60 year of age); (2) older active adults (60 – 70 years of age); (3) the elderly (70+); and, (4) the home-bound seniors. Services are customized to meet the current needs of each population, which include leisure activities such as bingo, arts & crafts, dances and special theme events. A state of the art fitness center with customized resistance training equipment to support geriatric care is also managed by this Section and include health and wellness workshops such as Yoga and Tai Chi, and Zumba is provided.

An on site nutrition lunch program for seniors 60+ years of age out of the Gus Velasco Neighborhood Center and a homebound meal program for the senior population restricted to home care are provided through contractual services with the Southeast Area of Social Services Funding Authority (SASSFA). The Older Adult Services section also provides a commodity to supplemental food program for low income seniors over 60 years old. Access to transportation is made available through Access, Santa Fe Springs Transportation and taxi vouchers for senior residents who require transportation assistance to medical appointments.

Activity Summary

		Final Est. FY 2013-14	Council Approved FY 2014-15	Council Approved FY 2015-16
Salaries and Benefits	$	294,200	354,300	365,000
Maintenance and Operations		57,300	56,000	56,000
Applied Revenues		(3,700)	(3,000)	(3,000)
Activity Total	$	347,800	407,300	418,000

Fiscal Year Comparisons

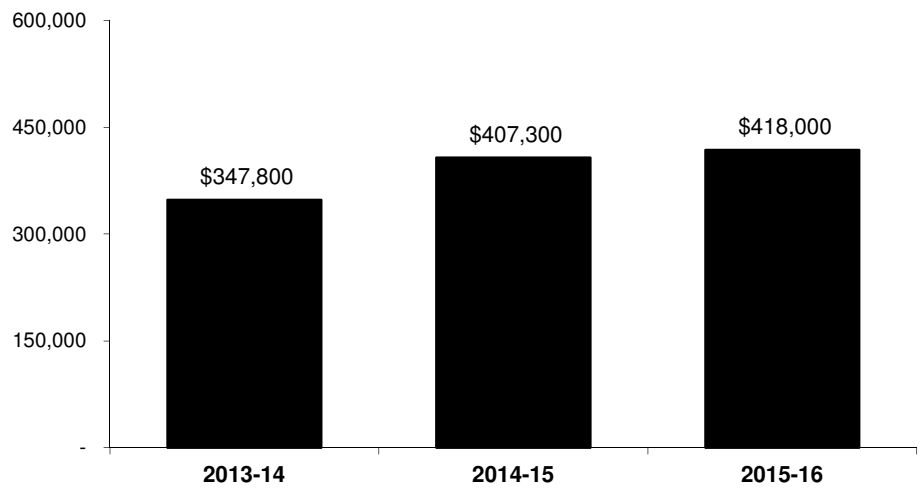

Older Adults Services (7500)

Activity Detail

Acct No.	Description	Actual FY 2012-13	Mid-Year Budget FY 2013-14	Final Estimate FY 2013-14	Council Approved FY 2014-15	Council Approved FY 2015-16	
111J	CS Fam - Regular Salaries	$ 92,463	$ 89,200	$ 89,200	$ 109,600	$ 109,600	
115W	CS Fam - PT Salaries	51,561	86,700	86,700	97,300	99,500	
119J	CS Fam - Applied Benefits	88,447	91,000	91,000	119,300	126,000	
119W	CS Fam - PT Applied Benefits	27,336	27,300	27,300	28,100	29,900	
	Total Salaries and Benefits	259,806	294,200	294,200	354,300	365,000	
2200	Supplies	22,788	16,000	16,000	14,000	14,000	*
4210	Travel and Meetings	34	1,000	1,000	1,000	1,000	*
4220	Memberships	145	500	600	800	800	
4250	Training	275	1,000	500	1,000	1,000	
4400	Contractual Services	15,330	30,000	30,200	30,200	30,200	*
9300	Equipment Usage	9,000	9,000	9,000	9,000	9,000	
9500	Duplication Charges	-	200	-	-	-	
	Total Maintenance and Operations	47,572	57,700	57,300	56,000	56,000	
BL00	Participant Fees	(1,801)	(3,000)	(3,700)	(3,000)	(3,000)	*
	Total Applied Revenues	(1,801)	(3,000)	(3,700)	(3,000)	(3,000)	
	- Activity Total -	$ 305,576	$ 348,900	$ 347,800	$ 407,300	$ 418,000	

* Additional detail on following page(s)

Older Adults Services (7500) - Account Number Detail

Acct #2200	FY 2013-14	FY 2014-15	FY 2015-16
Office Supplies	$ 4,000	$ 4,000	$ 4,000
Nutrition Program	4,000	4,000	4,000
Pals/Active Volunteen Program **(transferred to 7100)**	2,000	-	-
Classes	1,400	1,400	1,400
Theme Parties	2,500	2,500	2,500
Fitness Centers	1,000	1,000	1,000
Senior Club Installations	1,100	1,100	1,100
	$ 16,000	$ 14,000	$ 14,000

Acct #4210	FY 2013-14	FY 2014-15	FY 2015-16
CPRS Conference/Aging Section	$ 800	$ 1,000	$ 1,000
Congress of California Seniors	200	-	-
	$ 1,000	$ 1,000	$ 1,000

Acct #4400	FY 2013-14	FY 2014-15	FY 2015-16
Entertainment	$ 15,000	$ 15,000	$ 15,000
Duplication	-	200	200
Fitness Centers	2,000	2,000	2,000
Senior Center Accreditation	2,000	2,000	2,000
Theme Celebrations	5,050	5,050	5,050
Instructors	5,950	5,950	5,950
	$ 30,000	$ 30,200	$ 30,200

Acct #BL00	FY 2013-14	FY 2014-15	FY 2015-16
Themed Celebrations	$ (2,000)	(2,000)	(2,000)
Fitness Center Memberships (Non-Residents)	(1,000)	(1,000)	(1,000)
	$ (3,000)	$ (3,000)	$ (3,000)

Capital Improvement Program

The City's Capital Improvement Plan (CIP) is short-range (3-5 years) which identifies capital projects selected by the City Council CIP Subcommittee and approved by the City Council. The CIP project list includes community services facilities, public safety facilities, streets and technology projects.

The CIP Subcommittee uses the following criteria in making their selections:

- Projects that eliminate, mitigate and manage risks and contribute to the safety and welfare of the public;
- Projects that protect and maintain City assets, facilities and infrastructure; and
- Projects that contribute to overall quality of life for residents and businesses

The CIP projects are funded by:

a) The General Fund in the amount of $2.8 million. A portion of these funds is the City Council designated allocation of 1.5% of the City's 5% Utility User's Tax;
b) The City's Transportation Fund; and
c) Bond proceeds in the amount of $19.3 million from tax allocation bonds issued by the former Community Development Commission. The State Department of Finance approved an Agreement giving the City Council authority to spend bond proceeds on capital projects effective July 1, 2014.

The CIP Subcommittee provides direction to staff on project development and priorities. The City Council approves all individual project budgets and capital expenditures.

Capital Projects Administration (2450)

The Capital Projects Administration activity reflects general management costs for the City's Capital Improvement Program that are not specifically allocated to individual projects.

Activity Summary

		Final Est. FY 2013-14	Council Approved FY 2014-15	Council Approved FY 2015-16
Salaries and Benefits	$	114,500	151,900	158,000
Maintenance and Operations		61,000	60,000	60,000
Applied Revenues		-	-	-
Activity Total	$	175,500	211,900	218,000

Fiscal Year Comparisons

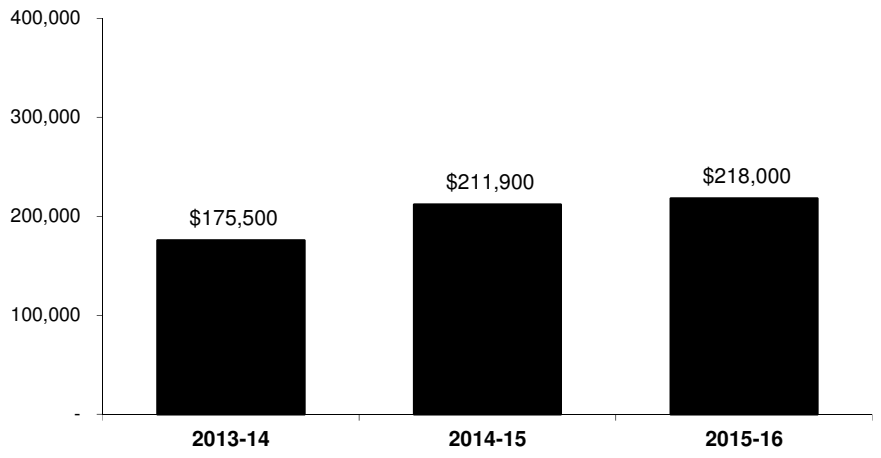

Capital Projects - Administration (2450)

Activity Detail

Acct No.	Description	Actual FY 2012-13	Mid-Year Budget FY 2013-14	Final Estimate FY 2013-14	Council Approved FY 2014-15	Council Approved FY 2015-16
111E	PW Adm - Regular Salaries	$ 46,675	$ 52,700	$ 44,000	$ 56,700	$ 56,700
115S	PW Adm - PT Salaries	7,692	3,000	2,500	5,900	5,900
119E	PW Adm - Applied Benefits	71,036	79,400	66,000	87,000	92,900
119S	PW Adm - PT Applied Benefits	2,186	2,300	2,000	2,300	2,500
	Total Salaries and Benefits	127,588	137,400	114,500	151,900	158,000
4400	Contractual Services	61,449	50,000	61,000	60,000	60,000
9500	Duplication	536	-	-	-	-
	Total Maintenance and Operations	61,985	50,000	61,000	60,000	60,000
	- Activity Total -	$ 189,573	$ 187,400	$ 175,500	$ 211,900	$ 218,000

CITY OF SANTA FE SPRINGS
CAPITAL IMPROVEMENT PLAN
Fiscal Year 2013-2016

Project Name and Description	Estimated Cost	Funding Source	Estimated Start Date	Estimated Completion Date
Streets, Sidewalks, and Signals				
1. Modify Traffic Signal - Slauson / Norwalk (LA County) Modify traffic signal at the intersection of Slauson Avenue at Norwalk Boulevard. This is a shared intersection between Santa Fe Springs and LA County. The City's share is $10,300 for the modifications.	10,300	GF UUT	Jan. 2014	Feb. 2014
2. Gridley Ave North and South Between Dunning St and Clarkman Ave The project consists of street reconstruction (remove existing section and replace the new base and AC) including the raising of manholes and water valve boxes to grade.	45,000	GF UUT	Feb. 2014	June 2014
3. Bartley Avenue from Terradell Street to Telegraph Road The project consists of street rehabilitation (grinding pavement and resurfacing street with asphalt rubber hot-mix) including the raising of manholes and water valve boxes to grade.	770,000	GF UUT	April 2014	Sept. 2014
4. LED Lighted Crosswalks Replacement of in-pavement flashers at the intersections of Florence Ave/Roseton Ave, Orr & Day Rd/Joslin St, Orr& Day Rd/Whiteland St. Flashing in-pavement lights alert motorists that pedestrians are using the crosswalk. Each fixture projects a rapidly flashing yellow light that is clearly visible during the day and at night.	78,750	GF UUT	May 2014	Sept. 2014
5. Street Light Conversion - Industrial The project consists of replacing street light luminaires, lamps, conductors, plus installing additional service points to convert existing 5000-volt series circuits to smaller 120-volt multiple circuits in the industrial areas.	456,750	GF UUT	July 2014	Dec. 2014

Notes:

(a) All Bond-funded CIP projects are pending City Council approval;

(b) Three (3) UUT-funded CIP projects are pending City Council approval:
- Bartley Avenue Street Improvements
- Fire Station No. 4 – Water/Plumbing Repairs and Landscape Improvements
- Fire Station HQ - Parking Lot Slurry Seal

GF UUT = General Fund (Utility User's Tax Designation)

CITY OF SANTA FE SPRINGS
CAPITAL IMPROVEMENT PLAN
Fiscal Year 2013-2016

Project Name and Description	Estimated Cost	Funding Source	Estimated Start Date	Estimated Completion Date
6. Library Parking Lot Slurry Seal Project consists of constructing a pavement overlay (Slurry Seal) on the existing asphalt parking lot.	20,000	Bond	July 2014	Oct. 2014
7. Repaint UPRR Bridge Facade (Telegraph e/o Pioneer) The bridge façade was constructed and painted in 1982. In recent years the bridge façade has been damaged by tall trucks requiring repairs and painting. The existing paint on the bridge is no longer uniform in color.	66,000	Bond	April 2015	Oct. 2015
8. Pavement and Sidewalk Management System Create an orderly listing of the condition of all roads maintained by the City, and develop a plan for their maintenance and repair.	100,000	Bond	Jan. 2015	Sept. 2015
9. Greenstone Ave. from Lakeland Rd. to s/o Sunshine Ave. The project consists of street rehabilitation (grinding pavement and resurfacing street with asphalt rubber hot-mix) including the raising of manholes and water valve boxes to grade.	3,500,000	Bond	Jan. 2015	Aug. 2015
10. Norwalk Blvd. from Pike St. to N'ly City Limits The project consists of street rehabilitation (grinding pavement and resurfacing street with asphalt rubber hot-mix) including the raising of manholes and water valve boxes to grade.	2,500,000	Bond	2016	
11. Florence Ave. from Carmenita Rd. to Norwalk Blvd. The project consists of street rehabilitation (grinding pavement and resurfacing street with asphalt rubber hot-mix) including the raising of manholes and water valve boxes to grade.	8,800,000	Bond	2016	
12. Alondra Blvd. Median Improvements Remove raised planters in the Alondra Bl. Medians between Shoemaker Ave. and Marquardt Ave. Remove existing trees and replant within the new at grade planters.	60,000	Bond	2016	
Subtotal Streets, Sidewalks, and Signals	$ 16,406,800			

CITY OF SANTA FE SPRINGS
CAPITAL IMPROVEMENT PLAN
Fiscal Year 2013-2016

Project Name and Description	Estimated Cost	Funding Source	Estimated Start Date	Estimated Completion Date
Public Safety Facilities				
13. Fire Station Roof Improvements - Fire Station No. 3 Remove existing built up roof (approx 3,400 SF), install new flashings and accessories associated with new single ply roof.	69,000	GF UUT	Mar. 2014	Aug. 2014
14. Fire Station No. 4 - Water and Landscape Improvements Construction of water service from water main located on Telegraph Road to Station No 4. Design plumbing modifications to eliminate all galvanized pipe and fittings. Design new irrigation system and new landscape for EOC north and East planters.	30,000	GF UUT	Aug. 2014	Dec. 2014
15. Fire Station Roof Improvements - Fire Station No. 4 / EOC Remove existing built up roof (approx 5,700 SF), install new flashings and accessories associated with new single ply roof.	115,000	Bond	July 2014	Jan. 2015
16. Fire Station No. HQ - Replace Generator Replace existing generator to meet current usage and emissions standards.	355,000	Bond	July 2014	Nov. 2014
17. PSC - Replace Generator Replace existing generator to meet current usage and emissions standards.	135,000	Bond	July 2014	Nov. 2014
18. Fire Sta. No. 4 - Removal of UG Fuel Tank Remove existing underground storage tank. The current underground tank is suffering from corrosion and leaks which is an environmental concern. The tank is currently used to fuel vehicles and the Civic Center emergency generator.	101,000	Bond	Jan. 2015	July 2015
19. Police Staging Facility - Locker Improvements This project involves the removal and replacement of the men's and women's lockers. The lockers house public safety equipment, uniforms, firearms, etc… The project would include reconfiguration or remodeling of the facility to accommodate the new locker layout.	158,000	Bond	April 2015	Oct. 2015

CITY OF SANTA FE SPRINGS
CAPITAL IMPROVEMENT PLAN
Fiscal Year 2013-2016

Project Name and Description	Estimated Cost	Funding Source	Estimated Start Date	Estimated Completion Date
20. Fire Station HQ - Replace HVAC The project includes the design of new HVAC system and the replacement of the existing HVAC unit over living quarters at Station No. 1. The new HVAC unit will utilize existing ducts, vents, registers, and returns if possible to reduce cost.	192,000	Bond	Aug. 2014	Jan. 2015
21. Fire Station HQ - Refinish Apparatus Floor Remove existing Polyaspartic polyureas, and polish concrete as a finished surface.	24,000	Bond	Aug. 2014	Dec. 2014
22. Fire Station No HQ - Slurry Seal Parking Lot Isolated pavement rehabilitation and installation of slurry seal spread on the surface of parking lot.	45,000	GF UUT	July 2014	August 2014
23. Fire Station Roof Improvements - Fire Station HQ Remove existing built up roof (approx 12,500 SF), install new flashings and accessories associated with new single ply roof.	161,000	Bond	Mar. 2015	Sept. 2015
24. Fire Station No. 4 and EOC - Replace Carpet Remove approximately 3,602 square ft. of existing carpet and replace with new carpet. The proposed carpet replacement is within the living quarters, EOC, and fitness room.	46,000	Bond	2016	
Subtotal Public Safety Facilities	$ 1,431,000			
Community Services Facilities				
25. Lakeview Park Restroom Renovation Renovation includes removing existing restroom fixtures, partitions and constructing a newly remodeled ADA compliant male and female restrooms.	225,000	GF UUT	Mar. 2014	Nov. 2014
26. Wading Pools Resurfacing / Splash Pad / ADA Compliance Project scope under review by CIP subcommittee of the City Council.	157,500	GF UUT	June 2014	Dec. 2014
27. Wading Pools - Wrought Iron Fencing Replacement Repairs underway as a maintenance activity.	63,000	GF UUT	June 2014	Dec. 2014

CITY OF SANTA FE SPRINGS
CAPITAL IMPROVEMENT PLAN
Fiscal Year 2013-2016

Project Name and Description	Estimated Cost	Funding Source	Estimated Start Date	Estimated Completion Date
28. Activity Center - Flooring Remove existing Activity Center Gymnasium urethane flooring and replace in kind. The approximate square footage is 9,100 and estimated at $10/SF.	143,325	GF UUT	Oct. 2014	Dec. 2014
29. Clarke Estate Sound and Landscape Refurbishment Design and fabricate 20 portable noise control panels for the Clarke Estate and improve landscaping.	100,000	Bond	Mar. 2014	June 2014
30. Dog Park Project scope under review by CIP subcommittee of the City Council.	100,045	Bond	Sept. 2014	Dec. 2014
31. Child Care Center Playground Install existing Family Center playground equipment, including shade structure, tricycle track, and tricycle shed, to Neighborhood Child Care Center.	40,000	Bond	April 2014	Oct. 2014
32. Heritage Park Perimeter Fencing Repairs / Replacement Remove sections of the existing oxidized/corroded wrought iron fence and replace with new wrought iron fence. The new wrought iron fence will match the color of the existing fence.	176,000	Bond	May 2015	Oct. 2015
33. Heritage Park Restroom Renovation Renovation includes removing existing restroom fixtures, partitions and constructing a newly remodeled ADA compliant male and female restrooms.	115,000	Bond	2016	
34. Town Center Plaza - Landscaping Design new landscape plan for Town Center Plaza. Remove and replace all the underbrush and groundcover around the City Hall, Library, Town Center Hall and Post Office with new plants and groundcover.	377,000	Bond	Nov. 2015	2016
35. TCH - Renovate Large Restrooms (TCH) Renovation includes removing existing restroom fixtures, partitions, flooring, wall tiles and constructing a newly remodeled ADA compliant male and female restrooms.	200,000	Bond	Oct. 2015	2016

CITY OF SANTA FE SPRINGS
CAPITAL IMPROVEMENT PLAN
Fiscal Year 2013-2016

Project Name and Description	Estimated Cost	Funding Source	Estimated Start Date	Estimated Completion Date
36. Heritage Park Aviary Paint & Repair Remove and replace interior and exterior aviary screen, wood trim, and perimeter sill. Remove existing perimeter wood sill and construct concrete/masonry sill cap. Paint the interior and exterior of Aviary.	70,000	Bond	2016	
37. Town Ctr Phase 2 - Kiosks, Signage & Furniture Assessment and redesign of all facility and directional signage in and around the City Town Center, including the two Kiosks located outside of the Post Office building and the City Library.	136,000	Bond	June 2015	Nov. 2015
Subtotal Community Services Facilities	$ 1,902,870			
City Hall - City Wide Facilities				
38. ADA Assessment Perform ADA assessment (self-evaluation) and prepare Transition Plan.	40,000	GF UUT	April 2014	Sept. 2014
39. Exterior Painting - Clarke Estate, Activity Center, Civic Plaza Repaint the exterior of the Clarke Estate, Activity Center, and the Civic Plaza Buildings.	75,000	GF UUT	Aug. 2014	Dec. 2014
40. Reader Board Upgrade Reader board has exceeded useful life of 10 years and LED Panels are failing. The project consists of removing and replacing Ten (10) LED Panels.	75,000	Bond	Oct. 2014	Feb. 2015
41. Soaring Dreams Restoration Restoration plan pending CIP subcommittee review and approval.	150,000	Bond	2016	
42. Snake Fountain Repairs Demolish/remove portions of fountains structure to locate and identify causes of leaks. Repair leaks in plumbing, trough, or tile bed as needed. Repair stone work, tile art work, and auto fill. Repair leaks, stone work, art work, and auto fill.	150,000	Bond	2016	

CITY OF SANTA FE SPRINGS
CAPITAL IMPROVEMENT PLAN
Fiscal Year 2013-2016

Project Name and Description	Estimated Cost	Funding Source	Estimated Start Date	Estimated Completion Date
43. Native American Pond Repairs Remove rocks and clean basin. Locate and repair cracks in the basin. Apply surface coating for pond basin and stream bed. Replace rocks in the basin. Locate and repair stream leaks.	63,000	Bond	2016	
Subtotal City Hall - City Wide Facilities	$ 553,000			
Technology Projects				
44. City-wide Area Network Upgrade Upgrade the city wide area network from frame relay technology to fiber optic technology.	331,250	GF UUT	Jan. 2014	May 2014
45. Microsoft XP Computer Replacement As of April 2014, Microsoft will no longer support the XP operating system. Thus, allowing malicious malware, viruses and hackers to exploit the vulnerabilities in the XP operating system. The end of support means that Microsoft will not fix those vulnerabilities. The XP operating system has been in service since 2001. The plan is to replace all the City's PCs with the XP operating system with a newer one by April 2014. With the FY 2012-13 budget and projected 2013-14 budget, IT can replace 60 PCs by Jan 2014, leaving about 70 PCs that will still need to be replaced.	106,000	GF UUT	Jan. 2014	April 2014
46. Microsoft Office 2003 - Software Replacement Replacement of Microsoft Office 2003 software with the most current version of Microsoft Office software.	104,125	GF UUT	Jan. 2014	April 2014
47. TCH - Audio Visual System Replacement The project consist of removing and replacing three Audio Visual Projectors in Town Center Hall. Specifically in the Social Hall, Meeting Room 1 and Meeting Room 2.	57,500	GF UUT	Feb. 2014	April 2014
48. Networking Equipment Upgrade The current networking equipment at our remote sites was put into service in 2003. Most of the routers and switches are at end of life and no longer supported by Cisco. In addition, if the Council approves the fiber upgrade project, the networking equipment at the remote sites will need to be upgraded to take full advantage of the fiber infrastructure.	154,000	Bond	July 2014	Dec. 2014
Subtotal Technology Projects	$ 752,875			
Total New Capital Improvement Projects - FY 2013-2016	$ 21,046,545			

Non-Recurring

This section contains a detailed breakdown of one-time capital purchases to be made by the operating departments.

Non-Recurring (9000)

This activity provides funding for one-time purchases, studies, or programs. Expenditures vary from year to year depending on the organizational needs and the availability of funding.

Activity Summary

		Final Est. FY 2013-14	Council Approved FY 2014-15	Council Approved FY 2015-16
Salaries and Benefits	$	-	-	-
Maintenance and Operations		9,668,300	348,700	317,500
Applied Revenues		(1,148,400)	(7,000)	(317,500)
Activity Total	$	8,519,900	341,700	-

Fiscal Year Comparisons

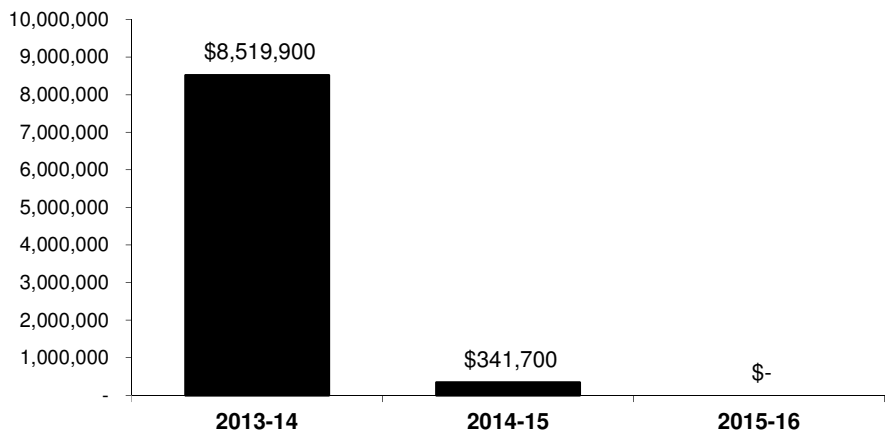

Non-Recurring (9000)

Activity Detail

Acct No.	Description	Actual FY 2012-13	Mid-Year Budget FY 2013-14	Final Estimate FY 2013-14	Council Approved FY 2014-15	Council Approved FY 2015-16	
111F	PW Mtc - Regular Salaries	$ 4,412	$ -	$ -	$ -	$ -	
111K	Fire - Regular Salaries	23,463	-	-	-	-	
114D	FA - OT Pay	496	-	-	-	-	
114F	PW Mtc - OT Pay	3,552	-	-	-	-	
115T	PW Mtc - PT Salaries	362	-	-	-	-	
119F	PW Mtc - Applied Benefits	5,683	-	-	-	-	
119K	Fire - Applied Benefits	31,537	-	-	-	-	
119T	PW Mtc - PT Applied Benefits	19	-	-	-	-	
	Total Salaries and Benefits	69,523	-	-	-	-	
1310	Transitional Operations	1,207,644	9,355,000	9,359,500	-	-	
2200	Supplies	140,330	97,300	145,200	78,700	68,500	*
4400	Contractual Services	270,193	-	56,200	-	-	
7300	Furniture / Equipment	77,021	104,800	107,400	270,000	249,000	*
9100	Overhead	7,262	-	-	-	-	
	Total Maintenance and Operations	1,702,450	9,557,100	9,668,300	348,700	317,500	
BH00	Miscellaneous Fees (I-5 MIT)	(3,664)	-	-	-	-	
BR00	Damage to City Property	(30,149)	-	-	-	-	
CE00	Contributions	(32,486)	-	-	-	-	
DHSS	Federal Homeland Security Grant	(151,670)	-	-	-	-	
EA00	State Grants/Subventions	-	-	(26,600)	-	-	
EE00	County Grants	-	(945,800)	(945,800)	-	-	
HM00	Transfer from Waste Management	(1,895)	(1,900)	(1,900)	(1,900)	(1,900)	
HW00	Transfer from Water Utility	(23,523)	(5,100)	(5,100)	(5,100)	(5,100)	
HX00	Trans from Equipment Replacement Fund	-	(169,000)	(169,000)	-	(310,500)	
	Total Applied Revenues	(243,388)	(1,121,800)	(1,148,400)	(7,000)	(317,500)	
	- Activity Total -	$ 1,528,586	$ 8,435,300	$ 8,519,900	$ 341,700	$ -	

* Additional detail on following page(s)

Non-Recurring (9000) - Account Number Detail

(Account Number Detail sorted by Object)

Acct #1310	Dept	FY 2013-14	FY 2014-15	FY 2015-16
Payment to State Department of Finance (DOF)	Transitional Costs	$ 9,355,000	$ -	$ -
		$ 9,355,000	$ -	$ -

Acct #2200	DEPT	FY 2013-14	FY 2014-15	FY 2015-16
Citywide Computer Replacement	FA	$ 50,000	$ 50,000	$ 50,000
Defibrillator Kits for Facilities (Community Services)	CS Rec	6,300	-	-
Vacuum for Aquatic Pool	CS Rec	-	-	6,000
1.4.5M Air Floor Gymnastics	CS Rec	-	2,000	-
Cabinet for Activity Center	CS Rec	-	1,500	-
PA System	CS Rec	-	1,600	-
Heritage Park office desk and work station	CS Rec	-	4,500	-
Wenger Risers 4	CS Rec	-	2,500	2,500
Community Garden Program Roto Tiller	CS Rec	-	-	1,000
Technology Package to support Health & Wellness goal for Child Care	CS Fam	-	3,100	-
Handheld Radios	PS	23,000	-	-
Commercial Freezers (5 @ $2,500 each)	PW	-	7,500	5,000
Commercial Refridgerators (5 @ $2,000 each)	PW	-	6,000	4,000
Four (4) 3000-Watt Portable Emergency Generators	PW	10,000	-	-
Two (2) Stationary Bikes - Employee Fitness and Fitness Testing	HR	8,000	-	-
		$ 97,300	$ 78,700	$ 68,500

Acct #7300	Dept	FY 2013-14	FY 2014-15	FY 2015-16
MDC Replacement	PS	$ 50,000	$ 61,000	$ 57,000
Speed Recorder	PS	8,000	-	-
Industrial Odor Elimination Fan	FIRE	8,900	-	-
LifePak Defibrilators (6 units @ $30,000 each)	FIRE	-	-	180,000
Recon Creeper	PS	7,000	-	-
Activity Center Fitness Facility Treadmill	CS Rec	-	-	7,000
Activity Center Fitness Facility Elliptical Machine	CS Rec	-	7,000	-
Score Board for Activity Center	CS Rec	-	7,500	-
Heritage Park Refurbishment of Wooden Wagon for Carriage Barn	CS Rec	-	2,000	-
Heritage Park Carriage Barn Refurbishment	CS Rec	-	5,000	-
Gymnastics Vault	CS Rec	-	5,000	-
Aquatic Center Shade Structure	CS Rec	-	15,000	-
PRS Division Office Furniture	CS Rec	-	18,000	-
Clark Estate Dining Room Chairs	CS Rec	-	10,000	-
GVNC Food Pantry Shelving	CS Fam	-	5,000	-
ADA Door Installation at Gus Velasco Neighborhood Center	CS Fam	-	6,000	-
Portable Traffic Message Boards (4 @ $16,000 each)	PW	-	64,000	-
Electric Scissor Lift	PW	-	18,500	-
Conflict Monitor Tester	PW	-	16,000	-
Utility Locator (2 @ $5,000 each)	PW	-	5,000	5,000
Autocad Computer Software	PW	-	20,000	-
Automotive A/C Machine	PW	-	5,000	-
Tree Stump Grinder	PW	20,000	-	-
		$ 93,900	$ 270,000	$ 249,000

Non-Recurring (9000) - Department Detail

(Account Number Detail sorted by Dept.)

General Government	Dept	FY 2013-14	FY 2014-15	FY 2015-16
Two (2) Stationary Bikes - Employee Fitness and Fitness Testing	HR	$ 8,000	$ -	$ -
		$ 8,000	$ -	$ -

Community Services	Dept	FY 2013-14	FY 2014-15	FY 2015-16
Defibrilator Kits for Facilities	CS Rec	$ 6,300	$ -	$ -
Vacuum for Aquatic Pool	CS Rec	-	-	6,000
Activity Center Fitness Facility Treadmill	CS Rec	-		7,000
Activity Center Fitness Facility Elliptical Machine	CS Rec	-	7,000	-
Score Board for Activity Center	CS Rec	-	7,500	-
1.4.5M Air Floor Gymnastics	CS Rec	-	2,000	-
Cabinet for Activity Center	CS Rec	-	1,500	-
PA System	CS Rec	-	1,600	-
Heritage Park office desk and work station	CS Rec	-	4,500	-
Heritage Park Refurbishment of Wooden Wagon for Carriage Barn	CS Rec	-	2,000	-
Heritage park Carriage Barn Refurbishment	CS Rec	-	5,000	-
Gymnastics Vault	CS Rec	-	5,000	-
Wenger Risers 4	CS Rec	-	2,500	2,500
Aquatic Center Shade Structure	CS Rec	-	15,000	-
Community Garden Program Roto Tiller	CS Rec	-	-	1,000
PRS Division Office Furniture	CS Rec	-	18,000	-
Clark Estate Dining Room Chairs	CS Rec	-	10,000	-
GVNC Food Pantry Shelving	CS Fam	-	5,000	-
ADA Door Installation at Gus Velasco Neighborhood Center	CS Fam	-	6,000	-
Technology Package to support Health & Wellness goal for Child Care	CS Fam	-	3,100	-
		$ 6,300	$ 95,700	$ 16,500

Finance & Administrative Services	Dept	FY 2013-14	FY 2014-15	FY 2015-16
Citywide Computer Replacement	FA	$ 50,000	$ 50,000	$ 50,000
		$ 50,000	$ 50,000	$ 50,000

Fire	Dept	FY 2013-14	FY 2014-15	FY 2015-16
Industrial Odor Elimination Fan	FIRE	$ 8,900	$ -	$ -
LifePak Defibrilators (6 units @ $30,000 each)	FIRE	-	-	180,000
		$ 8,900	$ -	$ 180,000

Public Works	Dept	FY 2013-14	FY 2014-15	FY 2015-16
Tree Stump Grinder	PW	20,000	-	-
Four (4) 3000-Watt Portable Emergency Generators	PW	10,000	-	-
Portable Traffic Message Boards (4 @ $16,000 each)	PW	-	64,000	-
Commercial Freezers (5 @ $2,500 each)	PW	-	7,500	5,000
Commercial Refridgerators (5 @ $2,000 each)	PW	-	6,000	4,000
Electric Scissor Lift	PW	-	18,500	-
Conflict Monitor Tester	PW	-	16,000	-
Utility Locator (2 @ $5,000 each)	PW	-	5,000	5,000
Autocad Computer Software	PW	-	20,000	-
Automotive A/C Machine	PW	-	5,000	-
		$ 30,000	$ 142,000	$ 14,000

Non-Recurring (9000) - Department Detail

(Account Number Detail sorted by Dept. - Continued)

Police Services	Dept	FY 2013-14	FY 2014-15	FY 2015-16
MDC Replacement	PS	$ 50,000	$ 61,000	$ 57,000
Speed Recorder	PS	8,000	-	-
Recon Creeper	PS	7,000	-	-
Handheld Radios	PS	23,000	-	-
		$ 88,000	$ 61,000	$ 57,000

Transitional Costs (Account #1310)	Dept	FY 2013-14	FY 2014-15	FY 2015-16
Payment to State Department of Finance (DOF)	Transitional Costs	$ 9,355,000	$ -	$ -
		$ 9,355,000	$ -	$ -

Equipment Acquisition and Fund Transfers

This section contains detailed information for the following:

- Vehicle Acquisition and Replacement
- Fund Transfers

Vehicle Acquisition and Replacement (8000)

The Vehicle Acquisitions and Replacement activity accounts for the costs and recording of purchasing City vehicles.

Activity Summary

		Final Est. FY 2013-14	Council Approved FY 2014-15	Council Approved FY 2015-16
Salaries and Benefits	$	-	-	-
Maintenance and Operations		440,000	478,000	438,000
Applied Revenues		(440,000)	(478,000)	(438,000)
Activity Total	$	-	-	-

Fiscal Year Comparisons

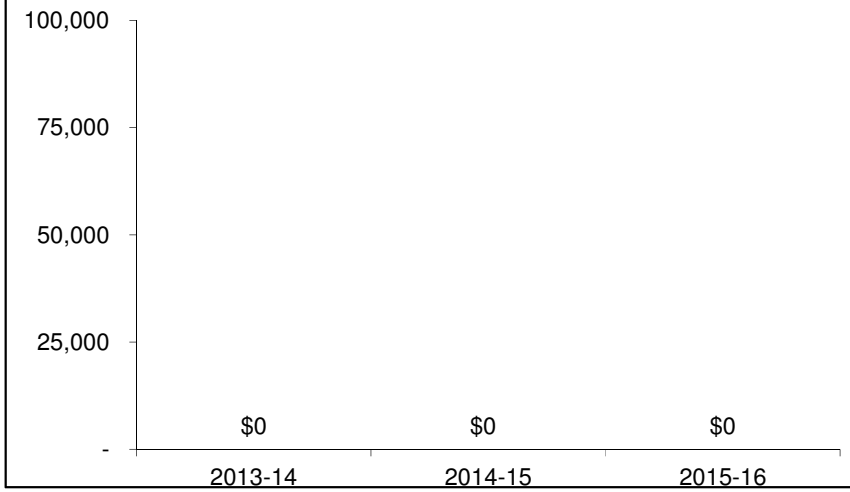

Vehicle Acquisition and Replacement (8000)

Activity Detail

Acct No.	Description	Actual FY 2012-13	Mid-Year Budget FY 2013-14	Final Estimate FY 2013-14	Council Approved FY 2014-15	Council Approved FY 2015-16	
7300	Furniture/Equipment	$ 344,398	$ 565,000	$ 440,000	$ 478,000	$ 438,000	*
	Total Maintenance and Operations	344,398	565,000	440,000	478,000	438,000	
GA00	Sale of Property	(37,352)	-	-	-	-	
HW00	Trans from Water Utility	(34,153)	-	-	(32,000)	-	
HX00	Trans from Equipment Replacement Fund	(272,893)	(388,000)	(330,200)	(446,000)	(438,000)	
HX01	Trans from Environmental Fines Cap Fund	-	(50,000)	(50,800)	-	-	
HX02	Trans from Fire Equipment Replacement Fund	-	(127,000)	(59,000)	-	-	
	Total Applied Revenues	(344,398)	(565,000)	(440,000)	(478,000)	(438,000)	
	- Activity Total -	$ -	$ -	$ -	$ -	$ -	

* Additional detail on following page(s)

Vehicle Acquisition and Replacment (8000) - Detail by Department

Public Works - 7300	FY 2013-14	FY 2014-15	FY 2015-16
Ford F-550 37' Aerial (#671)	$ 95,000	$ -	$ -
Ford Explorer (#618)	34,000	-	-
Chevrolet 1500 Ext-Cab (#624)	30,000	-	-
Vehicle Upgrades	5,000	6,000	4,000
Ford F-350 Utility Bed Truck (#467)	-	35,000	
Ford F-150 (#625)	-	32,000	
Triple-L Fork Lift Trailor (#28)	-	13,000	
Ford F-450 Stencil Truck (#444)	-		85,000
Ford F-350 Utility Bed Truck (#457)	-		35,000
Ford Van (#477)	-	-	28,000
	$ 164,000	$ 86,000	$ 152,000

Fire - 7300	FY 2013-14	FY 2014-15	FY 2015-16
Chevrolet Tahoe Command Vehicle (#800)	$ 39,000	$ -	$ -
Dodge Crew Cab - Squad (#842)	68,000	-	-
Ford Escape (#857)	25,000	-	-
Ford Escape (#858)	25,000	-	-
Vehicle Upgrades	20,000	1,000	1,000
2015 Ford C-Max SE Hybrid (#802)	-	27,000	-
2010 Ford C-Max SE Hybrid (#833)	-	-	27,000
	$ 177,000	$ 28,000	$ 28,000

Water - 7300	FY 2013-14	FY 2014-15	FY 2015-16
Ford F-150 (#655)	$ -	$ 32,000	$ -
	$ -	$ 32,000	$ -

Police - 7300	FY 2013-14	FY 2014-15	FY 2015-16
Chevrolet Caprice Police Pursuit Vehicle (#501)	$ 37,000	$ -	$ -
Chevrolet Caprice Police Pursuit Vehicle (#536)	37,000	-	-
Chevrolet Caprice Police Pursuit Vehicle (#537)	37,000	-	-
Chevrolet Tahoe Command Vehicle (#539)	39,000	-	-
Vehicle Upgrades	40,000	45,000	39,000
Ford Explorer (#502)	-	32,000	-
Ford Explorer (#503)	-	32,000	-
Ford Explorer (#523)	-	32,000	-
Ford Explorer (#560) PSO	-	32,000	-
Ford Explorer (NEW) PSO	-	32,000	-
Ford Explorer (NEW) PSO	-	32,000	-
Honda Accord (#647)	-	32,000	-
Toyota Tacoma (#463)	-	27,000	-
Ford Explorer (#500)	-	-	32,000
Ford Explorer (#504)	-	-	32,000
Ford Explorer (#505)	-	-	32,000
Ford Explorer (#507)	-	-	32,000
Ford Explorer (#562) PSO	-	-	32,000
TBD (#498)	-	-	32,000
APX-6500 Radios	-	36,000	27,000
	$ 190,000	$ 332,000	$ 258,000

Vehicle Acquisition and Replacment (8000) - Detail by Department (Continued)

General Government - 7300	FY 2013-14	FY 2014-15	FY 2015-16
Ford Sedan (#631)	$ 34,000	$ -	$ -
	$ 34,000	$ -	$ -

Interfund Transfers (8100)

The Interfund Transfers activity records the transfers from the General Fund to other funds for reimbursement of a portion of costs or services.

Activity Summary

		Final Est. FY 2013-14	Council Approved FY 2014-15	Council Approved FY 2015-16
Salaries and Benefits	$	-	-	-
Maintenance and Operations		5,762,100	2,950,000	2,400,000
Applied Revenues		-	-	-
Activity Total	$	5,762,100	2,950,000	2,400,000

Fiscal Year Comparisons

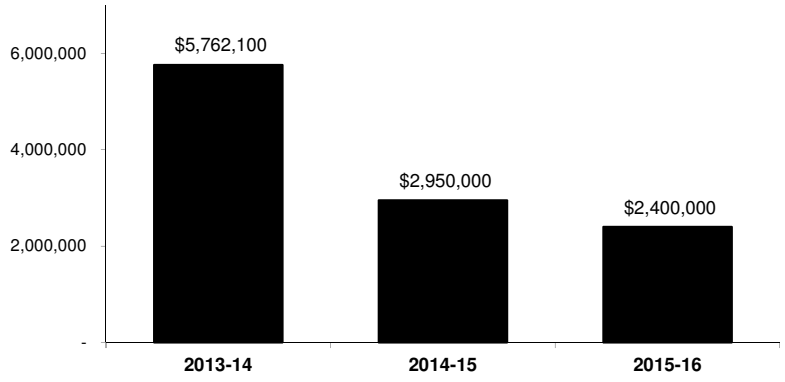

Interfund Transfers (8100)

Activity Detail

Acct No.	Description	Actual FY 2012-13	Mid-Year Budget FY 2013-14	Final Estimate FY 2013-14	Council Approved FY 2014-15	Council Approved FY 2015-16
8120	Transfer to Capital Projects	$ 4,690,517	$ 2,800,000	$ 2,800,000	$ 2,800,000	$ 2,400,000
8120	Transfer to Capital Projects - Prefunding	-	-	400,000	-	-
8125	Transfer to Fire Equipment Fund	10,000	10,000	10,000	-	-
8127	Transfer to General Equipment Fund - FY 2013-14	425,000	388,000	435,200	-	-
8127	Transfer to General Equipment Fund - Vehicle Prefunding	-	-	884,000	-	-
8127	Transfer to General Equipment Fund - Non-recurring Prefunding	-	-	310,500	-	-
8128	Transfer to Insurance Stabilization Fund	514,000	-	150,000	50,000	-
8129	Transfer to PERS Stabilization Fund - Labor	-	-	670,000	-	-
8129	Transfer to PERS Stabilization Fund - Future Rates	-	-	100,000	100,000	-
8187	Transfer to Fire Grant Fund	-	2,400	2,400	-	-
	- Activity Total -	$ 5,639,517	$ 3,200,400	$ 5,762,100	$ 2,950,000	$ 2,400,000

Utility Services

The Utility Services Division accounts for the operations of the City owned water system. The program maintains, repairs and replaces all facilities dedicated to the safe delivery of potable water to the residents and businesses of the City, including pipelines, valves, fire hydrants, and storage tanks and reservoirs.

Below is a chart showing the department's activities. More detailed information is available on the following pages:

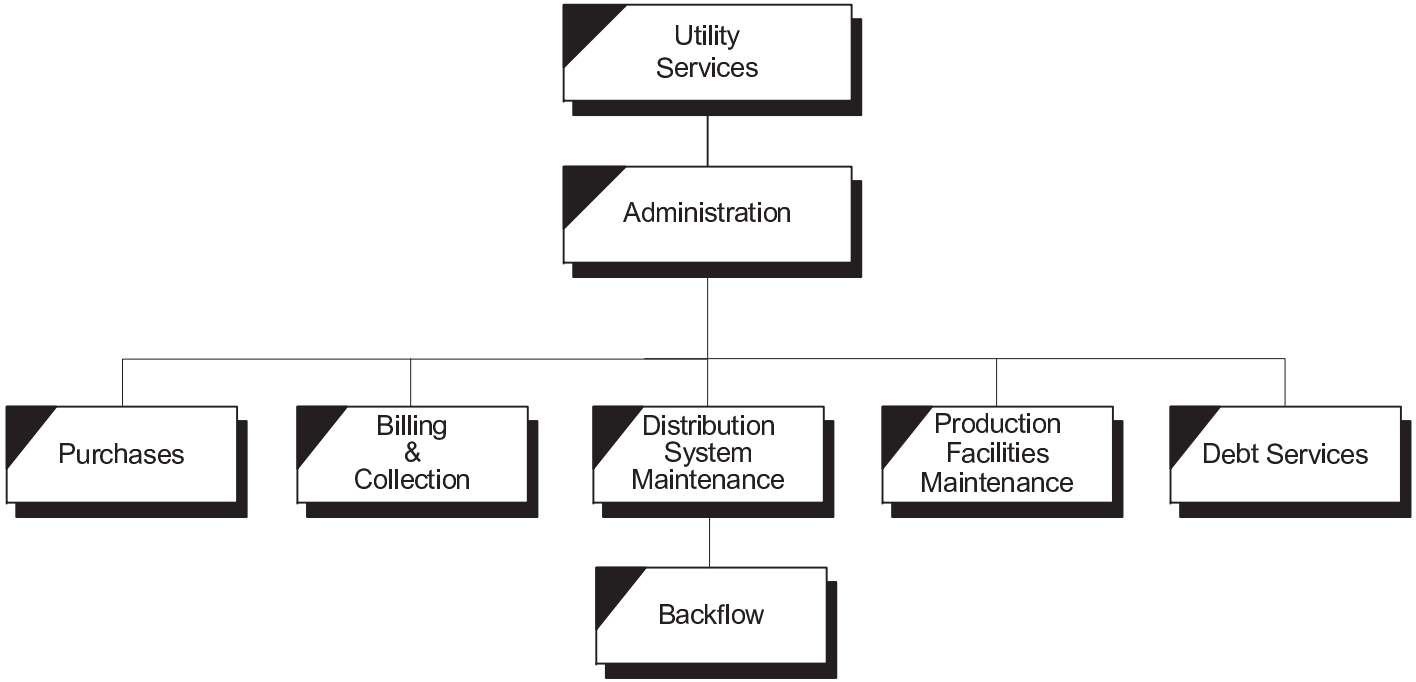

Water Utility
Sources and Uses of Funds

Fiscal Year 2014-15 & FY 2015-16 Approved Budget

Activity Name	Actual FY 2012-13	Mid Year Approved FY 2013-14	Final Estimate FY 2013-14	Council Approved FY 2014-15	Council Approved FY 2015-16
Sources					
Estimated General Revenues	13,073,782	13,004,200	13,050,000	13,050,000	13,050,000
Uses					
Department Expenditures	8,842,638	9,741,700	9,867,100	10,324,200	10,544,800
Capital Improvement Projects	1,200,000	1,200,000	1,200,000	1,200,000	1,200,000
Equipment Replacement	250,000	250,000	250,000	250,000	250,000
Interfund Transfers	1,633,857	1,597,400	1,634,000	1,691,900	1,693,100
Total Uses	11,926,495	12,789,100	12,951,100	13,466,100	13,687,900
Surplus / (Deficit)	$ 1,147,287	$ 215,100	$ 98,900	$ (416,100)	$ (637,900)

Water Utility

FY 2014-15 & FY 2015-16 Approved Budget

Department Summary

Activity Number	Activity Name	Actual FY 2012-13	Mid-Year Approved FY 2013-14	Final Estimate FY 2013-14	Council Approved FY 2014-15	Council Approved FY 2015-16
9110	Administration	$ 949,263	$ 1,105,300	$ 1,137,000	$ 1,161,300	$ 1,195,400
9120	Water Purchases	4,749,857	5,064,500	5,128,000	5,232,400	5,282,700
9130	Billing and Collection	728,707	848,400	864,000	923,600	953,400
9135	Backflow	112,411	127,600	96,200	135,100	140,700
9140	Distribution System Maintenance	1,285,389	1,153,200	1,361,400	1,374,800	1,426,000
9145	Production Facilities Maintenance	666,465	913,900	751,700	944,000	996,900
9180	Debt Service	350,548	528,800	528,800	553,000	549,700
8100	Interfund Transfers	1,633,857	1,597,400	1,634,000	1,691,900	1,693,100
Department Totals		$ 10,476,495	$ 11,339,100	$ 11,501,100	$ 12,016,100	$ 12,237,900

Utility Services

FY 2014-15 & FY 2015-16

Position Summary

Full-Time Positions	Original FY 2013-14	Revised FY 2013-14	Change + or (-)	Approved FY 2014-15	Change + or (-)	Approved FY 2015-16	Change + or (-)
Utility Services Manager	1	1	-	1	-	1	-
Water Utility Lead Worker	1	1	-	1	-	1	-
Water Utility Section Supervisor	1	1	-	1	-	1	-
Water Utility Worker	5	5	-	5	-	5	-
Water Well Operator	2	2	-	2	-	2	-
Total Number of Full-Time Positions	10	10	-	10	-	10	-
Part-Time Benefitted Positions							
None	-	-	-	-	-	-	-
Total Number of Part-Time Benefitted Positions	-	-	-	-	-	-	-
Part-Time Non-Benefitted Hours							
Total Number of Hours	3,760	3,760	-	3,760	-	3,760	-

Interfund Transfers (8100)

The Interfund Transfers activity accounts for the transfers of the Water Fund to other City Funds.

Activity Summary

		Final Est. FY 2013-14	Council Approved FY 2014-15	Council Approved FY 2015-16
Salaries and Benefits	$	-	-	-
Maintenance and Operations		1,634,000	1,691,900	1,693,100
Applied Revenues		-	-	-
Activity Total	$	1,634,000	1,691,900	1,693,100

Fiscal Year Comparisons

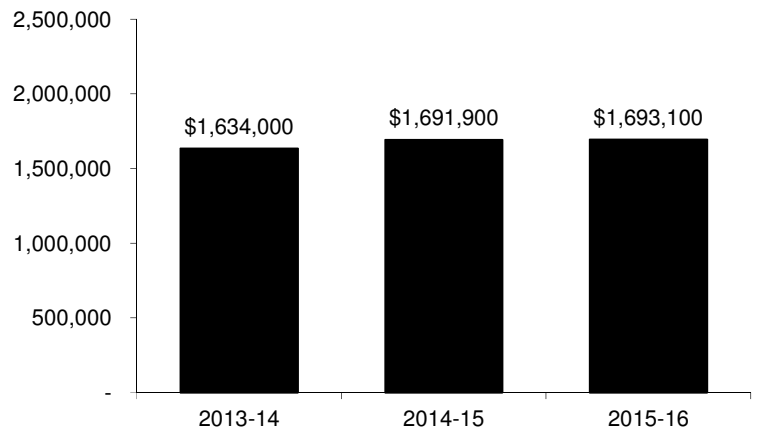

Interfund Transfers (8100)

Activity Detail

Acct No.	Description	Actual FY 2012-13	Mid-Year Budget FY 2013-14	Final Estimate FY 2013-14	Council Approved FY 2014-15	Council Approved FY 2015-16	
8110	Transfer to General Fund	$ 1,633,857	$ 1,597,400	$ 1,634,000	$ 1,691,900	$ 1,693,100	*
	Total Maintenance and Operations	1,633,857	1,597,400	1,634,000	1,691,900	1,693,100	
	- Activity Total -	$ 1,633,857	$ 1,597,400	$ 1,634,000	$ 1,691,900	$ 1,693,100	

* Additional detail on following page(s)

Interfund Transfer (8100) Account Number Detail

Acct #8110	FY 2013-14	FY 2014-15	FY 2015-16
Water Utility Authority Lease	$ 1,500,000	$ 1,500,000	$ 1,500,000
NPDES	79,800	174,300	175,500
Underpass Vault & Pass Clean/Repair	12,500	12,500	12,500
Computer Replacement Program	5,100	5,100	5,100
	$ 1,597,400	$ 1,691,900	$ 1,693,100

Water Utility Administration (9110)

The Administration activity sets policies and standards for the department and provides guidance and direction to the individual divisions of the department.

Activity Summary

		Final Est. FY 2013-14	Council Approved FY 2014-15	Council Approved FY 2015-16
Salaries and Benefits	$	529,700	599,600	622,300
Maintenance and Operations		607,300	561,700	573,100
Applied Revenues		-	-	-
Activity Total	$	1,137,000	1,161,300	1,195,400

Fiscal Year Comparisons

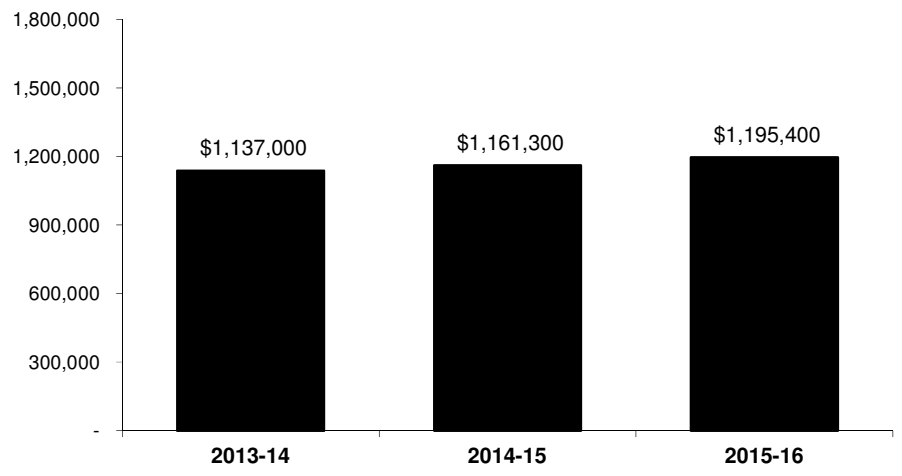

Water Utility Administration (9110)

Activity Detail

Acct No.	Description	Actual FY 2012-13	Mid-Year Budget FY 2013-14	Final Estimate FY 2013-14	Council Approved FY 2014-15	Council Approved FY 2015-16	
111B	CM - Regular Salaries	$ 40,293	$ 37,400	$ 37,400	$ 38,200	$ 38,200	
111D	FA - Regular Salaries	49,567	47,400	47,400	48,400	48,400	
111E	PW Adm - Regular Salaries	88,841	119,000	99,600	126,000	126,000	
111F	PW Mtc - Regular Salaries	23,197	22,700	34,000	22,900	22,900	
114D	FA - OT Pay	696	1,000	600	1,000	1,000	
114F	PW Mtc - OT Pay	-	500	-	500	500	
115R	FA - PT Salaries	2,771	3,700	3,500	3,900	4,000	
115S	PW Adm - PT Salaries	22,573	5,400	3,700	5,400	5,400	
119B	CM - Applied Benefits	61,479	48,100	48,100	56,300	59,400	
119D	FA - Applied Benefits	60,862	57,200	57,200	66,100	70,200	
119E	PW Adm - Applied Benefits	138,237	179,300	150,300	193,400	206,500	
119F	PW Mtc - Applied Benefits	30,735	30,100	45,000	32,400	34,400	
119R	FA - Applied Benefits	144	200	200	1,100	1,200	
119S	PW Adm - PT Applied Benefits	-	4,100	2,700	4,000	4,200	
	Total Salaries and Benefits	519,395	556,100	529,700	599,600	622,300	
2200	Supplies	242	2,000	2,000	2,000	2,000	*
3400	Telephone	576	800	800	800	800	
4100	Advertising	-	2,000	-	2,000	2,000	
4210	Travel and Meetings	1,050	2,000	2,500	2,000	2,000	
4220	Memberships	452	4,000	1,000	4,000	4,000	
4250	Training	856	4,000	1,000	4,000	4,000	
4400	Contractual Services	20,664	97,000	142,000	67,000	67,000	*
4630	Liability Insurance	58,800	64,800	64,800	74,100	74,100	
4900	Intergovernmental Charges	79,820	83,500	117,300	95,000	95,000	*
9100	Overhead	256,409	278,100	264,900	299,800	311,200	
9300	Equipment Usage	11,000	11,000	11,000	11,000	11,000	
	Total Maintenance and Operations	429,868	549,200	607,300	561,700	573,100	
	- Activity Total -	$ 949,263	$ 1,105,300	$ 1,137,000	$ 1,161,300	$ 1,195,400	

* Additional detail on following page(s)

Water Utility Administration (9110) Account Number Detail

Acct #2200	FY 2013-14	FY 2014-15	FY 2015-16
Subscriptions	$ 500	$ 500	$ 500
Misc Supplies	1,500	1,500	1,500
	$ 2,000	$ 2,000	$ 2,000

Acct #4400	FY 2013-14	FY 2014-15	FY 2015-16
Underground Alert	$ 2,000	$ 2,000	$ 2,000
Water Rate Study	75,000	-	-
Telex Service	500	500	500
Material Safety Data Sheets (MSDS)	1,000	1,000	1,000
Water Utility Authority Meetings	9,000	9,000	9,000
Janitorial Services	9,500	9,500	9,500
Engineering Assistance	-	30,000	30,000
Water Pool Maintenance	-	15,000	15,000
	$ 97,000	$ 67,000	$ 67,000

Acct #4900	FY 2013-14	FY 2014-15	FY 2015-16
Watermaster Charges	$ 7,000	$ 8,500	$ 8,500
Property Tax	5,000	6,000	6,000
Health Dept Charges	11,000	10,000	10,000
Computer/Software Upgrades	2,000	2,000	2,000
Computer Usage	20,000	20,000	20,000
Operator Certification	2,500	2,500	2,500
Southeast Water Coalition Dues	10,000	10,000	10,000
IRWMP Joint Powers Authority	15,000	15,000	15,000
Wide Area Network	11,000	11,000	11,000
Small Pumpers Group	-	10,000	10,000
	$ 83,500	$ 95,000	$ 95,000

Water Purchases (9120)

The Water Purchases activity provides for the purchasing and production of the water needed by City water customers. It ensures that potable drinking water is available to over 5,800 homes and businesses within the City of Santa Fe Springs and a small section of Downey.

Activity Summary

		Final Est. FY 2013-14	Council Approved FY 2014-15	Council Approved FY 2015-16
Salaries and Benefits	$	9,800	10,300	10,700
Maintenance and Operations		5,118,200	5,222,100	5,272,000
Applied Revenues		-	-	-
Activity Total	$	5,128,000	5,232,400	5,282,700

Fiscal Year Comparisons

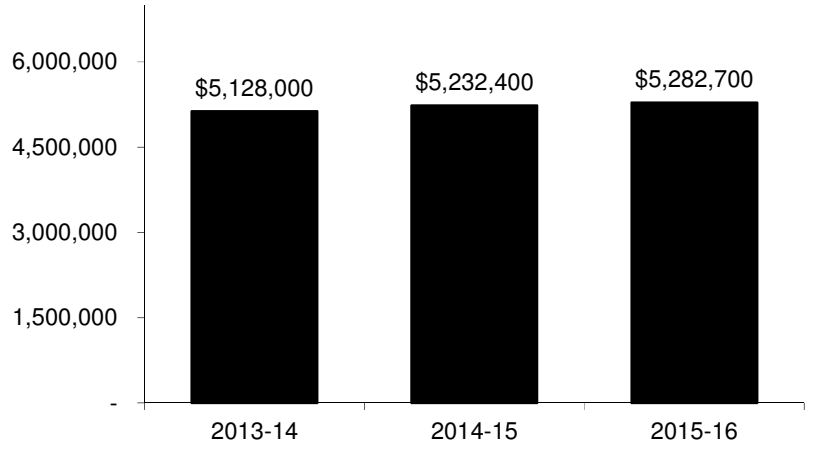

Water Purchases (9120)

Activity Detail

Acct No.	Description	Actual FY 2012-13	Mid-Year Budget FY 2013-14	Final Estimate FY 2013-14	Council Approved FY 2014-15	Council Approved FY 2015-16
111E	PW Adm -Regular Salaries	$ 5,989	$ -	$ -	$ -	$ -
111F	PW Mtc - Regular Salaries	-	4,200	4,200	4,300	4,300
119E	PW Adm - Applied Benefits	9,328	-	-	-	-
119F	PW Mtc - Applied Benefits	-	5,600	5,600	6,000	6,400
	Total Salaries and Benefits	15,317	9,800	9,800	10,300	10,700
4920	MWD Water Purchases	3,838,092	4,082,500	4,080,000	4,242,400	4,120,300
4921	Groundwater Purchases	888,619	967,000	1,033,000	974,200	1,146,000
9100	Overhead	7,530	4,900	4,900	5,200	5,400
9300	Equipment Usage	300	300	300	300	300
	Total Maintenance and Operations	4,734,540	5,054,700	5,118,200	5,222,100	5,272,000
	- Activity Total -	$ 4,749,857	$ 5,064,500	$ 5,128,000	$ 5,232,400	$ 5,282,700

Billing and Collection (9130)

The Billing and Collection activity oversees the water meter reading and invoicing function. The activity includes management of the water meter reading activites. Staff generates bills to the water customers based on the reads. The activity is responsible for processing bills, receiving payments, taking customer service calls, processing delinquent accounts and assigning water service turn offs.

Activity Summary

		Final Est. FY 2013-14	Council Approved FY 2014-15	Council Approved FY 2015-16
Salaries and Benefits	$	466,100	503,300	523,200
Maintenance and Operations		457,900	480,300	490,200
Applied Revenues		(60,000)	(60,000)	(60,000)
Activity Total	$	864,000	923,600	953,400

Fiscal Year Comparisons

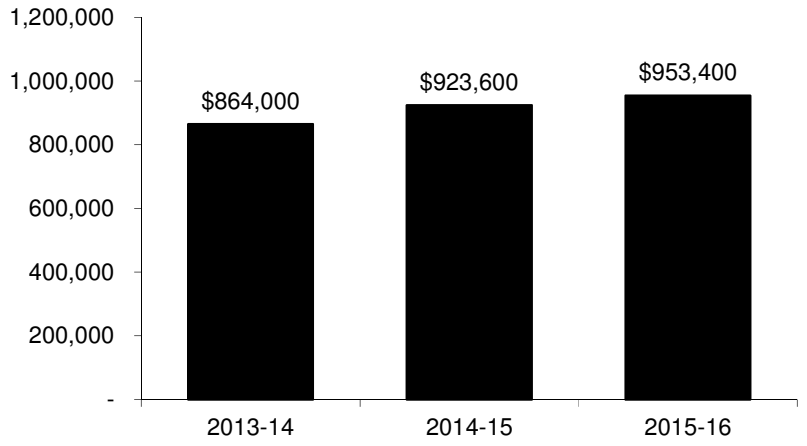

Billing and Collection (9130)

Activity Detail

Acct No.	Description	Actual FY 2012-13	Mid-Year Budget FY 2013-14	Final Estimate FY 2013-14	Council Approved FY 2014-15	Council Approved FY 2015-16	
111D	FA - Regular Salaries	$ 115,056	$ 113,600	$ 113,600	$ 116,200	$ 116,200	
111F	PW Mtc - Regular Salaries	32,408	56,200	56,200	57,800	58,100	
114D	FA - OT Pay	3,299	3,500	3,500	3,500	3,500	
114F	PW Mtc - OT Pay	319	400	1,300	1,000	1,000	
114R	PW Mtc - PT OT Pay	153	-	100	-	-	
115R	FA - PT Salaries	33,548	40,900	40,900	36,200	37,600	
115T	PW Mtc - PT Salaries	18,148	33,200	33,200	34,100	35,600	
115U	CS Rec - PT Salaries	2,170	-	2,000	-	-	
119D	FA - Applied Benefits	141,347	137,000	137,000	158,600	168,500	
119F	PW Mtc - Applied Benefits	43,070	74,400	74,400	81,700	87,300	
119R	FA - PT Applied Benefits	1,426	2,100	2,100	3,900	4,200	
119T	PW Mtc - PT Applied Benefits	712	1,700	1,700	10,300	11,200	
119U	CS Rec - PT Applied Benefits	140	-	100	-	-	
	Total Salaries and Benefits	391,795	463,000	466,100	503,300	523,200	
2200	Supplies	7,760	8,000	8,100	8,300	8,300	
4400	Contractual Services	49,922	62,900	84,700	88,300	88,300	*
4900	Intergovernmental Charges	138,000	125,000	125,000	125,000	125,000	
9100	Overhead	192,729	231,500	233,100	251,700	261,600	
9300	Equipment Usage	7,000	7,000	7,000	7,000	7,000	
	Total Maintenance and Operations	395,411	434,400	457,900	480,300	490,200	
BH00	Miscellaneous Fees	(58,500)	(49,000)	(60,000)	(60,000)	(60,000)	
	Total Applied Revenues	(58,500)	(49,000)	(60,000)	(60,000)	(60,000)	
	- Activity Total -	$ 728,707	$ 848,400	$ 864,000	$ 923,600	$ 953,400	

* Additional detail on following page(s)

Water Billing and Collection (9130) Account Number Detail

Acct #4400	FY 2013-14	FY 2014-15	FY 2015-16
Postage	$ 18,500	$ 19,000	$ 19,000
Bad Debt Expense	11,000	11,000	11,000
Meter Reading Equip/Software Maintenance	1,500	1,500	1,500
Inserting Machine Maintenance	1,900	1,900	1,900
Credit Card Merchant Fee	30,000	54,900	54,900
	$ 62,900	$ 88,300	$ 88,300

Backflow (9135)

The Backflow activity is responsible for the maintenance of City-owned backflow devices and regulating the integrity of privately-owned devices. The most important tasks include:

* Testing of customer, County, and City backflow devices on an annual basis unless devices show a routine habit of failing and than are tested on a six month cycle.

* Cross connection inspections inside buildings and on construction sites that have a combination of potable, industrial, and reclaimed water. This is usually performed in conjunction with the L.A. Co. Department of Health Services.

* Monthly notifications to customers of the need for their device to be tested.

Activity Summary

		Final Est. FY 2013-14	Council Approved FY 2014-15	Council Approved FY 2015-16
Salaries and Benefits	$	69,300	95,400	99,100
Maintenance and Operations		44,900	59,700	61,600
Applied Revenues		(18,000)	(20,000)	(20,000)
Activity Total	$	96,200	135,100	140,700

Fiscal Year Comparisons

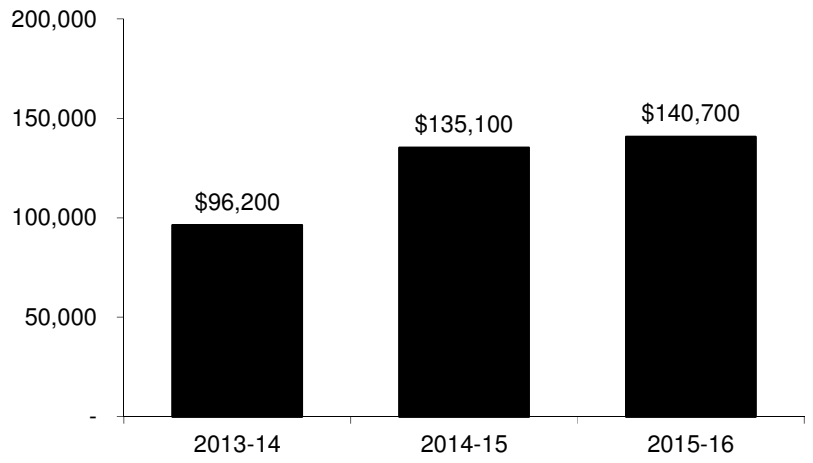

Backflow (9135)

Activity Detail

Acct No.	Description	Actual FY 2012-13	Mid-Year Budget FY 2013-14	Final Estimate FY 2013-14	Council Approved FY 2014-15	Council Approved FY 2015-16
111E	PW Adm - Regular Salaries	$ 26,087	$ 20,500	$ 21,300	$ 20,900	$ 20,900
111F	PW Mtc - Regular Salaries	5,310	14,800	3,000	15,000	15,000
114E	PW Eng - OT Pay	1,595	2,000	700	2,500	2,500
114F	PW Mtc - OT Pay	1,229	500	6,000	1,500	1,500
115S	PW Adm - PT Salaries	1,800	1,300	1,200	1,300	1,400
119E	PW Adm - Applied Benefits	40,766	30,900	32,100	32,100	34,200
119F	PW Mtc - Applied Benefits	7,043	19,600	4,000	21,100	22,500
119S	PW Adm - PT Applied Benefits	1,485	1,000	1,000	1,000	1,100
	Total Salaries and Benefits	85,316	90,600	69,300	95,400	99,100
2200	Supplies	6,830	5,000	3,500	5,000	5,000
4250	Training	205	1,200	700	1,200	1,200
4400	Contractual Services	210	500	1,000	800	800
9100	Overhead	41,983	45,300	34,700	47,700	49,600
9300	Equipment Usage	5,000	5,000	5,000	5,000	5,000
	Total Maintenance and Operations	54,229	57,000	44,900	59,700	61,600
BH00	Testing Fees	(27,134)	(20,000)	(18,000)	(20,000)	(20,000)
	Total Applied Revenues	(27,134)	(20,000)	(18,000)	(20,000)	(20,000)
	- Activity Total -	$ 112,411	$ 127,600	$ 96,200	$ 135,100	$ 140,700

Distribution System Maintenance (9140)

The Distribution System Maintenance activity is responsible for maintaining 108 miles of City owned water mains, 1,120 fire hydrants, 5,850 water service connections and is also responsible for the City's five storm water pumping systems, ten storm pumps and pumps at City Underpasses. It annually performs approximately five new installations of distribution main, installs 20 fire hydrant runs, 20 fire services connections and 30 new service connections for residential and commercial buildings.

Activity Summary

		Final Est. FY 2013-14	Council Approved FY 2014-15	Council Approved FY 2015-16
Salaries and Benefits	$	729,600	745,500	773,000
Maintenance and Operations		639,300	632,300	656,000
Applied Revenues		(7,500)	(3,000)	(3,000)
Activity Total	$	1,361,400	1,374,800	1,426,000

Fiscal Year Comparisons

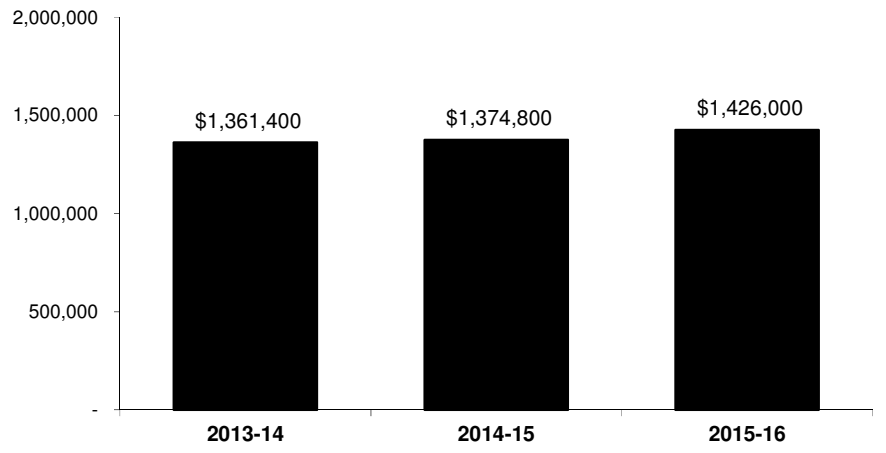

Distribution System Maintenance (9140)

Activity Detail

Acct No.	Description	Actual FY 2012-13	Mid-Year Budget FY 2013-14	Final Estimate FY 2013-14	Council Approved FY 2014-15	Council Approved FY 2015-16	
111F	PW Mtc - Regular Salaries	$ 272,410	$ 247,700	$ 281,500	$ 280,400	$ 280,700	
114E	PW Eng - OT Pay	721	-	-	-	-	
114F	PW Mtc - OT Pay	23,342	22,000	22,700	24,000	24,000	
114T	PW Mtc - PT OT Pay	1,102	1,500	900	1,200	1,200	
115T	PW Mtc - PT Salaries	28,871	23,400	37,500	24,000	25,100	
116F	PW Mtc - Standby Pay	12,758	-	12,500	12,500	12,500	
119F	PW Mtc - Applied Benefits	361,968	327,800	372,500	396,200	421,600	
119T	PW Mtc - PT Applied Benefits	1,132	1,200	2,000	7,200	7,900	
	Total Salaries and Benefits	702,303	623,600	729,600	745,500	773,000	
2200	Supplies	153,245	125,000	185,000	155,000	165,000	*
3400	Telephone	818	1,000	500	1,000	1,000	
4250	Training	1,700	1,500	3,500	1,500	1,500	
4400	Contractual Services	38,247	45,000	40,000	55,000	55,000	*
4900	Intergovernmental Charges	-	2,000	500	2,000	2,000	
9100	Overhead	345,296	311,800	364,800	372,800	386,500	
9300	Equipment Usage	45,000	45,000	45,000	45,000	45,000	
	Total Maintenance and Operations	584,306	531,300	639,300	632,300	656,000	
BR00	Damage to City Property	(745)	(1,200)	(7,500)	(2,500)	(2,500)	
CB00	Property Owner Contribution	(475)	(500)	-	(500)	(500)	
	Total Applied Revenues	(1,220)	(1,700)	(7,500)	(3,000)	(3,000)	
	- Activity Total -	$ 1,285,389	$ 1,153,200	$ 1,361,400	$ 1,374,800	$ 1,426,000	

* Additional detail on following page(s)

Distribution System Maintenance (9140) Account Number Detail

Acct #2200	FY 2013-14	FY 2014-15	FY 2015-16
Safety Equipment	$ 5,000	$ 7,000	$ 7,000
Uniforms	2,000	3,000	3,000
Small Tools	5,000	5,000	5,000
Pipe/Valves/Fittings/Meters	40,000	55,000	65,000
Meter Repair Parts	30,000	35,000	35,000
Slurry/Concrete	7,000	7,000	7,000
Miscellaneous Supplies	36,000	43,000	43,000
	$ 125,000	$ 155,000	$ 165,000

Acct #4400	FY 2013-14	FY 2014-15	FY 2015-16
Water Analysis	$ 3,500	$ 3,500	$ 3,500
Mandated Lab Analysis	2,500	2,500	2,500
Dump Charges	5,000	5,000	5,000
Asbestos Concrete. Pipe Disposal	2,000	2,000	2,000
Welding & Repairs	20,000	20,000	20,000
Telemetry/Instrumentation Service	12,000	22,000	22,000
	$ 45,000	$ 55,000	$ 55,000

Production Facilities Maintenance (9145)

The Production activity is responsible for operating City wells, reservoirs and interconnections, taking weekly State Title 22 water samples, ensuring water quality, investigating customer concerns, replacements and testing, as well as treating and maintaining the City's six recreational pools to ensure they meet State Department of Health Safety standards.

Activity Summary

		Final Est. FY 2013-14	Council Approved FY 2014-15	Council Approved FY 2015-16
Salaries and Benefits	$	352,900	444,600	460,800
Maintenance and Operations		398,800	499,400	536,100
Applied Revenues		-	-	-
Activity Total	$	751,700	944,000	996,900

Fiscal Year Comparisons

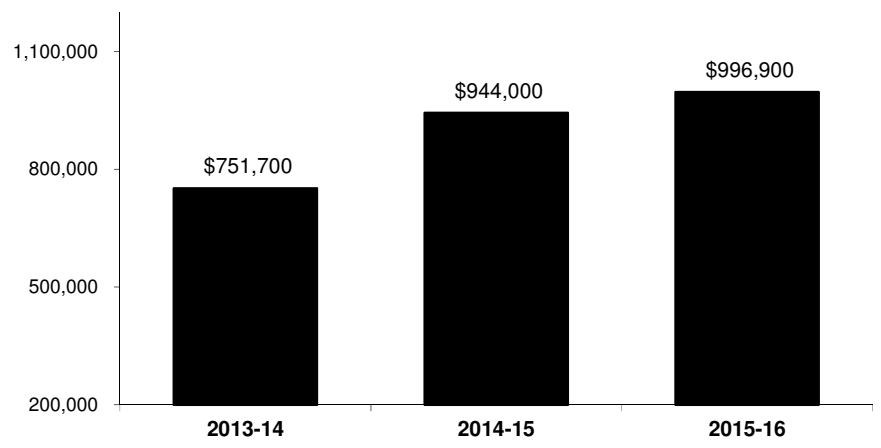

Production Facilities Maintenance (9145)

Activity Detail

Acct No.	Description	Actual FY 2012-13	Mid-Year Budget FY 2013-14	Final Estimate FY 2013-14	Council Approved FY 2014-15	Council Approved FY 2015-16	
111F	PW Mtc - Regular Salaries	$ 138,118	$ 185,400	$ 142,000	$ 169,400	$ 169,500	
114F	PW Mtc - OT Pay	16,850	20,000	20,500	20,000	20,000	
115T	PW Mtc - PT Salaries	222	5,500	2,300	12,200	12,700	
119F	PW Mtc - Applied Benefits	183,526	245,300	187,900	239,300	254,600	
119T	PW Mtc - PT Applied Benefits	12	300	200	3,700	4,000	
	Total Salaries and Benefits	338,726	456,500	352,900	444,600	460,800	
2200	Supplies	33,559	45,000	46,500	45,000	45,000	*
3100	Electricity	67,034	70,000	70,000	120,000	148,000	*
3200	Natural gas	11,843	13,000	13,000	13,500	14,000	
3300	Water	4,056	4,000	3,300	4,000	4,100	
3400	Telephone	6,611	5,500	7,000	7,000	7,000	
4250	Training	885	1,500	500	1,500	1,500	
4400	Contractual Services	12,356	65,100	55,000	59,100	59,100	*
4900	Intergovernmental Charges	-	-	2,000	2,000	2,000	
9100	Overhead	166,396	228,300	176,500	222,300	230,400	
9300	Equipment Usage	25,000	25,000	25,000	25,000	25,000	
	Total Maintenance and Operations	327,739	457,400	398,800	499,400	536,100	
	- Activity Total -	$ 666,465	$ 913,900	$ 751,700	$ 944,000	$ 996,900	

* Additional detail on following page(s)

Production Facilities Maintenance (9145) Account Number Detail

Acct #2200	FY 2013-14	FY 2014-15	FY 2015-16
Oil Lubricants	$ 6,000	$ 6,000	$ 6,000
Uniforms	2,500	2,500	2,500
Chlorine Parts	3,000	3,000	3,000
Telemetry Parts & Small Tools	10,000	10,000	10,000
Filters, Chemicals	8,000	8,000	8,000
Engine Parts, Pump Fittings	10,500	10,500	10,500
Safety Equipment	5,000	5,000	5,000
	$ 45,000	$ 45,000	$ 45,000

Acct #3100	FY 2013-14	FY 2014-15	FY 2015-16
City Yard	$ 30,000	$ 31,000	$ 32,000
Wells 1, 2 & 12	30,000	79,000	106,000
Telemetry & Site Electrical	10,000	10,000	10,000
	$ 70,000	$ 120,000	$ 148,000

Acct #4400	FY 2013-14	FY 2014-15	FY 2015-16
Engine/Pump Repairs	$ 20,000	$ 20,000	$ 20,000
Scada System Upgrades	25,000	15,000	15,000
SCAQMD Regulatory Fees	13,000	13,000	13,000
Valve Service	2,000	4,000	4,000
Chlorine Service	2,500	4,500	4,500
Landscape Maintenance	2,600	2,600	2,600
	$ 65,100	$ 59,100	$ 59,100

Debt Service (9180)

The Debt Service activity accounts for the current payments due on debt issued by the Water Utility.

Activity Summary

		Final Est. FY 2013-14	Council Approved FY 2014-15	Council Approved FY 2015-16
Salaries and Benefits	$	-	-	-
Maintenance and Operations		528,800	553,000	549,700
Applied Revenues		-	-	-
Activity Total	$	528,800	553,000	549,700

Fiscal Year Comparisons

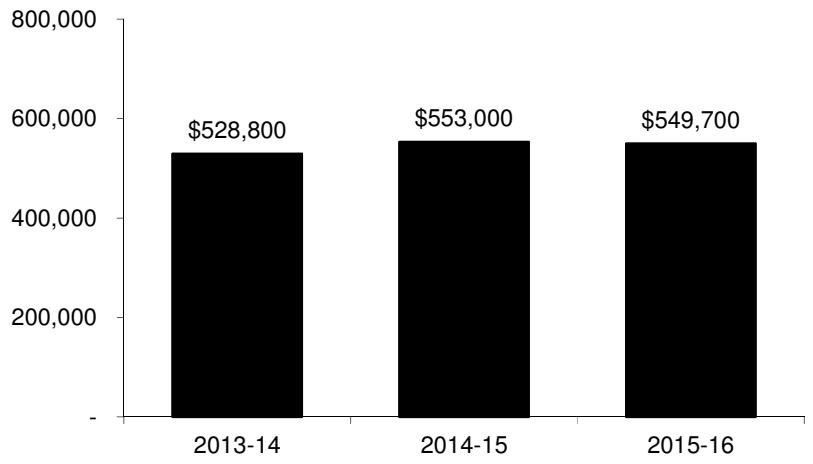

Debt Service (9180)

Activity Detail

Acct No.	Description	Actual FY 2012-13	Mid-Year Budget FY 2013-14	Final Estimate FY 2013-14	Council Approved FY 2014-15	Council Approved FY 2015-16	
4400	Contractual Services	$ 17,777	$ 14,300	$ 14,300	$ 14,300	$ 14,300	*
8810	Principal	-	155,000	155,000	165,000	170,000	*
8820	Interest	332,770	359,500	359,500	373,700	365,400	*
	Total Maintenance and Operations	350,548	528,800	528,800	553,000	549,700	
	- Activity Total -	$ 350,548	$ 528,800	$ 528,800	$ 553,000	$ 549,700	

* Additional detail on following page(s)

Debt Service (9180) Account Number Detail

Acct #4400	FY 2013-14	FY 2014-15	FY 2015-16
2005 Revenue Bonds	$ 7,800	$ 7,800	$ 7,800
2013 Revenue Bonds	6,500	6,500	6,500
	$ 14,300	$ 14,300	$ 14,300

Acct #8810	FY 2013-14	FY 2014-15	FY 2015-16
2005 Revenue Bonds	$ 155,000	$ 165,000	$ 170,000
	$ 155,000	$ 165,000	$ 170,000

Acct #8820	FY 2013-14	FY 2014-15	FY 2015-16
2005 Revenue Bonds	$ 123,000	$ 117,200	$ 108,900
2013 Revenue Bonds	236,500	256,500	256,500
	$ 359,500	$ 373,700	$ 365,400

Successor Agency

This section contains detailed information for the following:

- Administration
- Redevelopment Obligation Retirement Fund - Consolidated
- Redevelopment Obligation Retirement Fund – Washington Blvd.
- Redevelopment Obligation Retirement Fund – Housing

Successor Agency
Sources and Uses of Funds

Fiscal Years 2014-15 & 2015-16 Approved Budget

Activity Name	Actual FY 2012-13	Mid Year Approved FY 2013-14	Final Estimate FY 2013-14	Council Approved FY 2014-15	Council Approved FY 2015-16	FY 2014-15 Council Approved vs. Final Estimate Variance $	%
Sources							
Redevelopment Property Tax Trust Funds	$ 16,504,381	$ 12,757,300	$ 10,123,300	$ 12,874,300	$ 12,591,200	2,751,000	27.2%
Uses							
Department Expenditures							
Administration	505,758	371,600	663,200	375,600	384,200	(287,600)	-43.4%
Redevelopment Obligation Retirement Fund - Consolidated	6,126,482	11,401,000	11,455,600	11,510,500	11,225,800	54,900	0.5%
Redevelopment Obligation Retirement Fund - Washington Blvd.	138,579	7,200	7,100	7,200	3,800	100	1.4%
Redevelopment Obligation Retirement Fund - Housing	(737,234)	(5,300)	977,500	981,000	977,400	3,500	0.4%
Transfer to Housing Successor	-	982,800	-	-	-	-	0.0%
Total Uses	6,033,585	12,757,300	13,103,400	12,874,300	12,591,200	(229,100)	-1.7%
Surplus / (Deficit)	**$ 10,470,796**	**$ -**	**$ (2,980,100)**	**$ -**	**$ -**	**$ 2,980,100**	**-100.0%**

SUCCESSOR AGENCY ADMINISTRATION (8410)

The Successor Agency Administration activity reflects the labor and operating costs associated with the administration of the Successor Agency of the former Community Development Commission of the City of Santa Fe Springs (CDC). After dissolution of the CDC by the State of California on February 1, 2012, the City assumed the role of Successor Agency and is responsible for winding down the affairs of the former redevelopment agency, including liquidating assets, retiring obligations, and returning any available resources to the County of Los Angeles for distribution to various taxing agencies.

Activity Summary

		Final Est. FY 2013-14	Council Approved FY 2014-15	Council Approved FY 2015-16
Salaries and Benefits	$	361,900	199,100	206,900
Maintenance and Operations		301,300	176,500	177,300
Applied Revenues		-	-	-
Activity Total	$	663,200	375,600	384,200

Fiscal Year Comparisons

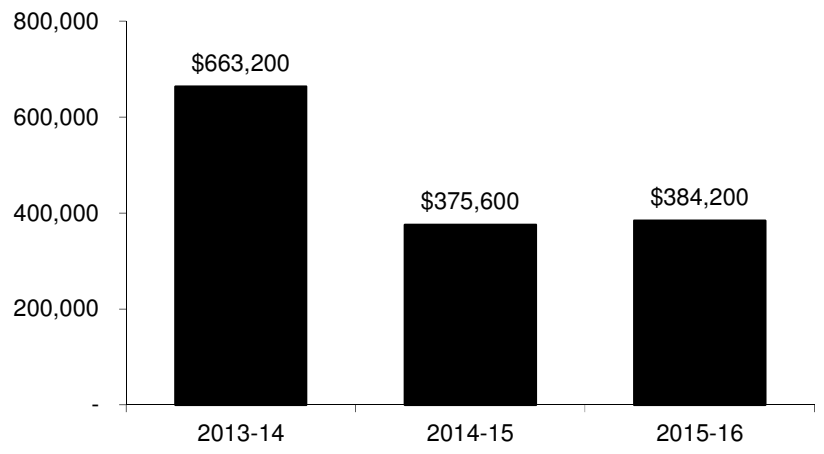

Successor Agency Administration - Consolidated (8410)

Activity Detail

Acct No.	Description	Actual FY 2012-13	Mid-Year Budget FY 2013-14	Final Estimate FY 2013-14	Council Approved FY 2014-15	Council Approved FY 2015-16	
111B	CM - Regular Salaries	$ 40,528	$ 21,600	$ 32,300	$ 11,300	$ 11,500	
111D	FA - Regular Salaries	133,313	48,000	89,600	49,200	50,900	
111L	CA - Regular Salaries	-	18,700	37,600	18,600	18,900	
111M	PLN Adm - Regular Salaries	18,774	5,200	15,400	10,600	10,800	
114D	FA - OT Pay	165	-	-	-	-	
119B	CM - Applied Benefits	60,081	27,700	42,100	16,700	18,000	
119D	FA - Applied Benefits	119,188	57,600	108,100	67,600	69,500	
119L	CA - Applied Benefits	-	8,700	17,500	10,200	10,600	
119M	PLN Adm - Applied Benefits	24,988	6,500	19,300	14,900	16,700	
	Total Salaries and Benefits	397,037	194,000	361,900	199,100	206,900	
2200	Supplies	16	-	2,000	-	-	
3300	Water	8,153	-	10,000	-	-	
4210	Travel and Meetings	-	2,500	2,500	2,500	2,500	
4250	Training	136	2,500	2,500	2,600	2,600	
4400	Contractual Services	60,047	74,000	84,200	74,000	74,000	*
4630	Liability Insurance	1,915	1,600	1,900	1,800	1,800	
4900	Intergovernmental Charges	-	-	22,300	-	-	
9100	Overhead	38,453	97,000	175,900	95,600	96,400	
	Total Maintenance and Operations	108,721	177,600	301,300	176,500	177,300	
	- Activity Total -	$ 505,758	$ 371,600	$ 663,200	$ 375,600	$ 384,200	

* Additional detail on following page(s)

Successor Agency Administration - Consolidated (8410) Account Number Detail

Acct #4400	FY 2013-14	FY 2014-15	FY 2015-16
Accounting Services	$ 40,000	$ 40,000	$ 40,000
Audit Services	24,000	24,000	24,000
Legal Services	10,000	10,000	10,000
	$ 74,000	$ 74,000	$ 74,000

Redevelopment Obligation Retirement Fund - Consolidated (8800)

The Redevelopment Obligation Retirement Fund - Consolidated activity reflects the payment of property taxes for recognized obligations of the former Community Development Commission of the City of Santa Fe Springs (CDC) for the Consolidated project area. Upon dissolution of redevelopment agencies effective February 1, 2012, the City, acting as Successor Agency to the CDC, became responsible for receiving former tax increment (property taxes) for payment of recognized obligations. Recognized obligations include such items as bonded debt issued by the Consolidated project area, Educational Revenue Augmentation Fund (ERAF) loans, property management costs, and other obligations.

Activity Summary

		Final Est. FY 2013-14	Council Approved FY 2014-15	Council Approved FY 2015-16
Salaries and Benefits	$	-	-	-
Maintenance and Operations		11,455,600	11,510,500	11,225,800
Applied Revenues		-	-	-
Activity Total	$	11,455,600	11,510,500	11,225,800

Fiscal Year Comparisons

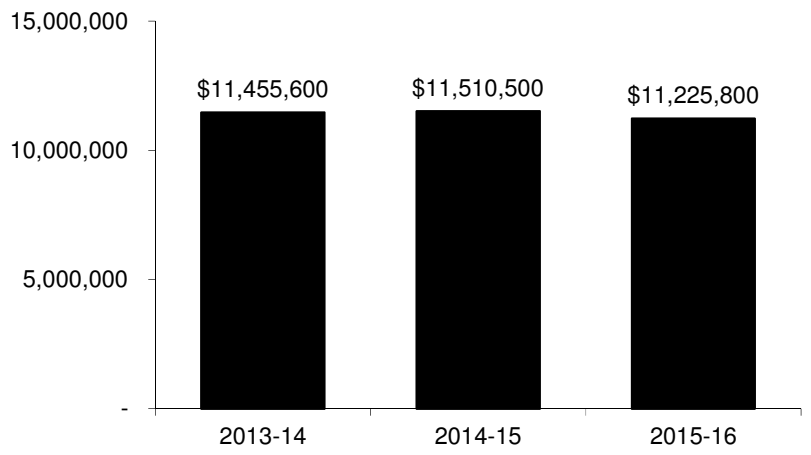

Redevelopment Obligation Retirement Fund - Consolidated (8800)

Activity Detail

Acct No.	Description	Actual FY 2012-13	Mid-Year Budget FY 2013-14	Final Estimate FY 2013-14	Council Approved FY 2014-15	Council Approved FY 2015-16	
2200	Supplies	$ -	$ -	$ 2,700	$ 5,500	$ 5,500	
3100	Electricity	-	-	3,300	6,500	6,500	
3300	Water	-	-	8,000	16,000	16,000	
4400	Contractual Services	594,323	30,000	38,300	77,800	46,300	*
4900	Intergovernmental	-	375,000	407,300	440,000	440,000	
8810	Principal	-	7,239,000	7,239,000	7,563,600	7,701,600	*
8820	Interest	5,532,159	3,757,000	3,757,000	3,401,100	3,009,900	*
	Total Maintenance and Operations	6,126,482	11,401,000	11,455,600	11,510,500	11,225,800	
	- Activity Total -	$ 6,126,482	$ 11,401,000	$ 11,455,600	$ 11,510,500	$ 11,225,800	

* Additional detail on following page(s)

Redevelopment Obligation Retirement Fund - Consolidated (8800) Account Number Detail

Acct #4400	FY 2013-14	FY 2014-15	FY 2015-16
Fiscal Agent Fees	$ 11,200	$ 11,200	$ 11,200
Legal Fees	15,000	15,000	15,000
Arbitrage Consulting Fees	3,800	-	3,500
Property Management Plan Consultant	-	35,000	-
Fence Rental	-	1,300	1,300
Landscape Maintenance	-	11,500	11,500
Weed Abatement	-	1,500	1,500
Pest Control	-	1,500	1,500
Miscellaneous	-	800	800
	$ 30,000	$ 77,800	$ 46,300

Acct #4900	FY 2013-14	FY 2014-15	FY 2015-16
Unfunded Liabilities Agreement	$ 375,000	$ 375,500	$ 375,500
Property Management	-	64,500	64,500
	$ 375,000	$ 440,000	$ 440,000

Acct #8810	FY 2013-14	FY 2014-15	FY 2015-16
2001 Bonds	$ 1,105,000	$ 1,150,000	$ 1,200,000
2002 Bonds	3,595,000	1,445,000	595,000
2006-A Bonds	15,000	10,000	-
2006-B Bonds	1,565,000	1,655,000	1,740,000
2005 ERAF Loan	217,000	226,800	-
2006 ERAF Loan	212,000	226,800	241,600
2007 Bonds	530,000	2,850,000	3,925,000
	$ 7,239,000	$ 7,563,600	$ 7,701,600

Acct #8820	FY 2013-14	FY 2014-15	FY 2015-16
2001 Bonds	$ 571,900	$ 525,100	$ 475,200
2002 Bonds	459,900	344,600	289,300
2006-A Bonds	139,700	139,200	139,000
2006-B Bonds	602,600	516,500	425,600
2005 ERAF Loan	23,500	12,700	-
2006 ERAF Loan	39,600	27,700	14,900
2007 Bonds	1,919,800	1,835,300	1,665,900
	$ 3,757,000	$ 3,401,100	$ 3,009,900

Redevelopment Obligation Retirement Fund - Washington Blvd. (8800)

The Redevelopment Obligation Retirement Fund - Washington Blvd. activity reflects the payment of property taxes for recognized obligations of the former Community Development Commission of the City of Santa Fe Springs (CDC) for the Washington Blvd. project area. Upon dissolution of redevelopment agencies effective February 1, 2012, the City, acting as Successor Agency to the CDC, became responsible for receiving former tax increment (property taxes) for payment of recognized obligations. Recognized obligations consist of Educational Revenue Augmentation Fund (ERAF) loans.

Activity Summary

		Final Est. FY 2013-14	Council Approved FY 2014-15	Council Approved FY 2015-16
Salaries and Benefits	$	-	-	-
Maintenance and Operations		7,100	7,200	3,800
Applied Revenues		-	-	-
Activity Total	$	7,100	7,200	3,800

Fiscal Year Comparisons

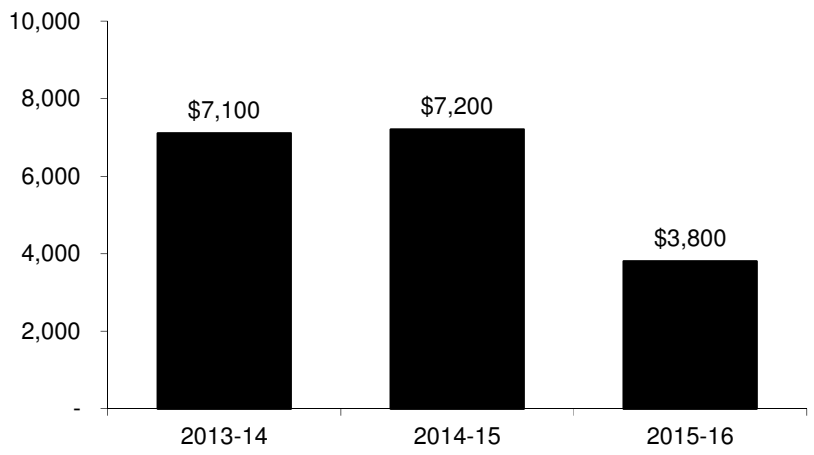

Redevelopment Obligation Retirement Fund - Washington Blvd. (8800)

Activity Detail

Acct No.	Description	Actual FY 2012-13	Mid-Year Budget FY 2013-14	Final Estimate FY 2013-14	Council Approved FY 2014-15	Council Approved FY 2015-16	
4900	Intergovernmental	$ 79,035	-	-	-	-	
8810	Principal	-	$ 6,200	$ 6,100	$ 6,600	$ 3,500	*
8820	Interest	59,545	1,000	1,000	600	300	*
	Total Maintenance and Operations	138,579	7,200	7,100	7,200	3,800	
	- Activity Total -	$ 138,579	$ 7,200	$ 7,100	$ 7,200	$ 3,800	

* Additional detail on following page(s)

Redevelopment Obligation Retirement Fund - Washington Blvd. (8800) Account Number Detail

Acct #8810	FY 2013-14	FY 2014-15	FY 2015-16
2005 ERAF Loan	$ 3,100	$ 3,300	$ -
2006 ERAF Loan	3,100	3,300	3,500
	$ 6,200	$ 6,600	$ 3,500

Acct #8820	FY 2013-14	FY 2014-15	FY 2015-16
2005 ERAF Loan	$ 400	$ 200	$ -
2006 ERAF Loan	600	400	300
	$ 1,000	$ 600	$ 300

Redevelopment Obligation Retirement Fund - Housing (8800)

The Redevelopment Obligation Retirement Fund - Housing activity reflects the payment of property taxes for recognized obligations of the former Community Development Commission of the City of Santa Fe Springs (CDC) Housing Set-Aside Fund. Upon dissolution of redevelopment agencies effective February 1, 2012, the City, acting as Successor Agency to the CDC, became responsible for receiving former tax increment (property taxes) for payment of recognized obligations. Recognized obligations include bonded debt issued by the Housing Set-Aside Fund.

Activity Summary

		Final Est. FY 2013-14	Council Approved FY 2014-15	Council Approved FY 2015-16
Salaries and Benefits	$	-	-	-
Maintenance and Operations		977,500	981,000	977,400
Applied Revenues		-	-	-
Activity Total	$	977,500	981,000	977,400

Fiscal Year Comparisons

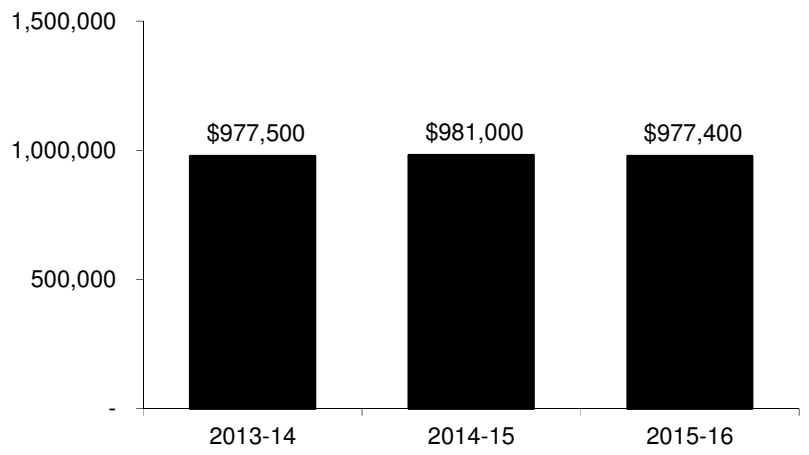

Redevelopment Obligation Retirement Fund - Housing (8800)

Activity Detail

Acct No.	Description	Actual FY 2012-13	Mid-Year Budget FY 2013-14	Final Estimate FY 2013-14	Council Approved FY 2014-15	Council Approved FY 2015-16	
8810	Principal	$ -	$ 550,000	$ 550,000	$ 580,000	$ 605,000	*
8820	Interest	444,292	427,500	427,500	401,000	372,400	*
	Total Maintenance and Operations	444,292	977,500	977,500	981,000	977,400	
HK00	Transfer from Successor Agency Fund	(1,181,525)	(982,800)	-	-	-	
	Total Applied Revenues	(1,181,525)	(982,800)	-	-	-	
	- Activity Total -	$ (737,234)	$ (5,300)	$ 977,500	$ 981,000	$ 977,400	

* Additional detail on following page(s)

Redevelopment Obligation Retirement Fund - Housing (8800) Account Number Detail

Acct #8810	FY 2013-14	FY 2014-15	FY 2015-16
2001 Bonds	$ 85,000	$ 360,000	$ 375,000
2003 Bonds	465,000	220,000	230,000
	$ 550,000	$ 580,000	$ 605,000

Acct #8820	FY 2013-14	FY 2014-15	FY 2015-16
2001 Bonds	$ 231,100	$ 221,800	$ 206,200
2003 Bonds	196,400	179,200	166,200
	$ 427,500	$ 401,000	$ 372,400

Housing Successor - Housing Assets Fund
Sources and Uses of Funds

Fiscal Years 2014-15 & 2015-16 Approved Budget

Activity Name	Actual FY 2012-13	Mid Year Approved FY 2013-14	Final Estimate FY 2013-14	Council Approved FY 2014-15	Council Approved FY 2015-16	FY 2014-15 Council Approved vs. Final Estimate Variance $	%
Estimated Beginning Fund Balance	$ 8,532,284	$ 7,483,955	$ 7,483,955	$ 7,639,155	$ 7,759,155		
Sources							
Estimated General Revenues	153,754	-	185,200	150,000	150,000	(35,200)	-19.0%
Uses							
Housing Fund Expenditures	20,558	-	30,000	30,000	30,000	-	0.0%
Interfund Transfers	1,181,525	-	-	-	-	-	0.0%
Total Uses	1,202,083	-	30,000	30,000	30,000	-	0.0%
Surplus / (Deficit)	(1,048,329)	-	155,200	120,000	120,000	(35,200)	-22.7%
Estimated Ending Fund Balance	**$ 7,483,955**	**$ 7,483,955**	**$ 7,639,155**	**$ 7,759,155**	**$ 7,879,155**		